

YOUTH MATTERS QUESTIONNAIRE RESULTS

AREA 9
(262 Young People)

<u>CONTENTS</u>	<u>PAGE</u>
Introduction	1
Question 1. What activities do you do in the evenings or at weekends?	
Question and Comments	2 - 3
Graph showing number of respondents within area	4
Question 2. What activities do you wish were available in your area but currently aren't?	
Question and Comments	5 - 7
Question 3. If you had the opportunity to do up to four hours of activities, including sport, in your spare time each week, would you make use of it?	
Question	8
Graph showing number of respondents within area	9
Question 4. Where would you like to be able to go to meet friends?	
Question and Comments	10
Graph showing number of respondents within area	11
Question 5. If there were more places for young people to go, do you think it would stop some teenagers getting into trouble?	
Question	12
Graph showing number of respondents within area	13
Question 6. How would you like to be involved in improving things for teenagers in your area? (Tick any that you would like to be involved in)	
Question and Comments	14
Graph showing number of respondents within area	15
Question 7. How would you like to tell your local council what you think about activities and services for teenagers?	
Question and Comments	16
Graph showing number of respondents within area	17

CONTENTS

PAGE

Question 8. Would a card that gave you discounts and money to spend on activities encourage you to more activities in your spare time?

Question 18

Graph showing number of respondents within area 19

Question 9. Do you think your parents would top up your card with money for you to spend on activities?

Question 20

Graph showing number of respondents within area 21

Question 10. We think young people who misbehave or commit crimes should not get these discounts and top-ups. What do you think?

Question 22

Graph showing number of respondents within area 23

Question 11. Would you help out more in your community if what you did was recognised in some way?

Question 24

Graph showing number of respondents within area 25

Question 12. What kind of recognition or reward would encourage you to help out more in your community?

Question and Comments 26

Graph showing number of respondents within area 27

Question 13. Who do you go to now for information, help and advice? (For example: parent, friends, teachers, Connexions, youth worker, social worker, help lines).

Comments 28

Question 14. What do you think about the information, help and advice you receive?

Comments 29 - 30

Question 15. How would you like information and advice on your future education and career choices to be provided?

Question and Comments 31

Graph showing number of respondents within area 32

CONTENTS

PAGE

Question 16. If you were experiencing problems in your life, would you like to have one professional person you can trust to go to for advice and information?

Question 33

Graph showing number of respondents within area 34

Question 17. Do you currently help out in any of the following ways?

Question and Comments 35

Graph showing number of respondents within area 36

Question 18. Would anything make you want to get involved helping out in your local area or with younger people?

Comments 37 - 38

Question 19. Is there anything else you think we should consider to make life better for teenagers?

Comments 39 - 41

Question 20. Age

Comments 42

Graph showing number of respondents within area 43

Question 21. Are you? (Gender)

Table of figures within area 44

Graph showing number of respondents within area 45

Question 22. Are you disabled or do you have any special needs?

Comments 46

Graph showing number of respondents within area 47

Question 23. What is your ethnic group?

Comments 48

Graph showing number of respondents within area 49

Question 24. Where do you live?

Comments 50

Youth Matters

Introduction

On the 18th July the Government published the Youth Matters Green Paper (somewhere to go something to do) with a closing date for consultation with young people set for November 2005.

The Voice and Influence team within the Youth Service undertook the task of going out into their areas, which combined cover, the whole borough of Barnsley and asked young people to fill in the questionnaire that had been compiled by the DFES.

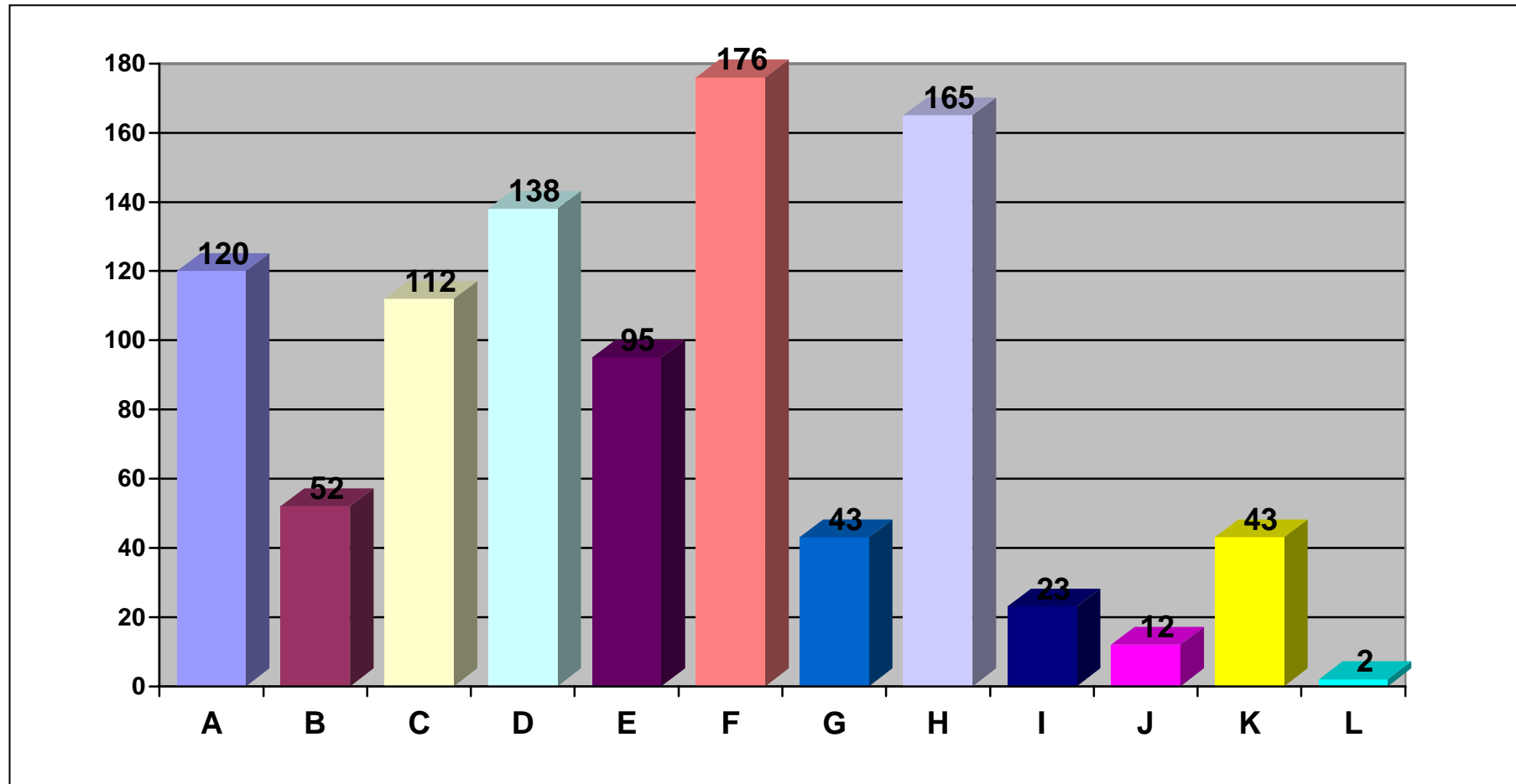
2,139 young people participated in filling in the questionnaires. The workers accessed young people through Secondary Schools, on the streets and in Youth Centres. What follows are the responses for Area 9, which is: -

Gilroyd
Dodworth
Higham
Barugh Green
Redbrook
Gawber
Darton
Mapplewell
Kexbrough
Staincross
Broadway

SOMETHING TO DO		
1. What activities do you do in the evenings or at weekends?		
A	Play Sport	120
B	Watch sport	52
C	Music – playing or DJ-ing	112
D	Shopping	138
E	Cinema	95
F	Meet friends	176
G	Dance or drama	43
H	Watch TV	165
I	Help out in your community	23
J	Nothing	12
K	Other (please tell)	43
	No reply	2
COMMENTS		
	After school clubs	1
	Bell ringing	2
	Chasing	1
	Cheerleading	1
	Church	1
	Computer/ games	4
	Cycling	1
	Drama classes	1
	Drinking	1
	Games console	1
	Get pissed up	2
	Go on MSN	4
	Go on trampoline	1
	Go to caravan	1
	Go to youth club on Tuesday	1
	Horse riding	2
	Ice skating	1
	In the rain	1
	Just sit in with nothing to do	2
	Karate	1
	Majorettes	4
	Make love	1
	PC	4
	Play	1
	Play station	3
	Play the keyboard	1
	Raves	2
	Rock solid going out with my mates	1

Roller blade	1
Singing	1
Skate boarding	1
Smoke get pissed	1
Spanish classes	2
Swim for a club	1
Swimming	4
Taikwondo	1
Television	1
Walking dog	1
Work	1
Youth club	2
Youth projects	1

Question 1 – What activities do you do in the evenings or at weekends?



A = Play Sport

B = Watch Sport

C = Music – playing or DJ-ing

D = Shopping

E = Cinema

F = Meet Friends

G = Dance or Drama

H = Watch TV

I = Help out in your Community

J = Nothing

K = Other

L = No Reply

A total of 2139 young people have completed the questionnaires.

The number of respondents from each area is: -

Area 1 = 255, Area 2 = 71, Area 3 = 218, Area 4 = 504, Area 5 = 146, Area 6 = 187, Area 7 = 101, Area 8 = 201, Area 9 = 262, No Area = 194

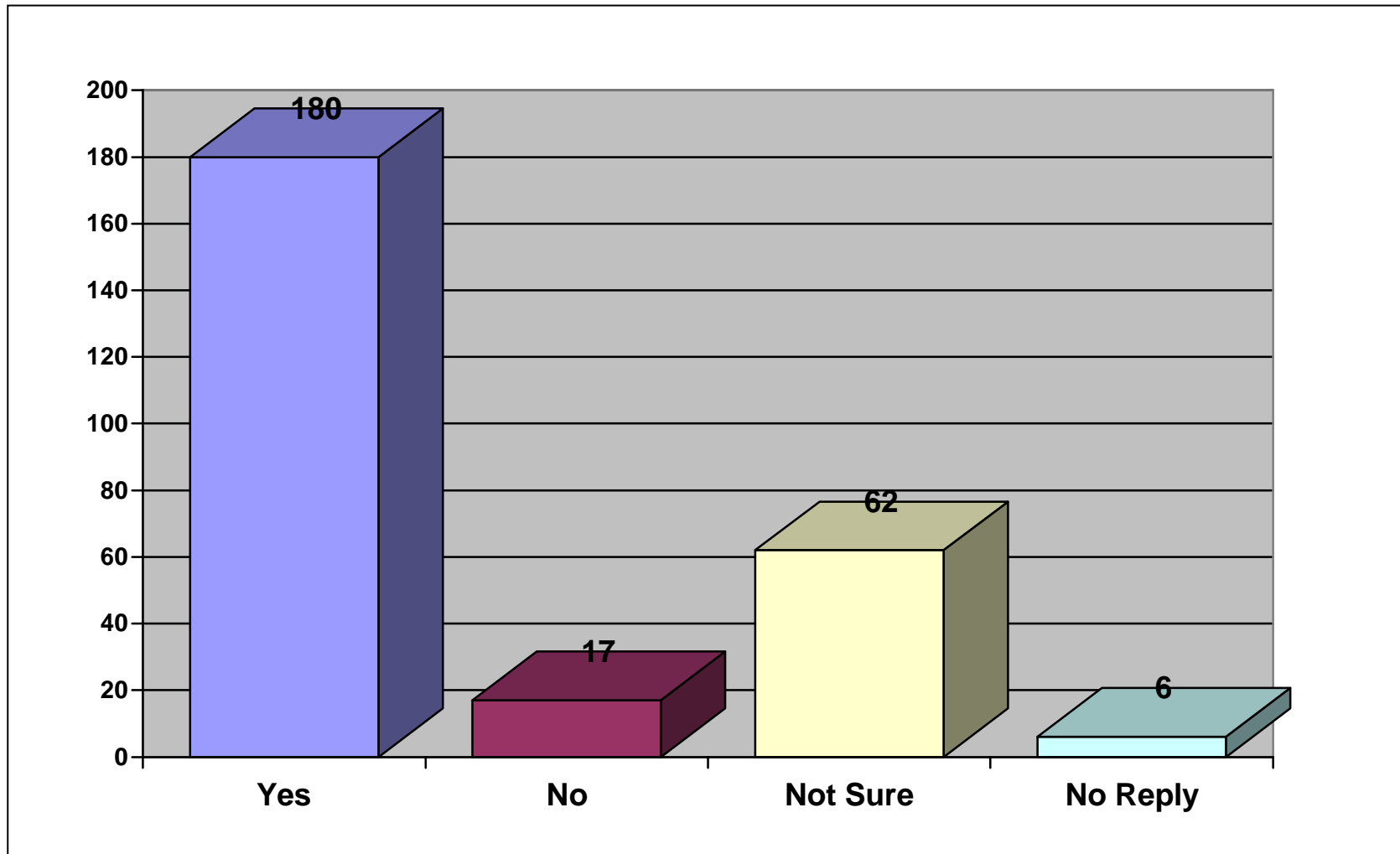
2. What activities do you wish were available in your area but currently aren't?	
COMMENTS	
6mtr jumps	1
A better park	1
A bigger shopping centre	1
A club to meet other people in the area	1
A Jacuzzi	1
A lot more of anything to do in our community	1
A shelter and football stand	1
A spinning roundabout in the park	2
A sports centre	1
All of them	1
Arcade	1
Ariel slides and things	2
Art studio for every day and bouncy castle	1
Athletics court or ice skating	1
Badminton	1
Basket ball	3
Better park	1
Better things	2
Bigger shopping mall	1
Bike racing	1
Bike track	3
BMX jumps and 5 a side football pitch	1
BMX park	2
Bowling	1
Boxing	1
Café	2
Car racing	1
Cinema	5
Coffee shops	1
Computer games	1
Computers	3
Cricket/ matches/ teams	3
Dance and drama	1
Dancing lesson games/ club/ area	7
Day trips	1
Dirt bikes	1
Disco	1
Dodge ball	2
Drama club/ studio/ groups	6
Drama studio	2
Drop in centre	1
Everything	3
Fencing	5
Football	4

Football cage	2
Football goals	1
Football matches for people who want to play every week	1
Football pitch	2
Golf course	2
Good biking	1
Graffiti wall	1
Gymnastics	3
Happy with what there is	1
Homework club	1
Horse riding	1
I wish there were a closer park	1
I would want swing ball bats	1
Ice rink	20
Ice skating in the town	1
Kick Rounders	1
Large shelter somewhere to sit in rain football stand	3
More activities	3
More fairs	1
More football things	1
More fun fairs	2
More sport	2
More sport things for girls	1
More sports clubs	2
More youth clubs	1
Motocross/ track	5
Motor bike track	3
Motorbike track and proper bike track	1
Netball court	1
New football pitch and bigger park for kids	1
Nice park	1
None	1
Paint balling	3
Park	2
Parks places warm to go when running	1
Permanent youth club	1
Places for us to go	2
Play out	1
Quad biking	2
Rave battles for 13 year olds	5
Rounders	2
Rugby	5
Rugby net	1
Running	2
Shed for drinking	1
Shooting range	1

Singing	2
Skate boarding park	18
Skate park for BMX and skateboards	1
Skate park for youth club building	1
Skate/bike area	1
Skiing	2
Somewhere to sit in rain e.g. youth shelter	6
Sports	3
Sports and leisure	1
Sports dance	1
Strip clubs	2
Swimming pool	18
Swing ball	1
Tennis	2
Trampolining	2
Village competitions	1
Youth club	4
Youth club in Hood Green	1
Youth club open more often	2

3. If you had the opportunity to do up to four hours of activities, including sport, in your spare time each week, would you make use of it?		
A	Yes	180
B	No	17
C	Not sure	62
	No reply	6

Question 3 – If you had the opportunity to do up to four hours of activities, including sport, in your spare time each week, would you make use of it?



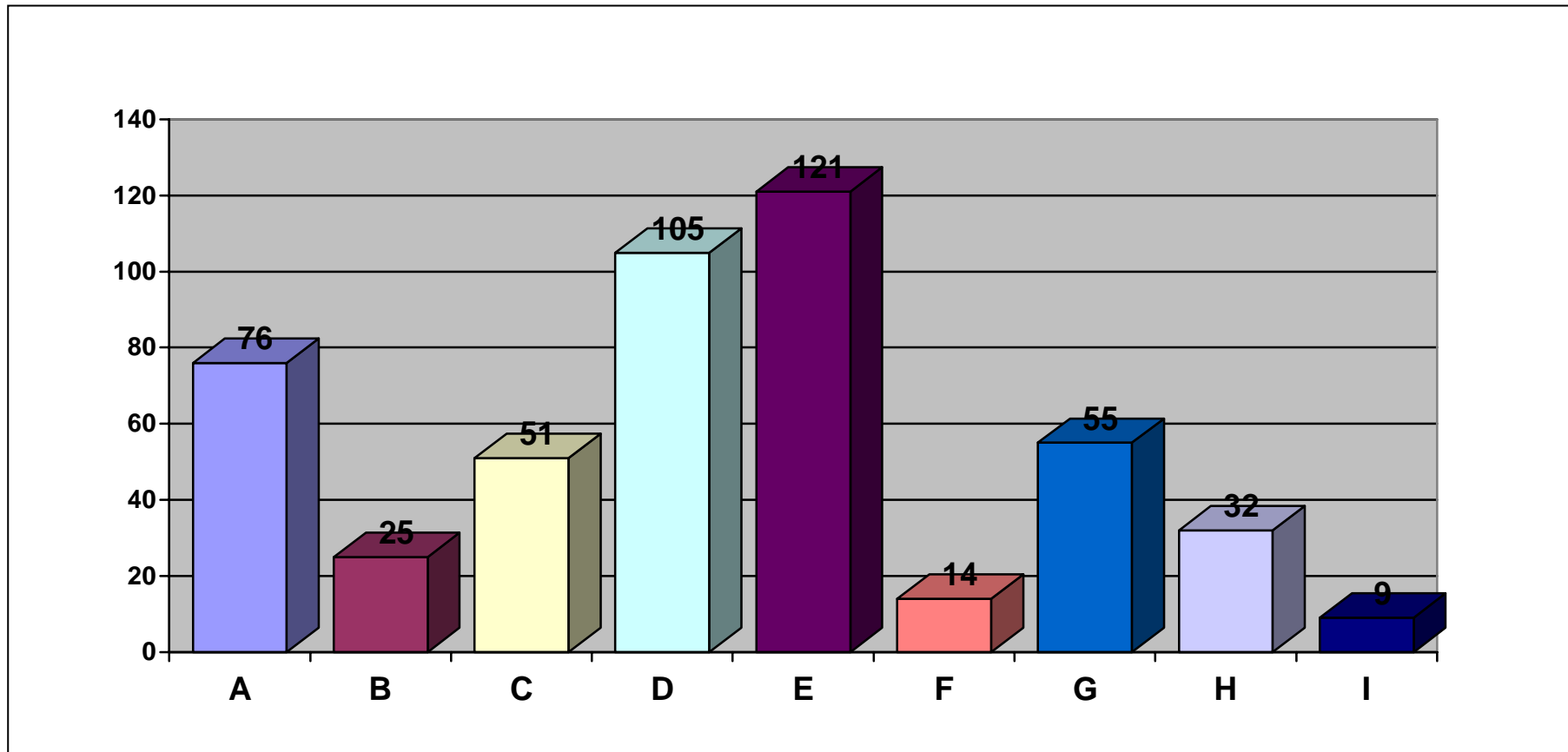
A total of 2139 young people have completed the questionnaires.

The number of respondents from each area is: -

Area 1 = 255, Area 2 = 71, Area 3 = 218, Area 4 = 504, Area 5 = 146, Area 6 = 187, Area 7 = 101, Area 8 = 201, Area 9 = 262, No Area = 194

SOMEWHERE TO GO		
4. Where would you like to be able to go to meet friends?		
A	Youth club	76
B	Community centre	25
C	Café/coffee shop	51
D	Shopping centre	105
E	Local park	121
F	Mobile youth centre	14
G	Sports centre	55
H	Other (please tell us)	32
	No reply	9
COMMENTS		
	Cinema	4
	Friends house	1
	Gilroyd would enjoy a full time youth club	1
	House	1
	In a field	2
	Locke park	2
	Music shop	1
	Outside house	1
	Pads, Grove Street, Barnsley	1
	Pubs	2
	Raves	3
	School	2
	Shelter	4
	Shop	1
	Skate park	2
	Street	7
	Strip clubs	1
	Swimming pool	4
	Town	5
	Would like a youth building, have youth staff just no building	1

Question 4 – Where would you like to go to be able to meet friends?



- | | | | | | |
|---|---|-------------------|---|---|------------------------|
| A | = | Youth Club | F | = | Mobile Youth Centre |
| B | = | Community Centre | G | = | Sports Centre |
| C | = | Café/ Coffee Shop | H | = | Other (please tell us) |
| D | = | Shopping Centre | I | = | No Reply |
| E | = | Local Park | | | |

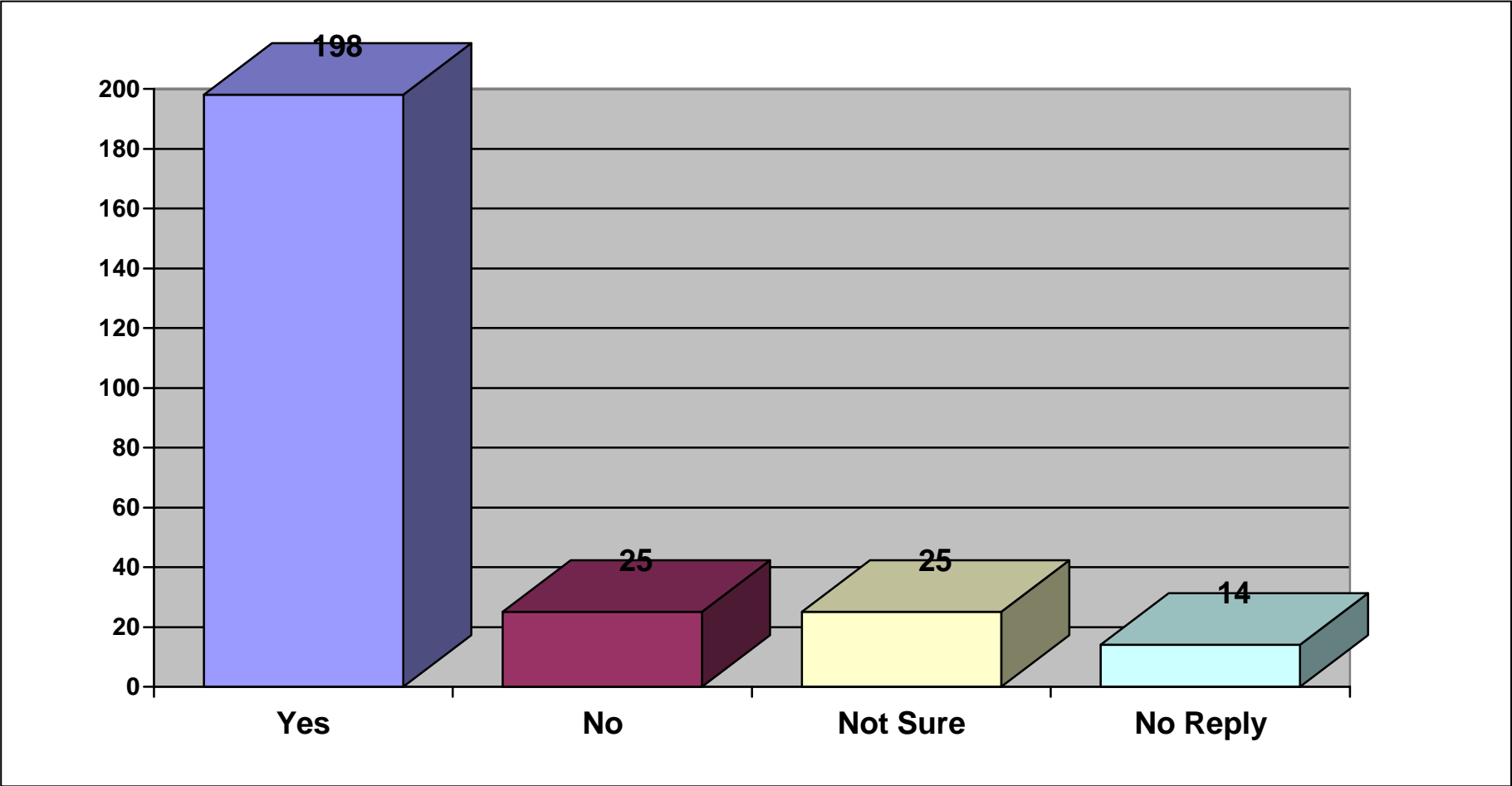
A total of 2139 young people have completed the questionnaires.

The number of respondents from each area is: -

Area 1 = 255, Area 2 = 71, Area 3 = 218, Area 4 = 504, Area 5 = 146, Area 6 = 187, Area 7 = 101, Area 8 = 201, Area 9 = 262, No Area = 194

5. If there were more places for young people to go, do you think it would stop some teenagers getting into trouble?		
A	Yes	198
B	No	25
C	Not sure	25
	No reply	14

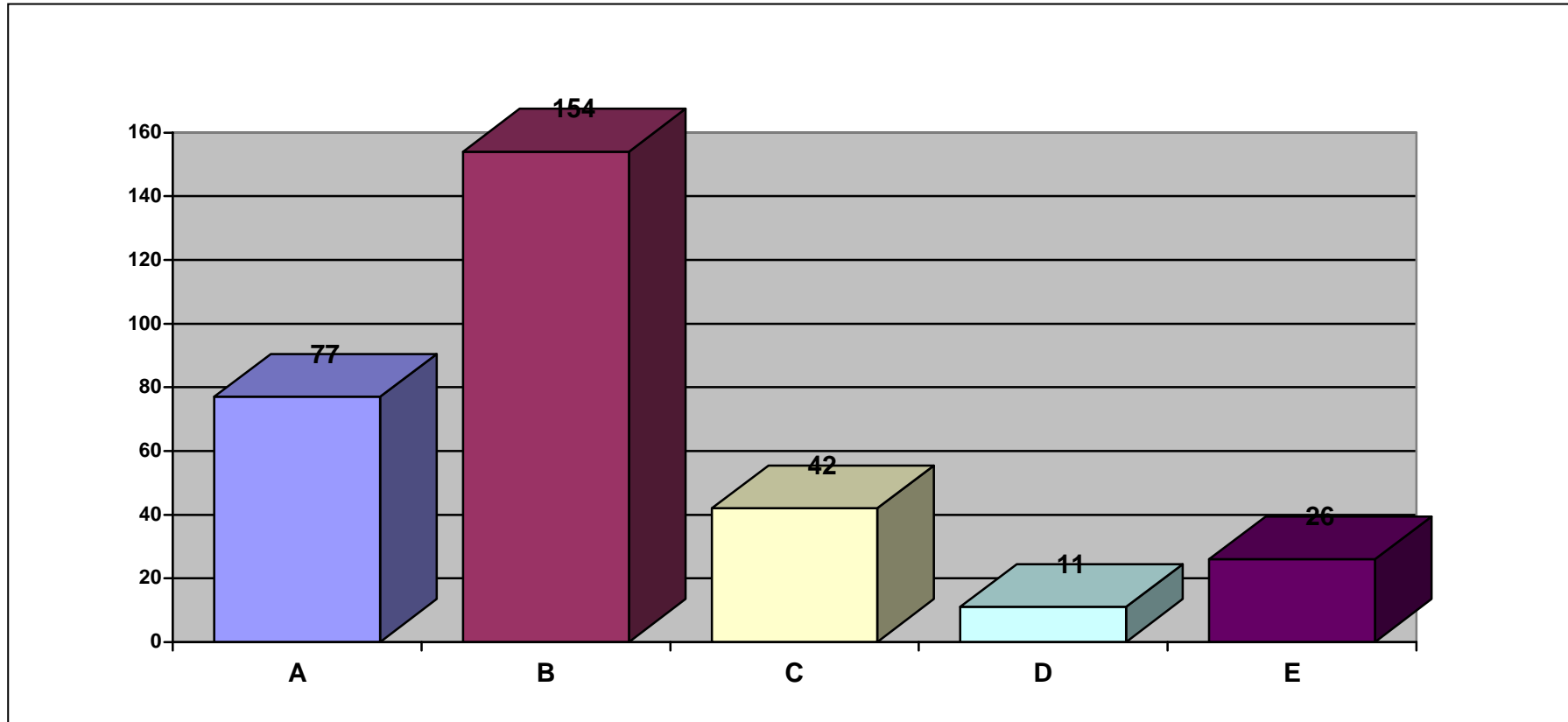
Question 5 – If there were more places for young people to go, do you think it would stop some teenagers getting into trouble?



A total of 2139 young people have completed the questionnaires.
The number of respondents from each area is: -
Area 1 = 255, Area 2 = 71, Area 3 = 218, Area 4 = 504, Area 5= 146, Area 6 = 187, Area 7 = 101, Area 8 = 201, Area 9 = 262, No Area = 194

TALKING ABOUT WHAT MATTERS TO YOU		
6. How would you like to be involved in improving things for teenagers in your area? (Tick any that you would like to be involved in?)		
A	Take part in an inspection of how good local activities and services are	77
B	Help decide how your local council spends money on providing activities	154
C	Don't think young people should get involved in these kinds of decisions	42
D	Other (please tell us)	11
	No Reply	26
COMMENTS		
	By making a sports area where people can meet up	1
	Different things	1
	Do different stuff and see which we like the best	1
	Go to centre police stations	1
	Help find other sports	1
	I think we should help pick where we go	1
	Make a rave	1
	People should get involved in decisions	1
	Take part in pollution control and litter problems	1

Question 6 – How would you like to be involved in improving things for teenagers in your



- A = Take part in an inspection of how good local activities and services are**
- B = Help decide on how your local Council spends money on providing activities**
- C = Don't think that young people should get involved in these kind of decisions**
- D = Other**
- E = No reply**

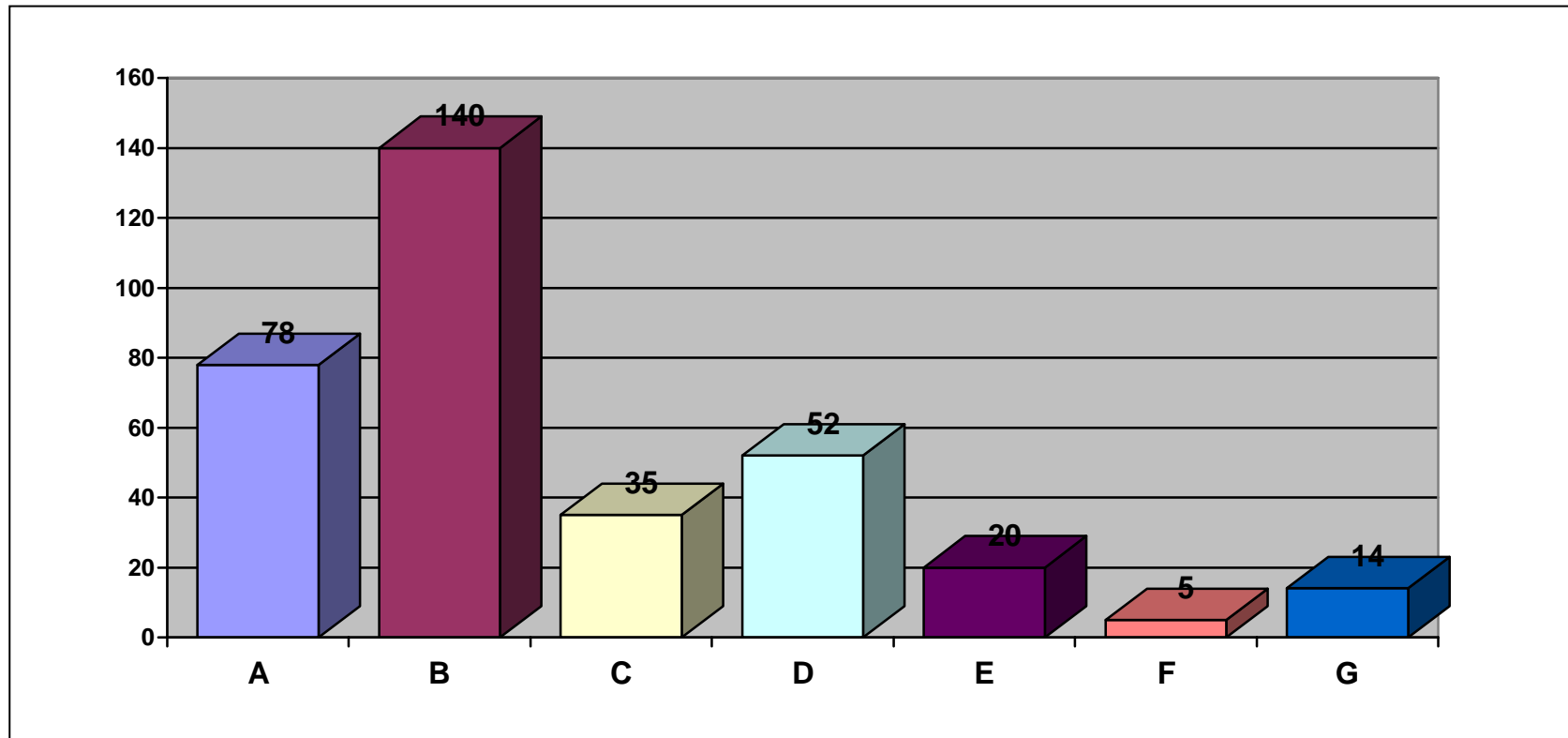
A total of 2139 young people have completed the questionnaires.

The number of respondents from each area is: -

Area 1 = 255, Area 2 = 71, Area 3 = 218, Area 4 = 504, Area 5 = 146, Area 6 = 187, Area 7 = 101, Area 8 = 201, Area 9 = 262, No Area = 194

7. How would you like to tell your local council what you think about activities and services for teenagers?		
A	Attend a meeting	78
B	Fill in a questionnaire	140
C	Have your say on a website or by email	35
D	Through your school or college	52
E	Don't want to be involved	20
F	Other (please tell us)	5
	No reply	14
COMMENTS		
	Write	4
	So people can have their say what they want	1

Question 7 – How would you like to tell your local Council what you think about activities and services for teenagers?



- A = Attend meetings**
- B = Fill in a questionnaire**
- C = Have your say on a website or by email**
- D = Through your school or college**
- E = Don't want to be involved**
- F = Other**
- G = No reply**

A total of 2139 young people have completed the questionnaires.

The number of respondents from each area is: -

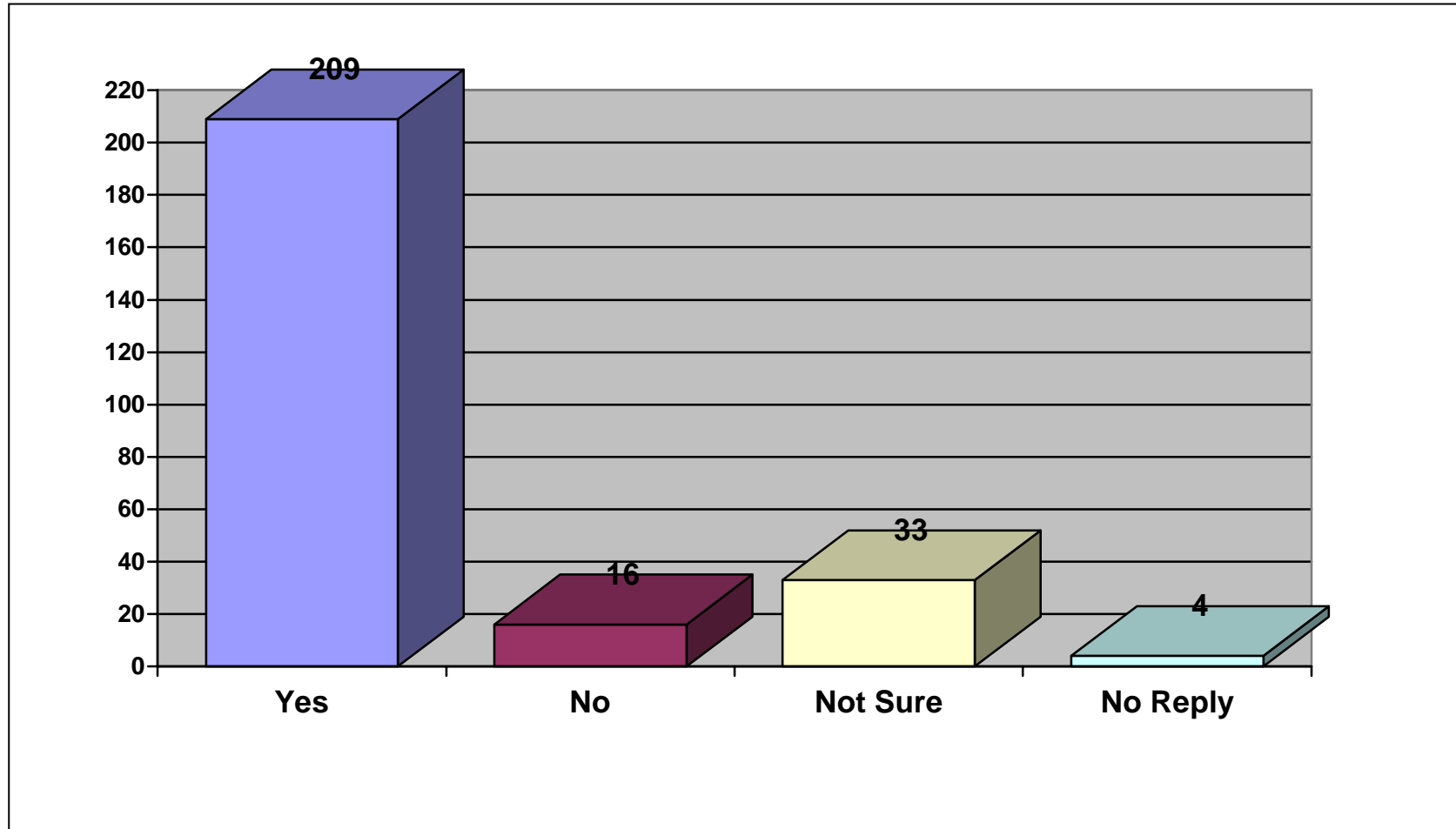
Area 1 = 255, Area 2 = 71, Area 3 = 218, Area 4 = 504, Area 5 = 146, Area 6 = 187, Area 7 = 101, Area 8 = 201, Area 9 = 262, No Area = 194

ENCOURAGEMENT

8. Would a card that gave you discounts and money to spend on activities encourage you to do more activities in your spare time?

A	Yes	209
B	No	16
C	Not sure	33
	No reply	4

Question 8 – Would a card that gave you discounts and money to spend on activities encourage you to do more activities in your spare time?



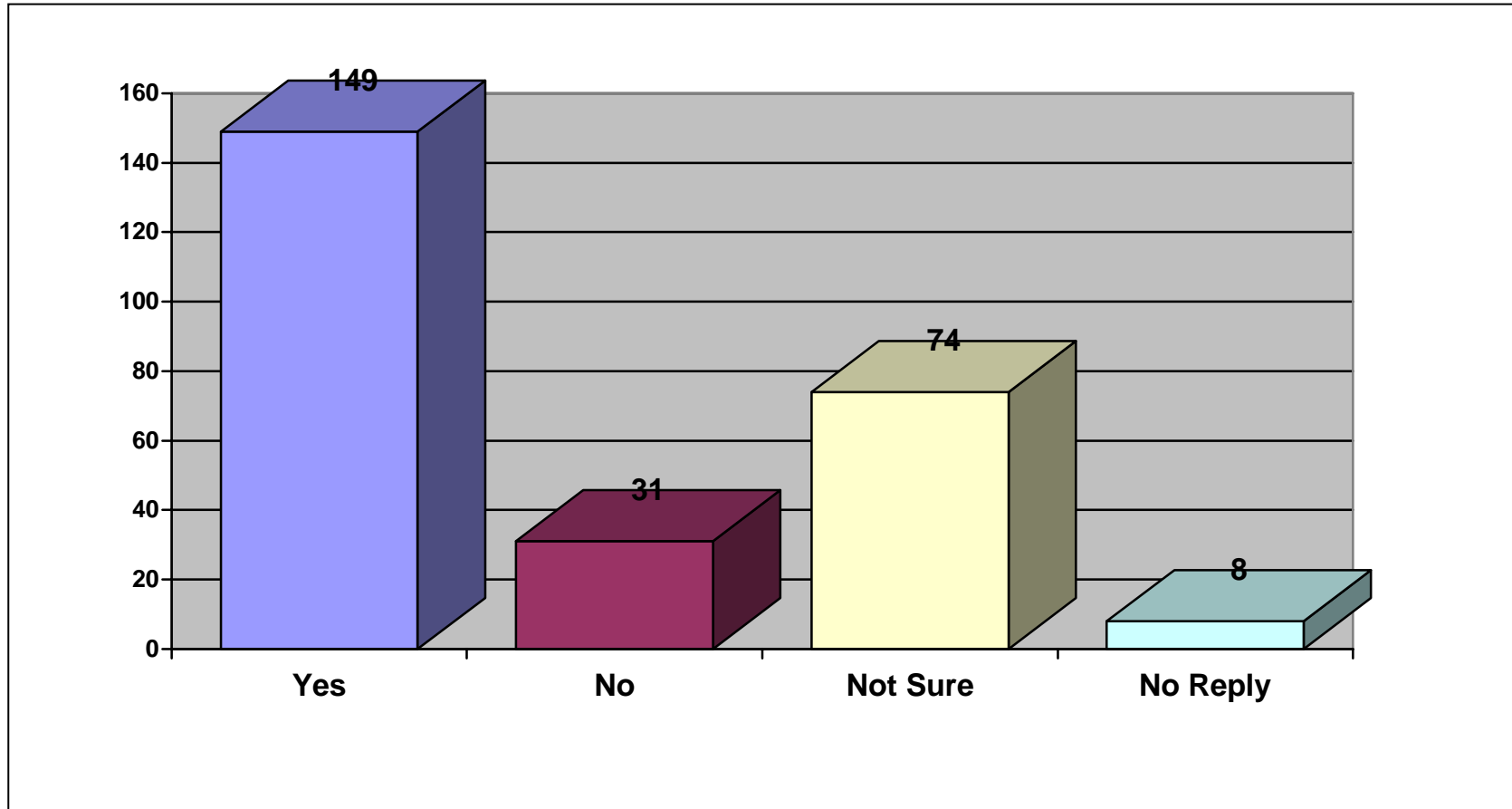
A total of 2139 young people have completed the questionnaires.

The number of respondents from each area is: -

Area 1 = 255, Area 2 = 71, Area 3 = 218, Area 4 = 504, Area 5 = 146, Area 6 = 187, Area 7 = 101, Area 8 = 201, Area 9 = 262, No Area = 194

9. Do you think your parents would top up your card with money for you to spend on activities		
A	Yes	149
B	No	31
C	Not sure	74
	No reply	8

Question 9 – Do you think your parents would top up your card with money for you to spend on activities?



A total of 2139 young people have completed the questionnaires.

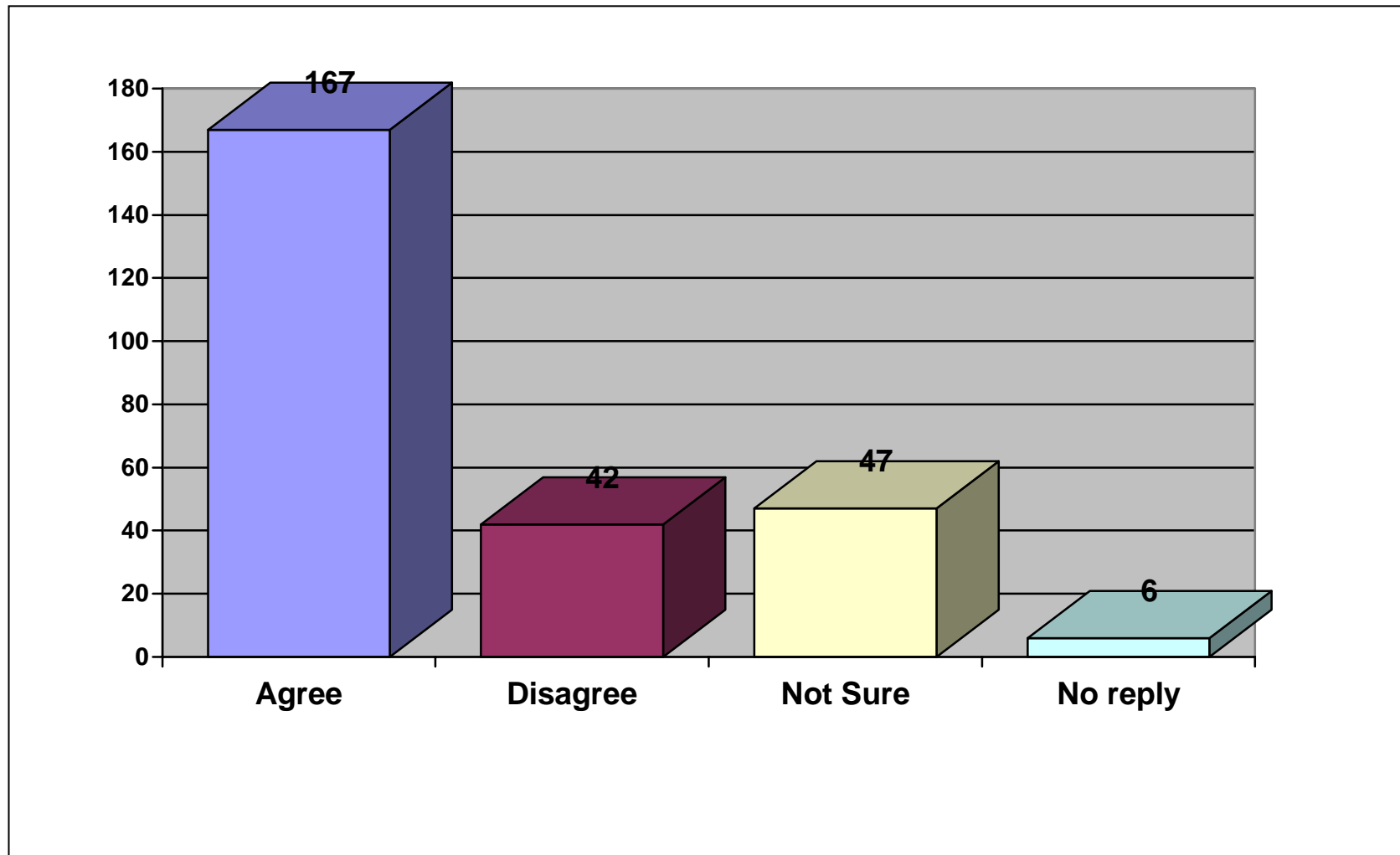
The number of respondents from each area is: -

Area 1 = 255, Area 2 = 71, Area 3 = 218, Area 4 = 504, Area 5 = 146, Area 6 = 187, Area 7 = 101, Area 8 = 201, Area 9 = 262, No Area = 194

10. We think young people who misbehave or commit crimes should not get these discounts and top-ups. What do you think?

A	Agree	167
B	Disagree	42
C	Not sure	47
	No reply	6

Question 10 – We think young people who misbehave or commit crimes should not get these discounts and top-ups. What do you think?



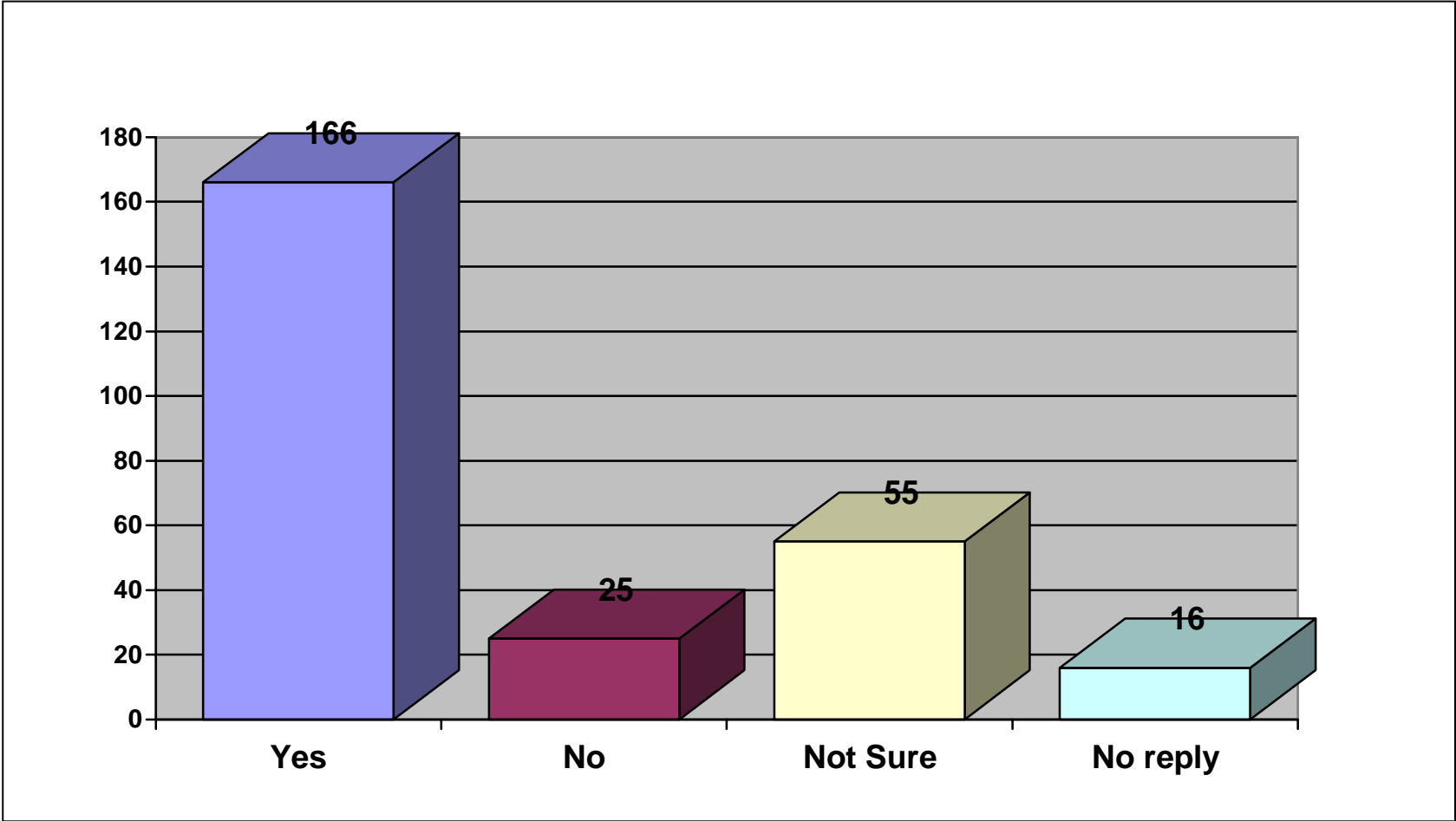
A total of 2139 young people have completed the questionnaires.

The number of respondents from each area is: -

Area 1 = 255, Area 2 = 71, Area 3 = 218, Area 4 = 504, Area 5 = 146, Area 6 = 187, Area 7 = 101, Area 8 = 201, Area 9 = 262, No Area = 194

11. Would you help out more in your community if what you did was recognised in some way?		
A	Yes	166
B	No	25
C	Not sure	55
	No reply	16

Question 11 – Would you help out more in your community if what you did was recognised in some way?



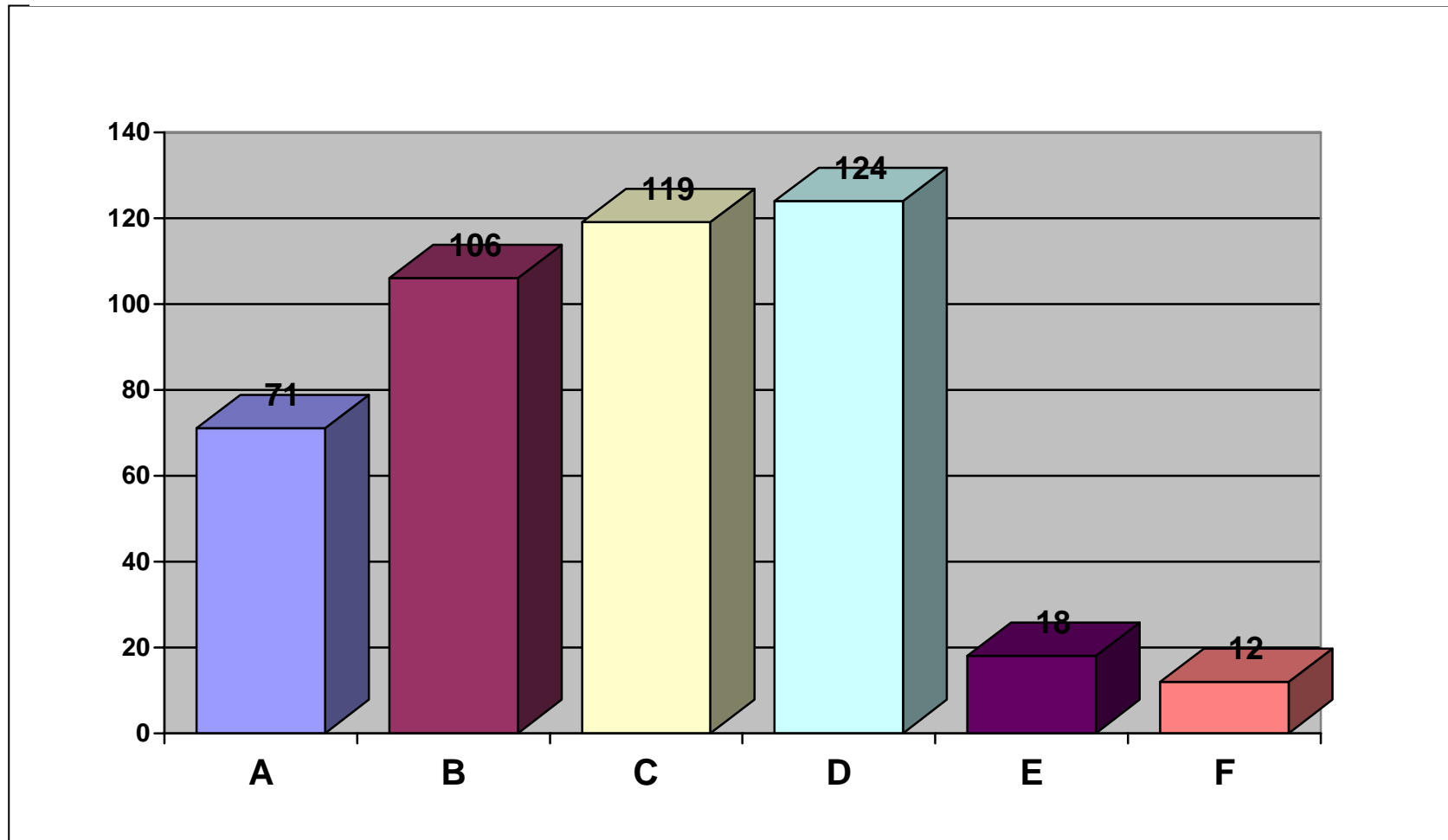
A total of 2139 young people have completed the questionnaires.

The number of respondents from each area is: -

Area 1 = 255, Area 2 = 71, Area 3 = 218, Area 4 = 504, Area 5= 146, Area 6 = 187, Area 7 = 101, Area 8 = 201, Area 9 = 262, No Area = 194

12. What kind of recognition or reward would encourage you to help out more in your community? (Tick any that would encourage you to get involved more)		
A	An award or certificate	71
B	Things like CDs or ringtones	106
C	Extra-top-ups on your card to spend on activities	119
D	The chance to win the opportunity to go to big events or meet important people	124
E	Other (please tell us)	18
	No reply	12
COMMENTS		
	Any	1
	CD's	1
	Credit on mobile	3
	Discounts on clothes shops	1
	Go to performances	1
	If I helped all year get a holiday to Skegness	1
	Meet pop stars	1
	Money	3
	Trip to theme park	2
	Trips	2

Question 12 – What kind of recognition or reward would encourage you to help out more in your community?



A = An award or certificate

B = Things like CDs or ringtones

C = Extra-top-ups on your card to spend on activities

D = The chance to win the opportunity to go to big events or meet important people

E = Other

F = No Reply

A total of 2139 young people have completed the questionnaires.

The number of respondents from each area is: -

Area 1 = 255, Area 2 = 71, Area 3 = 218, Area 4 = 504, Area 5 = 146, Area 6 = 187, Area 7 = 101, Area 8 = 201, Area 9 = 262, No Area = 194

INFORMATION AND SUPPORT**13. Who do you go to now for information, help and advice?) For example: parent, friends, teachers, Connexions, youth worker, social worker, help lines.)****COMMENTS**

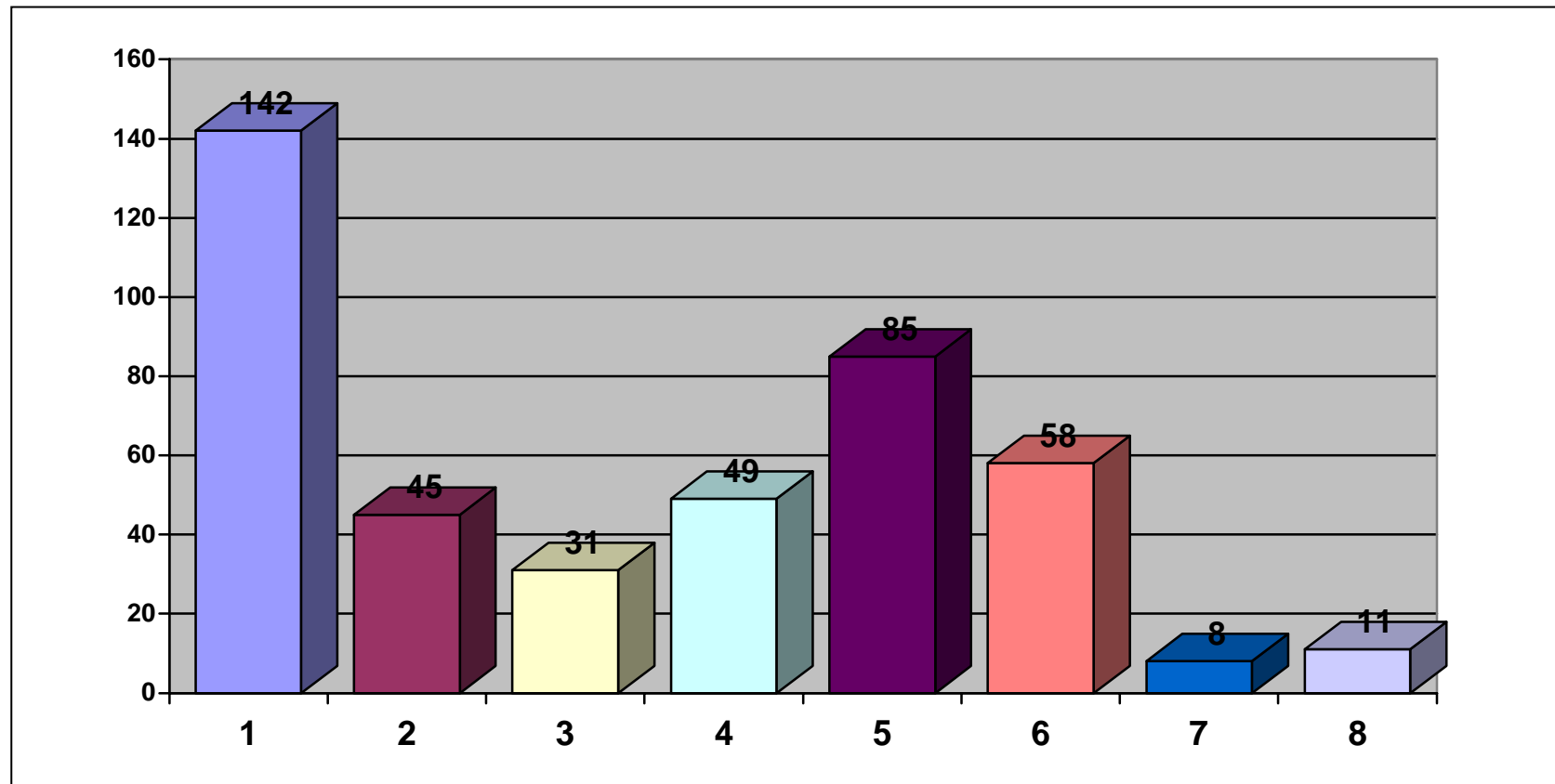
Anyone	1
Connexions Youth Worker	12
Family	13
Friends	90
Help lines	5
I don't need advice	1
Internet	4
Library	1
Local press	1
Mentor	2
No	1
No one	4
None	2
Not sure	4
Parents	123
School	4
Social worker	6
Teachers	23
Youth worker	32

14. What do you think about the information, help and advice you receive?	
COMMENTS	
Advisable	1
All right	6
Bad and good	1
Brill	1
Could tell me more about Gilroyd	1
Don't know	6
Don't learn nothing new	1
Don't really know	1
Excellent	4
Getting some more	1
Go with decision	1
Good	68
Good but could be better	1
Good help	1
Good so far	1
Got none	2
Great	1
Helpful	3
I don't	1
I don't know	2
I don't need advice	1
I listen its good	1
I think it is alright and I can in some way	1
I think it is interesting	2
I think its great	1
I think that we should be updated on things	1
It helps a lot	1
It helps a lot and it is good advice	1
It helps cheer me up	1
It helps me sometimes but not always good	1
It is good help	1
It is helpful	3
It isn't very good	1
It will be good	2
Its alright	1
Its educational	1
Its fine	2
Its good advice	2
Its good and people are helpful	2
Its ok	20
Its quite good but I need more	1
Its very helpful	1
Me	1
Nice	1

No	1
No good waste of ink and paper	1
None	1
Not a lot of help	2
Not a lot of help or advise given	3
Not bad	2
Not enough	2
Not good	1
Not good enough	1
Not too good	1
Not very good	2
Nothing	2
Ok it good but I think they should explain more	1
Ok there should be more after school clubs to talk	1
Parents friends	1
Rubbish	4
Same as my own advice	4
Social services give a lot of support	1
Some are good but professional advice would be better	1
Sometimes	1
Standard	1
Teachers friends connexions	1
Think its good	1
Useful	6
Very good	3
Yes	1
Yes the advise given from leaders are good	1
Youth worker	1

15. How would you like information and advice on your future education and career choices to be provided?		
1	Face to face	142
2	On a website	45
3	Over the telephone	31
4	Visits from young adults already in work	49
5	Work experience	85
6	By text messaging	58
7	Other (please tell us)	8
	No reply	11
COMMENTS		
	Games	1
	Just meet up and talk	1
	By letter post	1

Question 15 – How would you like information and advice on your future education and career choices to be provided?



- | | |
|--|-----------------------|
| 1 = Face to face | 5 = Work experience |
| 2 = On a website | 6 = By text messaging |
| 3 = Over the telephone | 7 = Other |
| 4 = Visits from young adults already in work | 8 = No reply |

A total of 2139 young people have completed the questionnaires.

The number of respondents from each area is: -

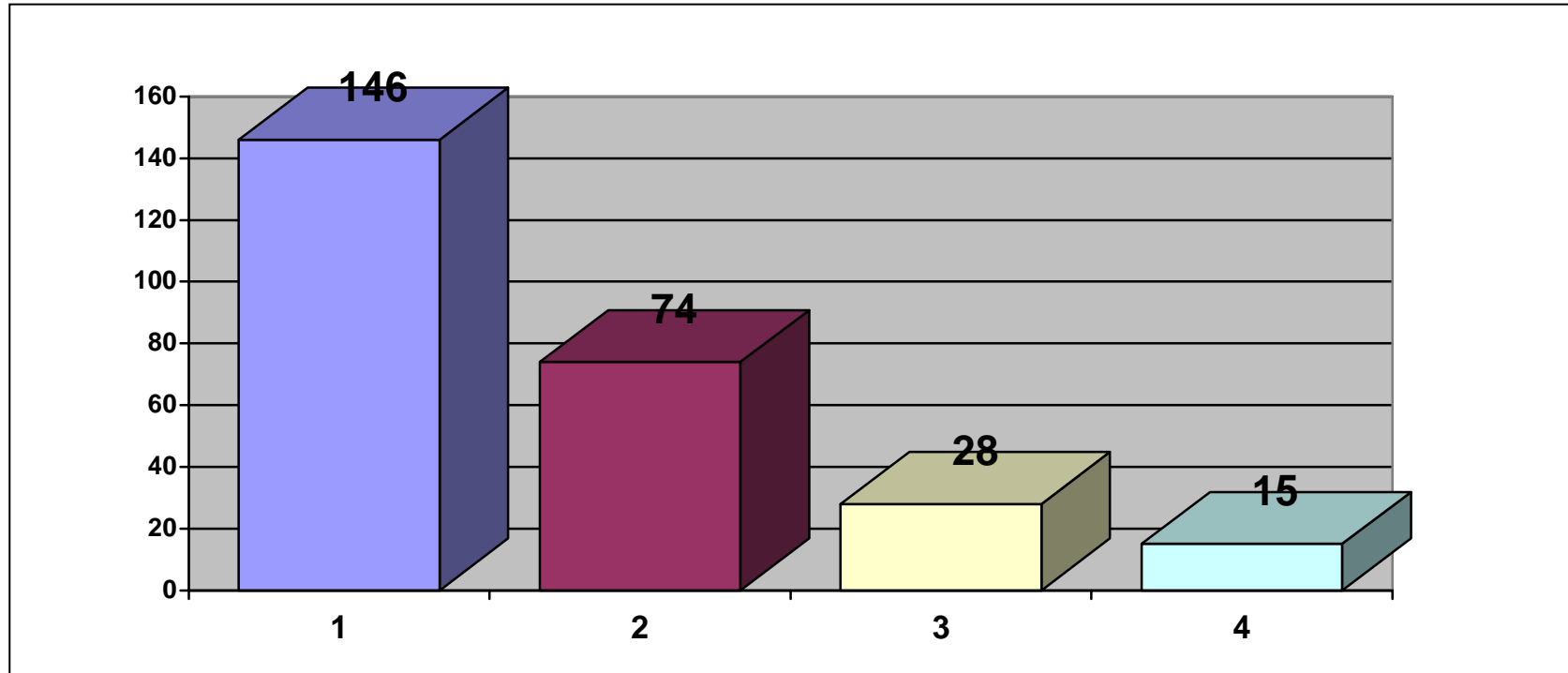
Area 1 = 255, Area 2 = 71, Area 3 = 218, Area 4 = 504, Area 5 = 146, Area 6 = 187, Area 7 = 101, Area 8 = 201, Area 9 = 262, No Area = 194

WHO TO TALK TO

16. If you were experiencing problems in your life, would you like to have one professional person you can trust to go to for advice and information?

1	I would prefer this	146
2	It wouldn't make any difference to me	74
3	It would be worse	28
	No reply	15

Question 16 – If you were experiencing problems in your life, would you like to have one professional person you can trust to go to for advice and information?



- 1 = I would prefer this**
- 2 = It wouldn't make any difference to me**
- 3 = It would be worse**
- 4 = No reply**

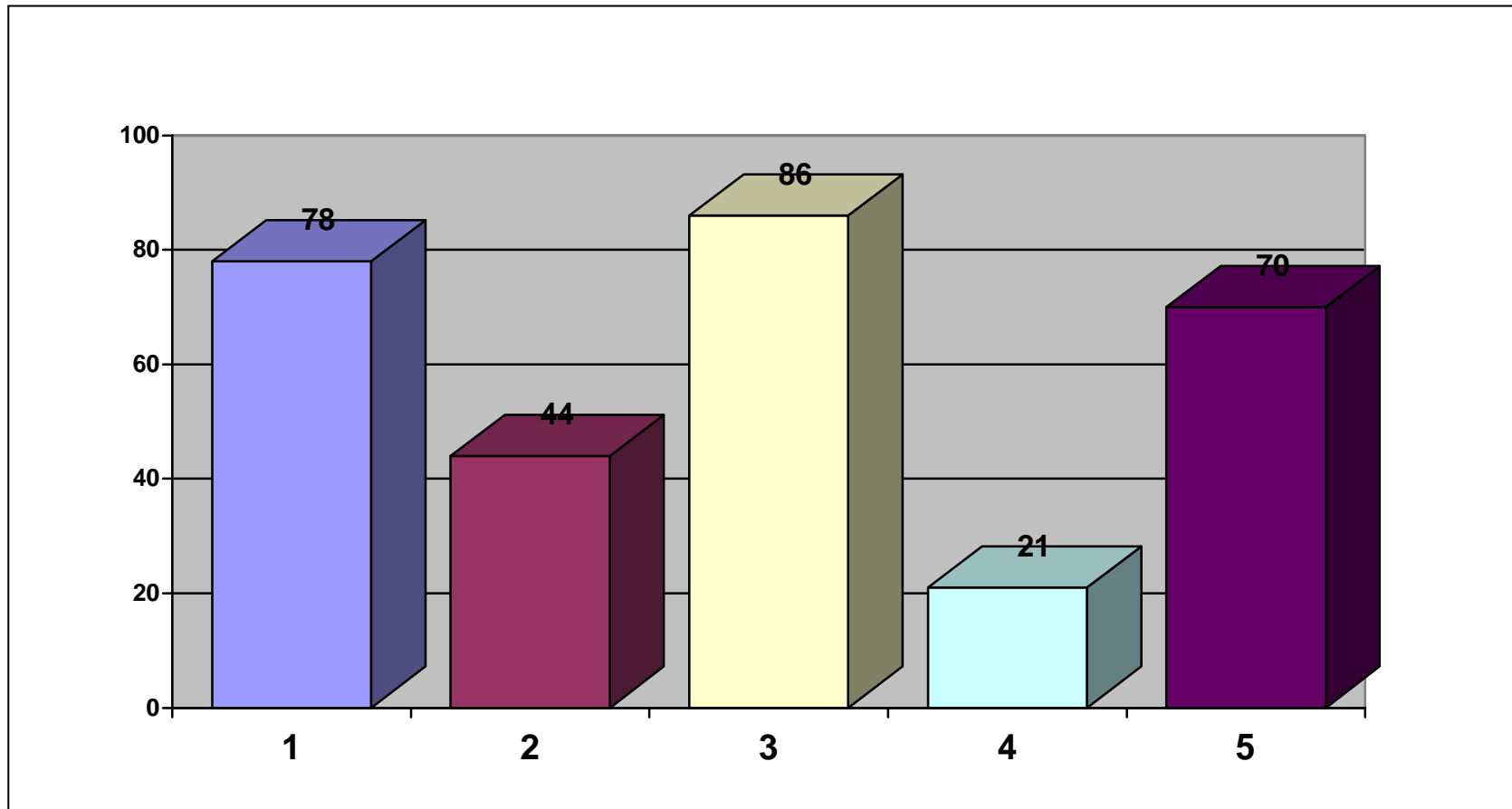
A total of 2139 young people have completed the questionnaires.

The number of respondents from each area is: -

Area 1 = 255, Area 2 = 71, Area 3 = 218, Area 4 = 504, Area 5 = 146, Area 6 = 187, Area 7 = 101, Area 8 = 201, Area 9 = 262, No Area = 194

WE'VE GOT LOTS TO GIVE		
17. Do you currently help out in any of the following ways?		
1	Helping younger pupils at school or college	78
2	Coaching younger people in a sport or other activity	44
3	Doing things to help out people in your area	86
4	Other (please tell us)	21
	No reply	70
COMMENTS		
	Buddies at school	1
	Don't do anything	1
	Help at a local vets	1
	Help young people	1
	I don't help	3
	More things to do e.g. organised games for neighbours using my stuff	1
	Mum	1
	No	2
	No sorry	1
	None	6
	Nothing	2
	Nothing to help young people	1
	Volunteer committee member for youth club	1
	When we switch classes	1
	Youth club	1

Question 17 – Do you currently help out in any of the following ways?



- 1 = Helping younger pupils at school or college
- 2 = Coaching younger people in a sport or other activity
- 3 = Doing things to help out people in your area
- 4 = Other
- 5 = No reply

A total of 2139 young people have completed the questionnaires.

The number of respondents from each area is: -

Area 1 = 255, Area 2 = 71, Area 3 = 218, Area 4 = 504, Area 5 = 146, Area 6 = 187, Area 7 = 101, Area 8 = 201, Area 9 = 262, No Area = 194

18. Would anything make you want to get involved helping out in your local area or with younger people?	
COMMENTS	
Awards	3
By getting paid	1
Daily youth club	1
Doing enjoyable things	1
Don't know	15
Football	1
Freebies	2
Fun days day trips etc	1
Get things we want in our area	1
Getting to play sport after	1
Graffiti wall	1
Helping others	1
I would help	1
If my friends did it	3
If there were sport in the area I would help more	1
If we get something in return e.g. a shelter	4
If we get things to help us	1
If we got something to do	1
If we had an activity centre and stuff to do	1
If you allowed to smoke	1
Improving the leisure facilities	1
It being offered to me if thugs are taken off streets near by	1
Look after younger kids / take them places	2
Money	7
More money and stuff to do	1
More playing and activities	5
More to do	1
No	37
No just help my dad	1
No only my family	3
Not really	1
Not sure	8
Not sure	2
Prizes	1
Probably	1
Rewards	6
Somewhere where we could just talk about what we need to do	1
Sporting activities	4
Things to do	2
To have recognition	5
Work/jobs	1
Yes	21
Yes because its good for little people	1
Yes fun	1
Yes going on trips	2

Yes helping the elderly and young people	1
Yes helping unhealthy children	1
Yes playing games with younger children	1
Yes sports	3
Young kids wanting to learn to skate	1
Younger people	2
Youth clubs	4

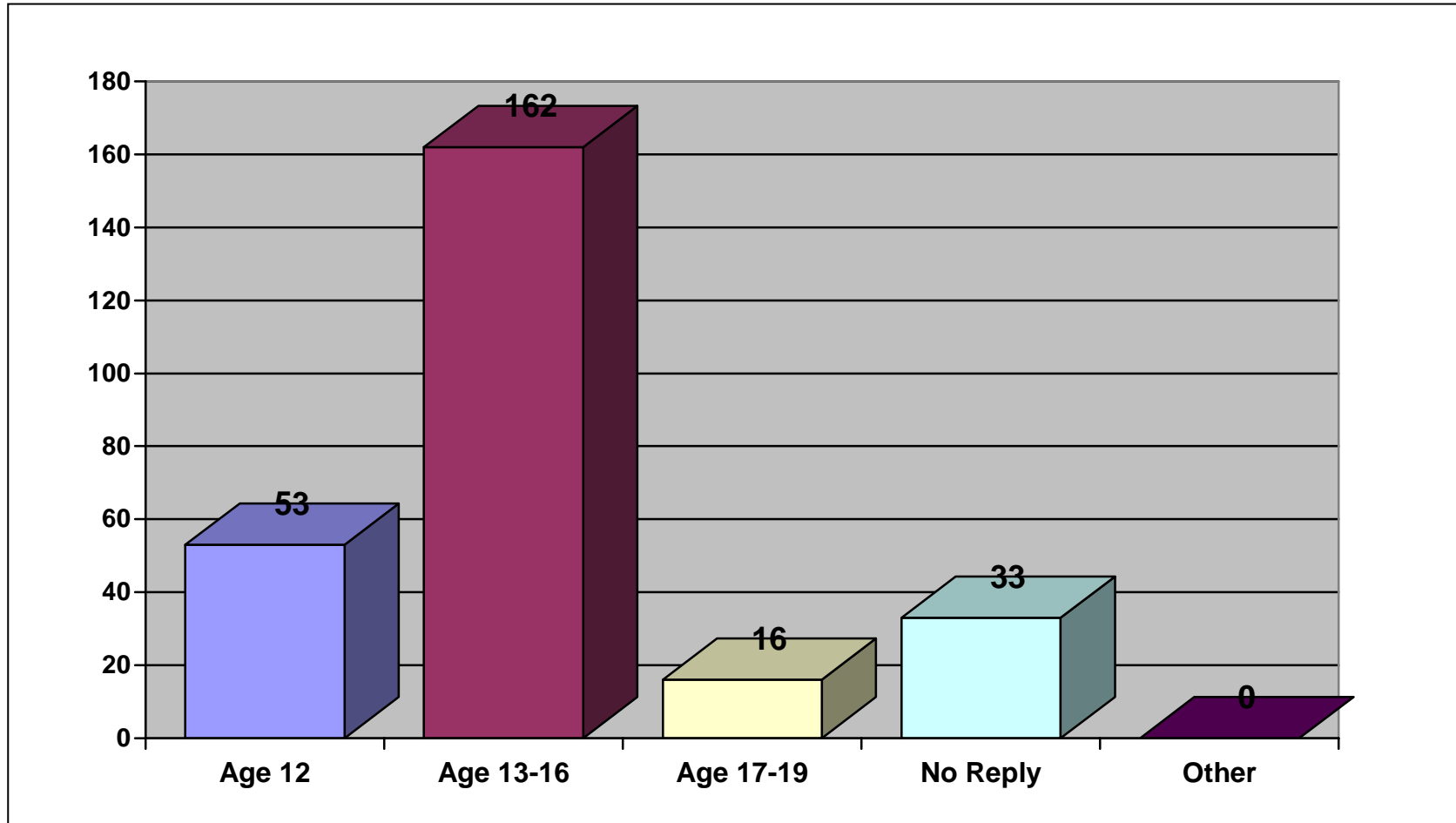
19. Is there anything else you think we should consider to make life better for teenagers? (Continue on another piece of paper if you need to)	
COMMENTS	
A longer curfew	1
A youth shelter for teenagers	3
Better bus	1
Better chill out areas swings, bike sheds and climbing frames	1
Better prizes	1
Better sporting facilities	1
Big field to ride quads and motor bikes	1
Build parks and stuff	1
Café	4
Clubs	1
Dancing	1
Disabled access	1
Disco	1
Do more help lines for drugs and smoking	1
Don't have so much rules makes us do it more	2
Don't know	3
Drama	1
Football in areas would be nice	1
Football stand	1
For teenagers to behave	1
Free music lessons	1
Get more help on bullying	1
Get the bad people doing things	1
Give us more time before judging us	1
Give us things we want in our area	1
Graffiti boards/ wall/ Make a graffiti centre for people express their talents	8
Have a big field to ride quad and bikes	1
Have a person for teenagers to talk to	1
Help people	1
Help to keep out of trouble	1
I don't know	2
I think this is a good idea finding out what teenagers want, to have something to do to keep them out of trouble.	2
Ice skating	1
If parents are ok with us we are ok with them	1
If teenagers got involved with something	1

If you've go something to do	1
Just give them things to make them behave	1
Kexbro is not good	1
Less drinking	1
Lock up all the druggies	1
Make communities safer by bullies, theft	2
Money	1
More activities	3
More money and stuff to do	1
More places to go	2
More shelters	2
More stuff for teenagers	2
More teachers that help us	2
More teenage things	1
More things	1
More things to do e.g. bike track and skate park	7
More trips to keep us off streets	1
Most boys like dj ing and mc ing there should be a club for boys and a club for girls for beauty	1
No	22
No just keep them out of trouble	1
No just let people have their say	1
No my family that's it	1
No there is not	1
None	1
Not allowing into pubs or to buy cigs	1
Not sell beer and cigs to kids	1
Not sure	3
Nothing	2
Permanent youth club	1
Persuade teens to behave	1
Places to mess about	1
Rewards	1
Skate park	2
Smoking area	4
Stop smoking group	1
That they should be out of trouble	1
Them cards sound good. I think they would help	1
Things for the holidays	1

To go somewhere we can have fun off the street	4
We want a youth shelter please	1
Yes	3
Yes I think they should make a group try to persuade them to come even little ones	1
Youth club/ centre	6

ABOUT YOU		
20. Age		
1	13-16	162
2	17-19	16
3	Other (please tell us)	53
COMMENTS		
	Age 12	53
	No reply	33

Question 20 – About the person completing this questionnaire



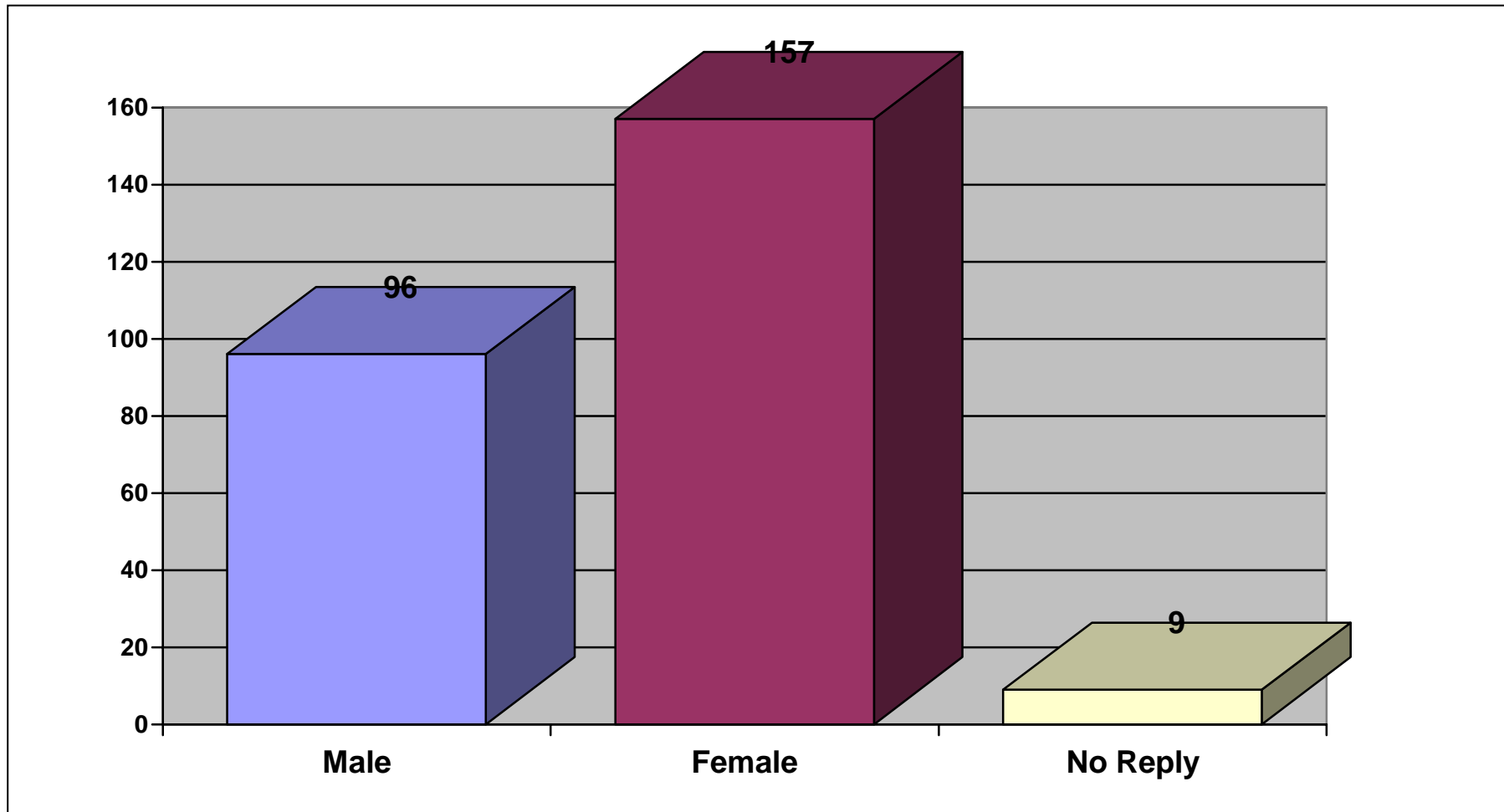
A total of 2139 young people have completed the questionnaires.

The number of respondents from each area is: -

Area 1 = 255, Area 2 = 71, Area 3 = 218, Area 4 = 504, Area 5 = 146, Area 6 = 187, Area 7 = 101, Area 8 = 201, Area 9 = 262, No Area = 194

21. Are you		
1	Male	96
2	Female	157
	No reply	9

Question 21 – About the person completing this questionnaire



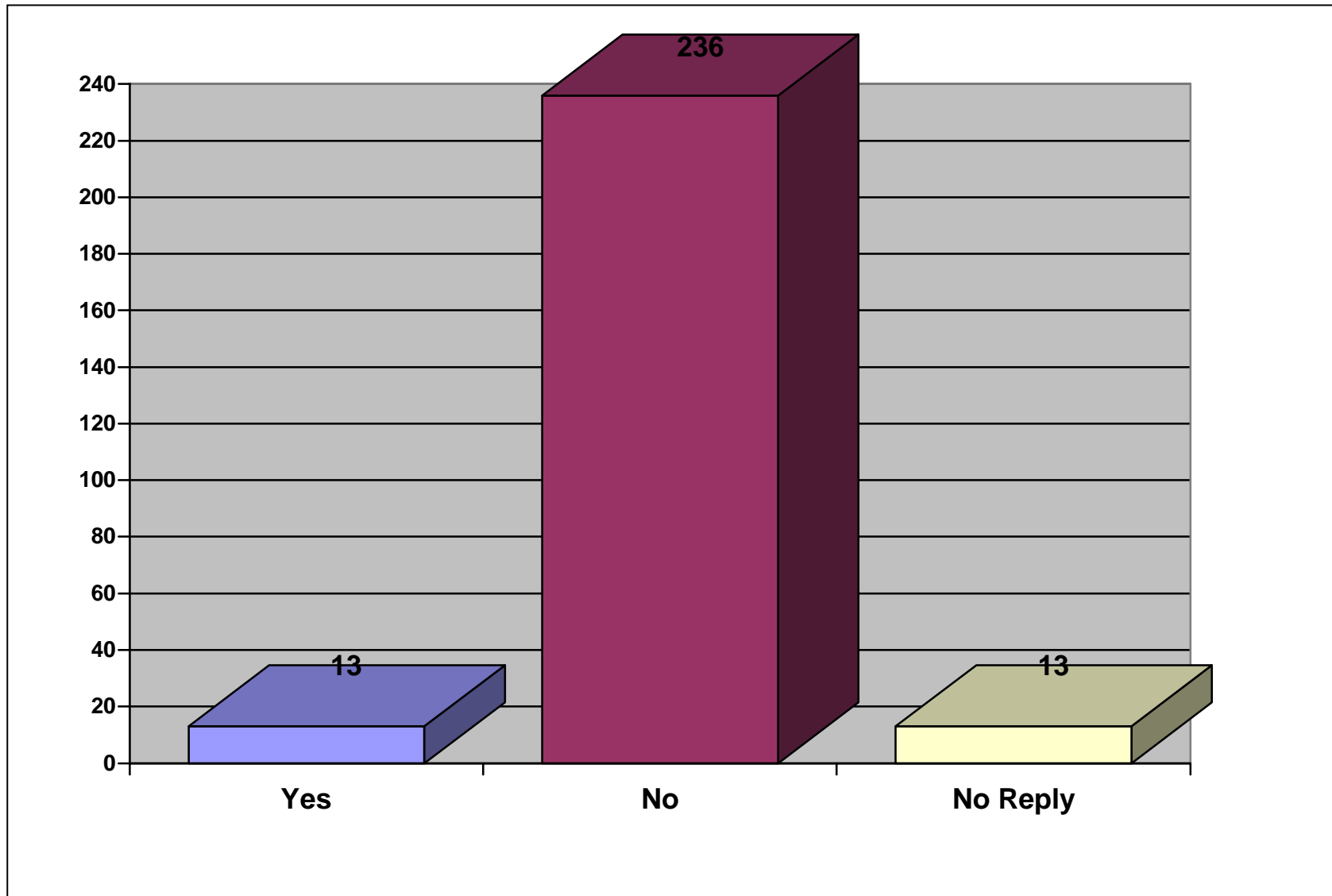
A total of 2139 young people have completed the questionnaires.

The number of respondents from each area is: -

Area 1 = 255, Area 2 = 71, Area 3 = 218, Area 4 = 504, Area 5 = 146, Area 6 = 187, Area 7 = 101, Area 8 = 201, Area 9 = 262, No Area = 194

22. Are you disabled or do you have any special needs		
1	Yes	13
2	No	236
	No reply	13

Question 22 – Are you disabled or do you have any special needs?



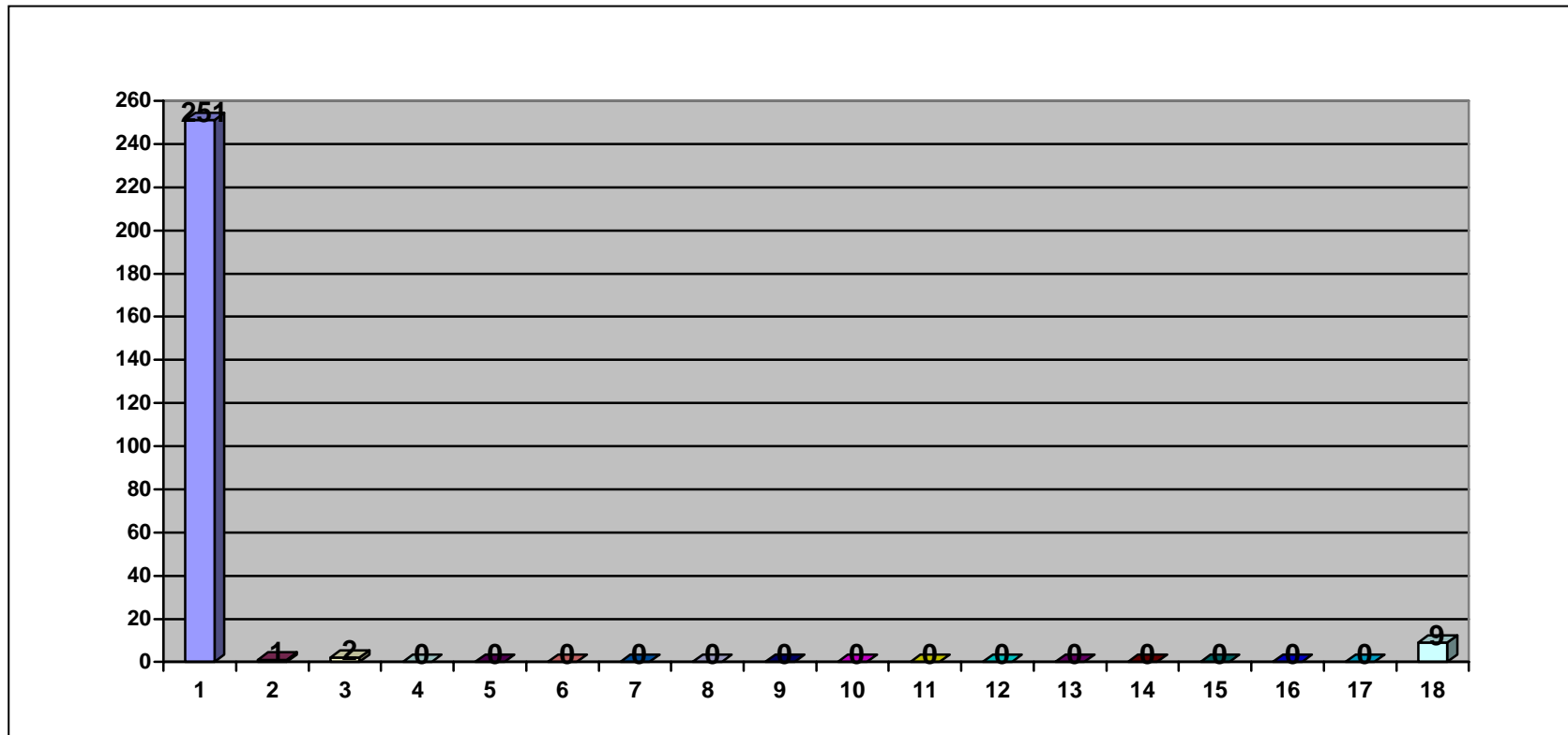
A total of 2139 young people have completed the questionnaires.

The number of respondents from each area is: -

Area 1 = 255, Area 2 = 71, Area 3 = 218, Area 4 = 504, Area 5 = 146, Area 6 = 187, Area 7 = 101, Area 8 = 201, Area 9 = 262, No Area = 194

23. What is your ethnic group		
White		
1	British	251
2	Irish	1
3	Other (please specify)	2
Black or black British		
4	Caribbean	0
5	African	0
6	Other (please tell us)	0
Mixed heritage		
7	White/black Caribbean	0
8	White/black African	0
9	White/Asian	0
10	Other (please tell us)	0
Asian or Asian British		
11	Indian	0
12	Bangladeshi	0
13	Pakistani	0
14	Other (please tell us)	0
Chinese		
15	Chinese	0
16	Other	0
Other		
17	Ethnic group (please tell us)	0
	No reply	9

Question 23 – What is your ethnic group?



- | | | |
|----------------------------------|---------------------------|-------------------|
| 1 = British | 7 = White/Black Caribbean | 13 = Pakistani |
| 2 = Irish | 8 = White/Black African | 14 = Other |
| 3 = Other | 9 = White/Asian | 15 = Chinese |
| 4 = Caribbean | 10 = Other | 16 = Other |
| 5 = African | 11 = Indian | 17 = Ethnic Group |
| 6 = Black or Black British Other | 12 = Bangladeshi | 18 = No reply |

A total of 2139 young people have completed the questionnaires.

The number of respondents from each area is: -

Area 1 = 255, Area 2 = 71, Area 3 = 218, Area 4 = 504, Area 5 = 146, Area 6 = 187, Area 7 = 101, Area 8 = 201, Area 9 = 262, No Area = 194

24. Where do you live		
1	London	0
2	South East (outside London)	0
3	South West	0
4	East Midlands	0
5	West Midlands	0
6	North West	0
7	Yorkshire & Humberside	262
8	Eastern England	0
9	Other (please tell us)	0