

YOUTH MATTERS QUESTIONNAIRE RESULTS

**AREA 8
(201 Young People)**

CONTENTS

PAGE

Introduction

1

Question 1. What activities do you do in the evenings or at weekends?

Question and Comments

2 - 3

Graph showing number of respondents within area

4

Question 2. What activities do you wish were available in your area but currently aren't?

Question and Comments

5 - 6

Question 3. If you had the opportunity to do up to four hours of activities, including sport, in your spare time each week, would you make use of it?

Question

7

Graph showing number of respondents within area

8

Question 4. Where would you like to be able to go to meet friends?

Question and Comments

9

Graph showing number of respondents within area

10

Question 5. If there were more places for young people to go, do you think it would stop some teenagers getting into trouble?

Question

11

Graph showing number of respondents within area

12

Question 6. How would you like to be involved in improving things for teenagers in your area? (Tick any that you would like to be involved in)

Question and Comments

13

Graph showing number of respondents within area

14

Question 7. How would you like to tell your local council what you think about activities and services for teenagers?

Question and Comments

15

Graph showing number of respondents within area

16

CONTENTS

PAGE

Question 8. Would a card that gave you discounts and money to spend on activities encourage you to more activities in your spare time?

Question 17

Graph showing number of respondents within area 18

Question 9. Do you think your parents would top up your card with money for you to spend on activities?

Question 19

Graph showing number of respondents within area 20

Question 10. We think young people who misbehave or commit crimes should not get these discounts and top-ups. What do you think?

Question 21

Graph showing number of respondents within area 22

Question 11. Would you help out more in your community if what you did was recognised in some way?

Question 23

Graph showing number of respondents within area 24

Question 12. What kind of recognition or reward would encourage you to help out more in your community?

Question and Comments 25

Graph showing number of respondents within area 26

Question 13. Who do you go to now for information, help and advice? (For example: parent, friends, teachers, Connexions, youth worker, social worker, help lines).

Comments 27

Question 14. What do you think about the information, help and advice you receive?

Comments 28 - 29

Question 15. How would you like information and advice on your future education and career choices to be provided?

Question and Comments 30

Graph showing number of respondents within area 31

CONTENTS

PAGE

Question 16. If you were experiencing problems in your life, would you like to have one professional person you can trust to go to for advice and information?

Question 32

Graph showing number of respondents within area 33

Question 17. Do you currently help out in any of the following ways?

Question and Comments 34

Graph showing number of respondents within area 35

Question 18. Would anything make you want to get involved helping out in your local area or with younger people?

Comments 36 - 37

Question 19. Is there anything else you think we should consider to make life better for teenagers?

Comments 38 - 40

Question 20. Age

Comments 41

Graph showing number of respondents within area 42

Question 21. Are you? (Gender)

Table of figures within area 43

Graph showing number of respondents within area 44

Question 22. Are you disabled or do you have any special needs?

Comments 45

Graph showing number of respondents within area 46

Question 23. What is your ethnic group?

Comments 47

Graph showing number of respondents within area 48

Question 24. Where do you live?

Comments 49

Youth Matters

Introduction

On the 18th July the Government published the Youth Matters Green Paper (somewhere to go something to do) with a closing date for consultation with young people set for November 2005.

The Voice and Influence team within the Youth Service undertook the task of going out into their areas, which combined cover, the whole borough of Barnsley and asked young people to fill in the questionnaire that had been compiled by the DFES.

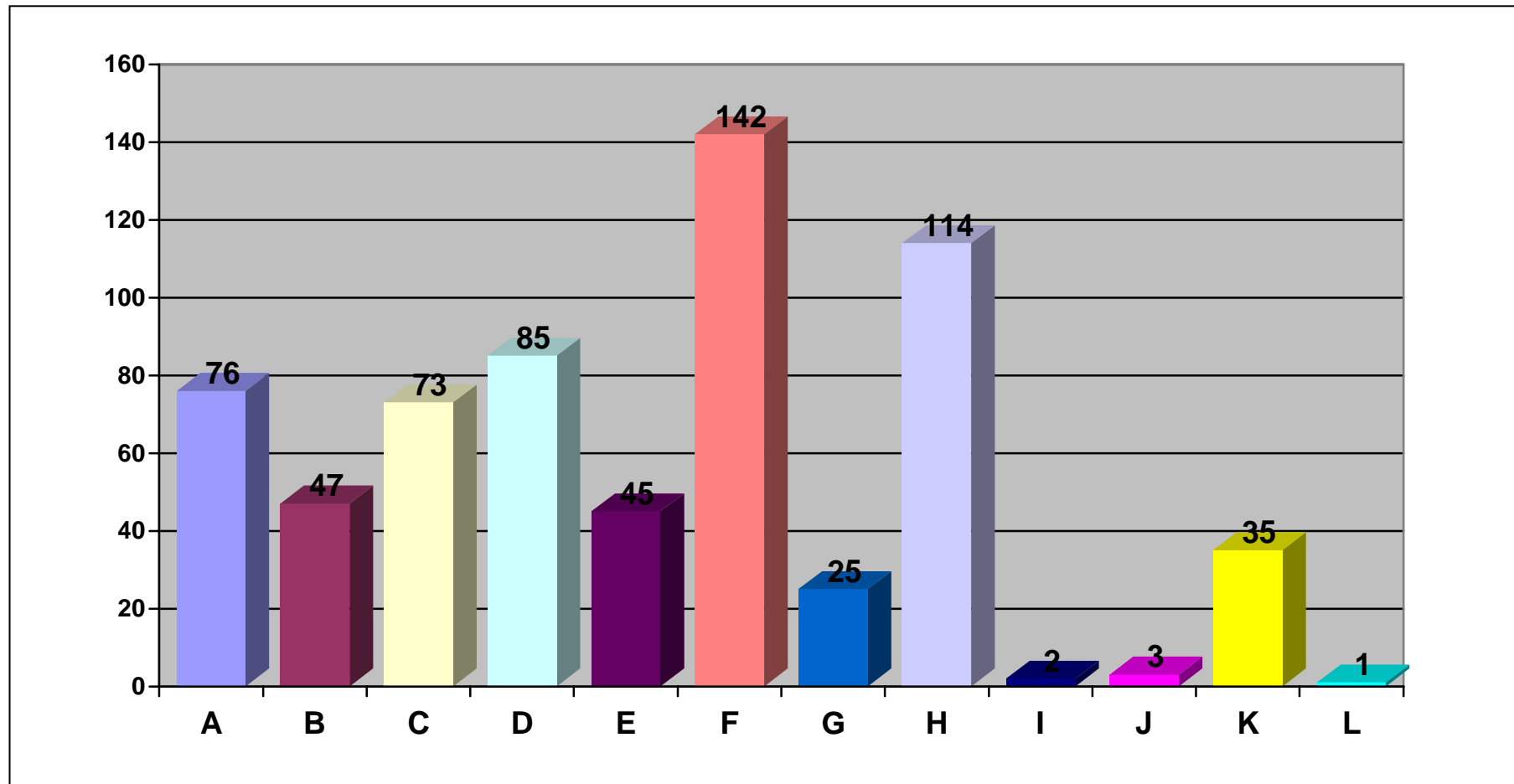
2,139 young people participated in filling in the questionnaires. The workers accessed young people through Secondary Schools, on the streets and in Youth Centres. What follows are the responses for Area 8, which is: -

Brierley
Great Houghton
West Green
Cudworth
Shafton
Grimethorpe

SOMETHING TO DO		
1. What activities do you do in the evenings or at weekends?		
A	Play Sport	76
B	Watch sport	47
C	Music – playing or DJ-ing	73
D	Shopping	85
E	Cinema	45
F	Meet friends	142
G	Dance or drama	25
H	Watch TV	114
I	Help out in your community	2
J	Nothing	3
K	Other (please tell)	35
	No reply	1
COMMENTS		
	Baby sitting	1
	Break dance	1
	Cadets	2
	Chill down street at two gates causing trouble	1
	Computer	2
	Computer games	2
	Computer internet	2
	Drama and dance	1
	Drawing	1
	First Aid	1
	Game boy	1
	Go out and have some fun	1
	Go out with mates	1
	Go to caravan	1
	Go to my dads	1
	Gym	2
	Hang out and around streets with mates	2
	Heaven and hell	1
	Helping my mum	1
	I attend the gym	1
	I would go to town then meet friends and watch TV	1
	Ice skating	1
	Jogging	1
	Listen to music	2
	Mess about with my mates make up and hair	1
	Play cards	1
	Play football	1
	Play on computer make websites	1
	Play on PS2	2

Practice with band and record	1
Reading	1
Ride bike	3
Ride BMX with friends	3
Ride motorbikes and meet friends	1
Singing	1
Sit on park wall	1
Sit on park wall causing trouble because we're bored	1
Skateboard	1
Sky box	1
Swimming	5
Watch everyone play football in field	1
Watching TV	1
Work	1
Work on Saturday	1
X box	1
Youth club	1

Question 1 – What activities do you do in the evenings or at weekends?



A = Play Sport

B = Watch Sport

C = Music – playing or DJ-ing

D = Shopping

E = Cinema

F = Meet Friends

G = Dance or Drama

H = Watch TV

I = Help out in your Community

J = Nothing

K = Other

L = No Reply

A total of 2139 young people have completed the questionnaires.

The number of respondents from each area is: -

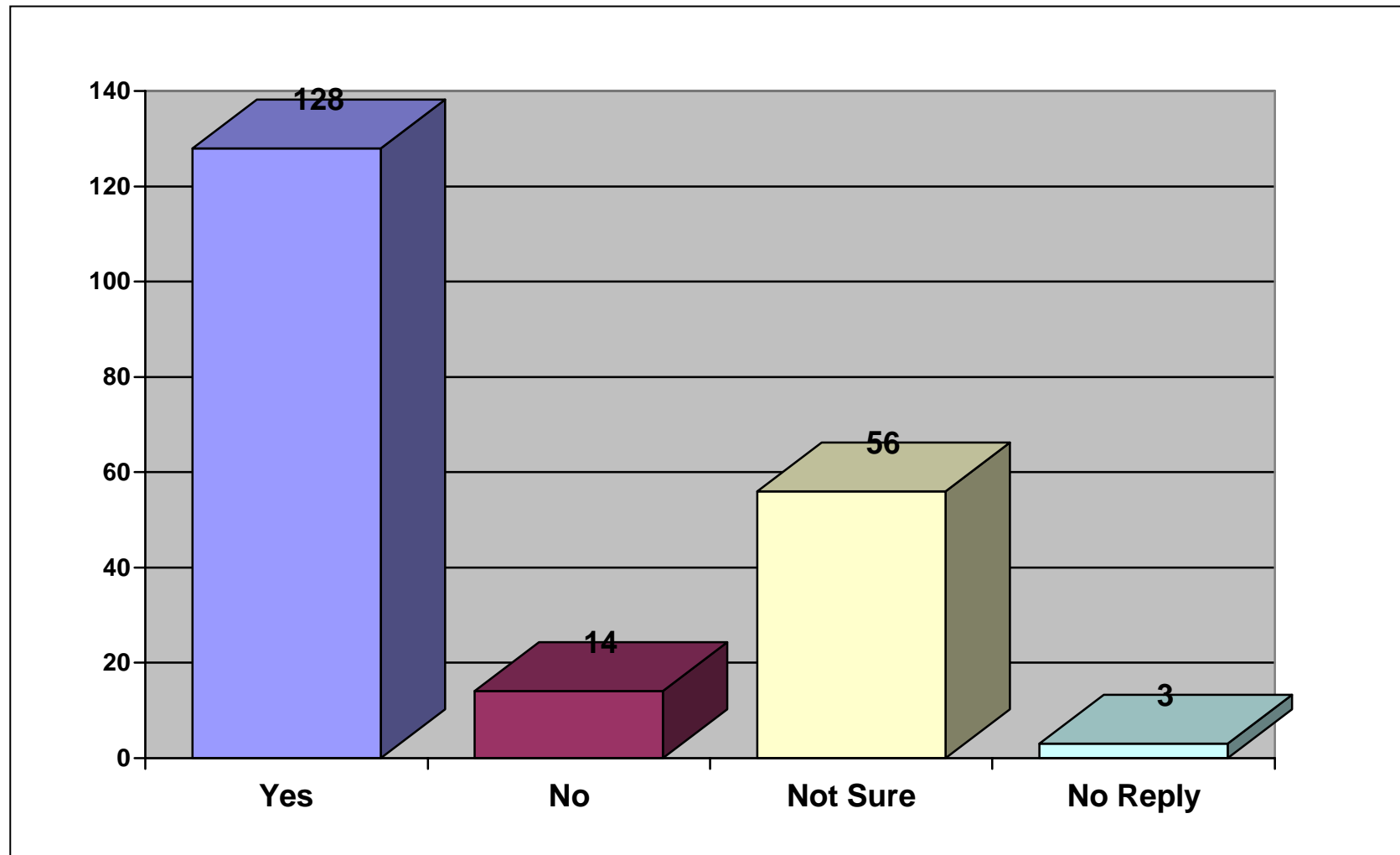
Area 1 = 255, Area 2 = 71, Area 3 = 218, Area 4 = 504, Area 5 = 146, Area 6 = 187, Area 7 = 101, Area 8 = 201, Area 9 = 262, No Area = 194

2. What activities do you wish were available in your area but currently aren't?	
COMMENTS	
A fitness suite controlled football environment	1
Any activities there just isn't anything to do at the moment which is why we are always in trouble	1
Arts and crafts	1
Basketball courts	5
Better and bigger park	3
Better BMX track	1
Better footie pitch	1
Bike riding and track	5
Bowling	1
Cinema	5
Clubs	1
Computers	1
Cricket nets	1
Cross country	1
Cyber café	1
Dance and drama	1
Dance and yoga	1
Dance classes	1
Dance/ Drama club	2
Dance for 13-16 year olds	1
Dance workshop	1
Disco	1
Discos every week in youth club	1
DJ ing centre	2
Don't know	3
Drawing club	2
Drug free park	1
Fair in every field	1
Fencing	1
Football	3
Football arena	3
Football clubs	2
Football nets	1
Football pitch	1
Football teams or sports facilities	4
Funfair	2
Girls local football team	3
Graffiti area	1
Gym	5
Have a bowling alley, Ice skating rink, Cinema and Swimming baths in one building	1
Ice skating	6
Indoor karting	1
Indoor sports centre	1
Internet café	5

Kick ball	2
Kids pub	2
Lap dancing club	1
Larger leisure centres	1
Leisure centre	1
Motocross track	5
Motorbike track	4
Music groups	1
New refurbished park	2
New skate park – old one ruined	2
Nothing	3
Park	3
Park area where children can go and there's no needles	2
Racing course	1
Recording studio	1
Rugby club	1
Should be allowed to spray paint on the walls	1
Skate parks	9
Somewhere for us to go	1
Somewhere to learn more break dancing under 18s club	1
Somewhere to sit and listen to music and watch the TV	1
Somewhere warm to go in the cold evenings	2
Sports facilities	1
Swimming baths	35
Swimming baths and cyber café	1
Swimming baths bigger football arena	1
Swimming baths, ice skating and park nearby	1
Sword fighting with samurai swords	1
Tennis	1
Under 18s club	1
Where you can go with your motor bike	1
Youth centre	25
A youth club for 13 to 17 years old	1

3. If you had the opportunity to do up to four hours of activities, including sport, in your spare time each week, would you make use of it?		
A	Yes	128
B	No	14
C	Not sure	56
	No reply	3

Question 3 – If you had the opportunity to do up to four hours of activities, including sport, in your spare time each week, would you make use of it?



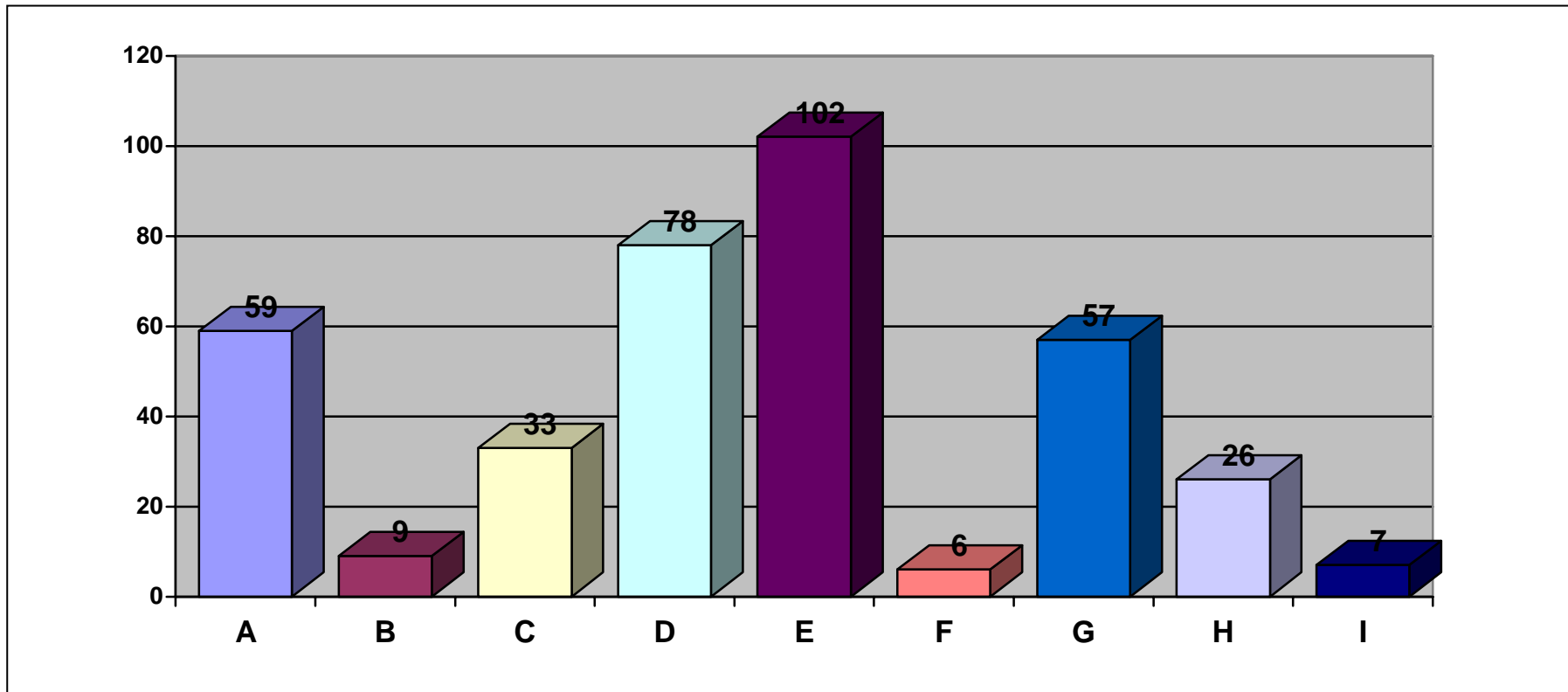
A total of 2139 young people have completed the questionnaires.

The number of respondents from each area is: -

Area 1 = 255, Area 2 = 71, Area 3 = 218, Area 4 = 504, Area 5 = 146, Area 6 = 187, Area 7 = 101, Area 8 = 201, Area 9 = 262, No Area = 194

SOMEWHERE TO GO		
4. Where would you like to be able to go to meet friends?		
A	Youth club	59
B	Community centre	9
C	Café/coffee shop	33
D	Shopping centre	78
E	Local park	102
F	Mobile youth centre	6
G	Sports centre	57
H	Other (please tell us)	26
	No reply	7
COMMENTS		
	Anywhere	2
	At each others houses	1
	At home	3
	Bar or café bar	1
	Bike track	1
	Church yard	1
	Every where	1
	Football pitch that is decent	1
	Gaming centre	1
	Graffiti wall	1
	Granny flats	2
	I don't meet any friends	1
	I would call round for my mates then go for a walk	1
	Internet café	1
	Kids pub	2
	Local park	1
	Meet them at their house	1
	Music centre	1
	My house	1
	New park	1
	Other places like forest	1
	Skate parks	3
	Somewhere on the street	1
	Somewhere with a good disco like heaven and hell	1
	Spanish class	1
	Spray painting wall	1
	Street	4
	Woods	1

Question 4 – Where would you like to go to be able to meet friends?



- | | | | | | |
|----------|----------|--------------------------|----------|----------|-------------------------------|
| A | = | Youth Club | F | = | Mobile Youth Centre |
| B | = | Community Centre | G | = | Sports Centre |
| C | = | Café/ Coffee Shop | H | = | Other (please tell us) |
| D | = | Shopping Centre | I | = | No Reply |
| E | = | Local Park | | | |

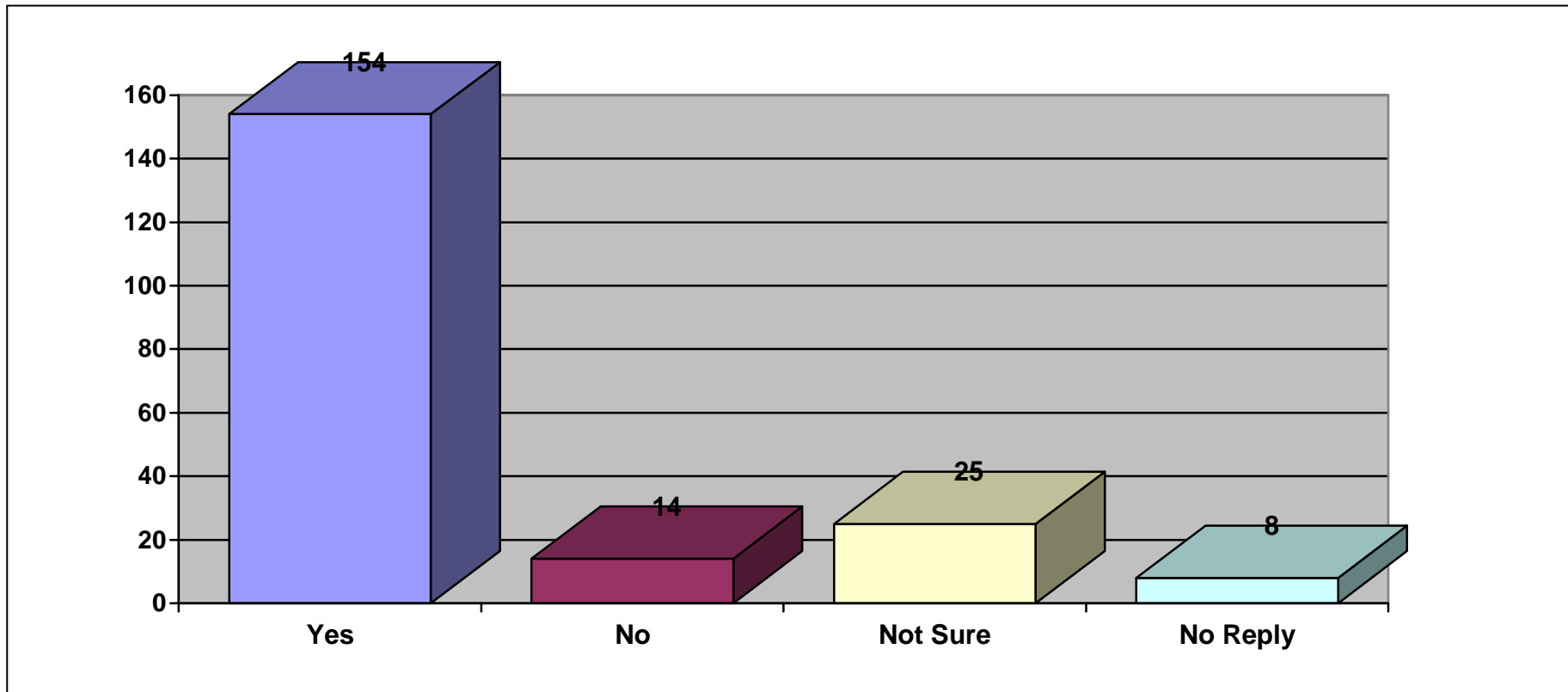
A total of 2139 young people have completed the questionnaires.

The number of respondents from each area is: -

Area 1 = 255, Area 2 = 71, Area 3 = 218, Area 4 = 504, Area 5 = 146, Area 6 = 187, Area 7 = 101, Area 8 = 201, Area 9 = 262, No Area = 194

5. If there were more places for young people to go, do you think it would stop some teenagers getting into trouble?		
A	Yes	154
B	No	14
C	Not sure	25
	No reply	8

Question 5 – If there were more places for young people to go, do you think it would stop some teenagers getting into trouble?



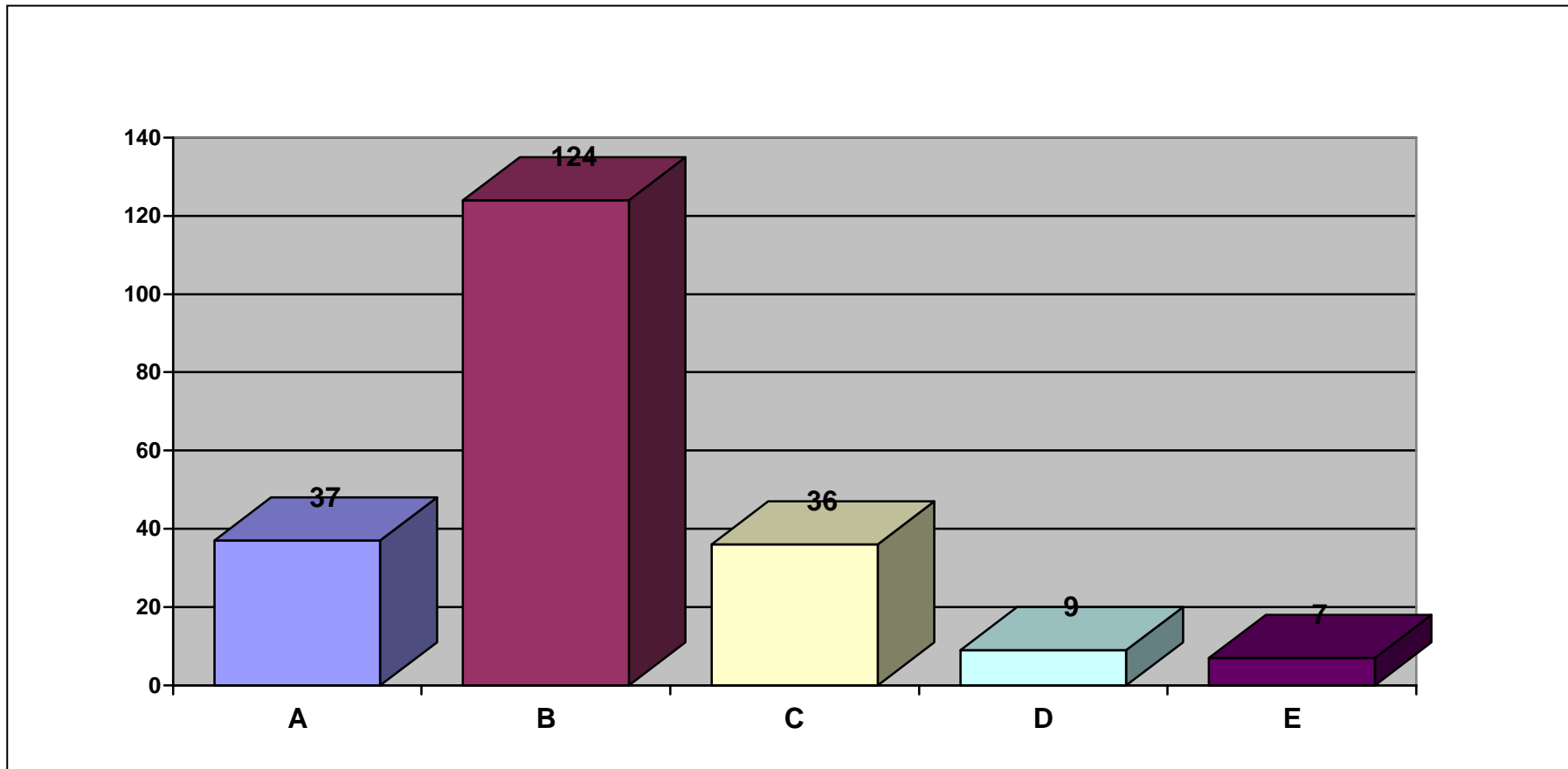
A total of 2139 young people have completed the questionnaires.

The number of respondents from each area is: -

Area 1 = 255, Area 2 = 71, Area 3 = 218, Area 4 = 504, Area 5 = 146, Area 6 = 187, Area 7 = 101, Area 8 = 201, Area 9 = 262, No Area = 194

TALKING ABOUT WHAT MATTERS TO YOU		
6. How would you like to be involved in improving things for teenagers in your area? (Tick any that you would like to be involved in?)		
A	Take part in an inspection of how good local activities and services are	37
B	Help decide how your local council spends money on providing activities	124
C	Don't think young people should get involved in these kinds of decisions	36
D	Other (please tell us)	9
	No Reply	7
COMMENTS		
	All decisions must be put by the young people first	3
	Because the council should speak for their selves	2
	Because they should be educating not disturbing and arguments in the area	1
	Do a sponsored	1
	Have a group discussion with youth workers	1
	Make designs for possible improvement to our area	1
	Might help if something good was to come of it	2
	None	1
	Take part in deciding what activities they should do	1

Question 6 – How would you like to be involved in improving things for teenagers in your area?



- A = Take part in an inspection of how good local activities and services are**
- B = Help decide on how your local Council spends money on providing activities**
- C = Don't think that young people should get involved in these kind of decisions**
- D = Other**
- E = No reply**

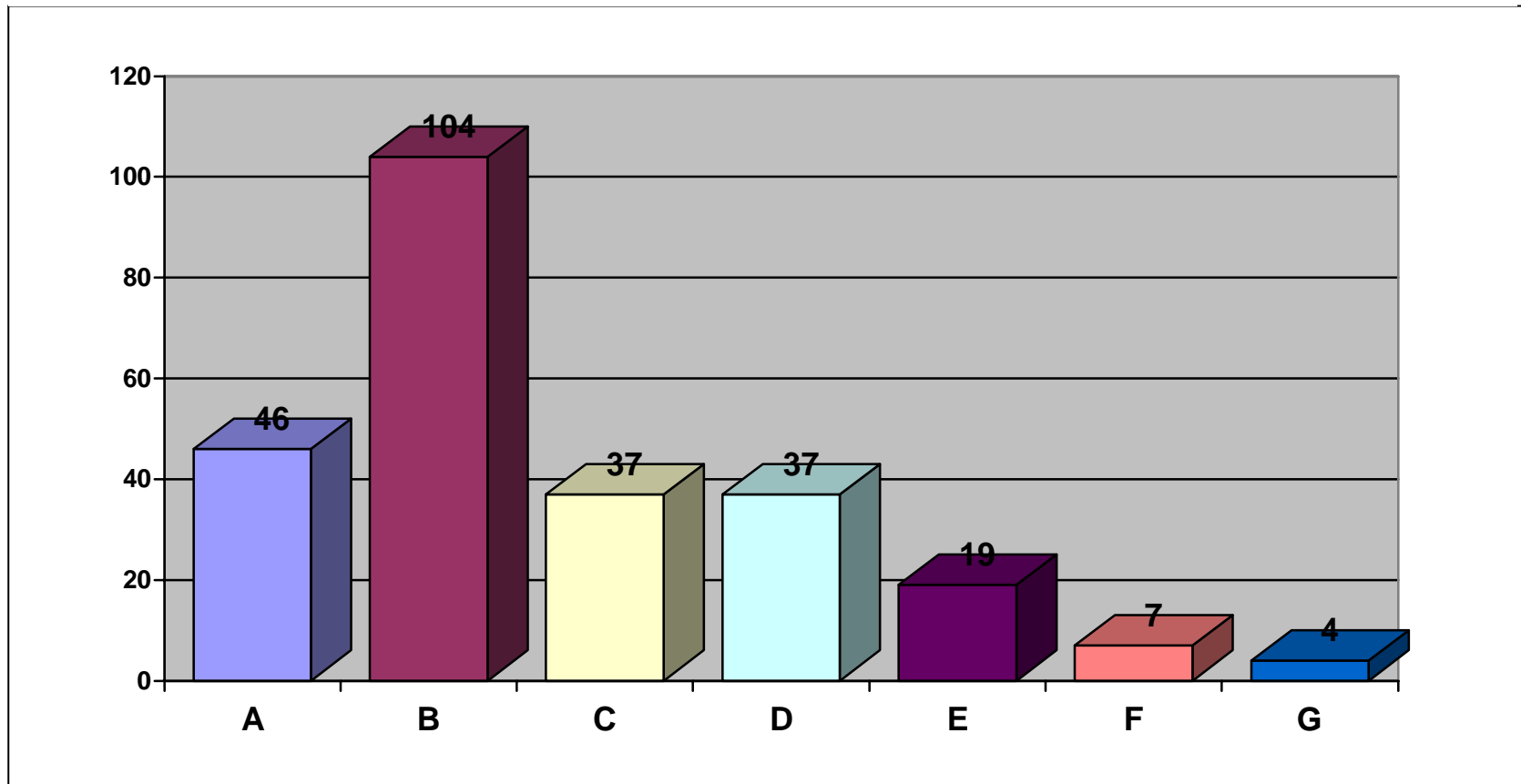
A total of 2139 young people have completed the questionnaires.

The number of respondents from each area is: -

Area 1 = 255, Area 2 = 71, Area 3 = 218, Area 4 = 504, Area 5 = 146, Area 6 = 187, Area 7 = 101, Area 8 = 201, Area 9 = 262, No Area = 194

7. How would you like to tell your local council what you think about activities and services for teenagers?		
A	Attend a meeting	46
B	Fill in a questionnaire	104
C	Have your say on a website or by email	37
D	Through your school or college	37
E	Don't want to be involved	19
F	Other (please tell us)	7
	No reply	4
COMMENTS		
	Don't really want to be involved	1
	Fill in questionnaires so people can decide	1
	Get a petition	2
	Go and tell them	2
	Letter	1
	None	1
	Phone call	2
	Talk face to face	1

Question 7 – How would you like to tell your local Council what you think about activities and services for teenagers?



- | | |
|---|--------------------------------------|
| A = Attend meetings | E = Don't want to be involved |
| B = Fill in a questionnaire | F = Other |
| C = Have your say on a website or by email | G = No reply |
| D = Through your school or college | |

A total of 2139 young people have completed the questionnaires.

The number of respondents from each area is: -

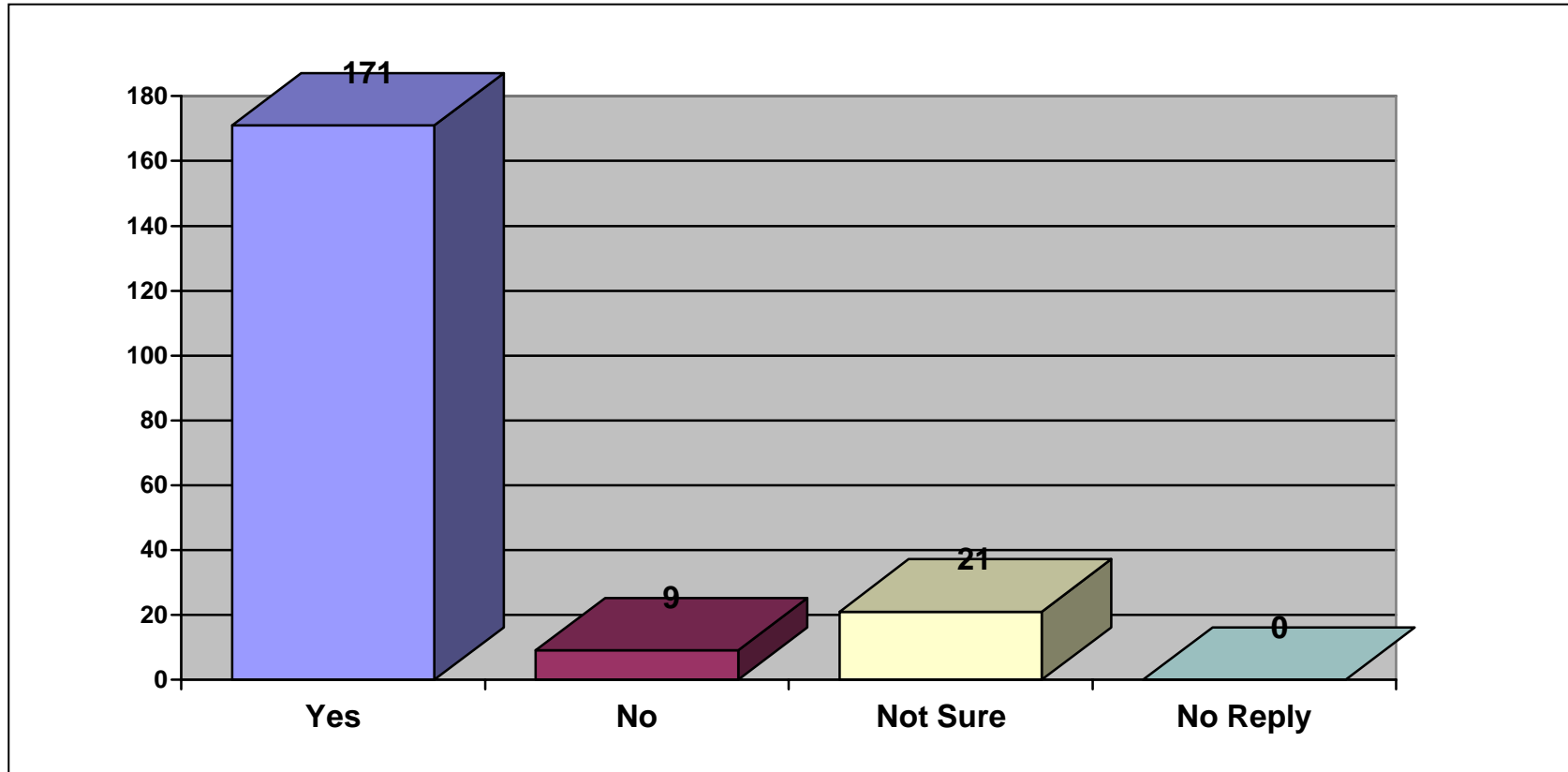
Area 1 = 255, Area 2 = 71, Area 3 = 218, Area 4 = 504, Area 5 = 146, Area 6 = 187, Area 7 = 101, Area 8 = 201, Area 9 = 262, No Area = 194

ENCOURAGEMENT

8. Would a card that gave you discounts and money to spend on activities encourage you to do more activities in your spare time?

A	Yes	171
B	No	9
C	Not sure	21
	No reply	0

Question 8 – Would a card that gave you discounts and money to spend on activities encourage you to do more activities in your spare time?



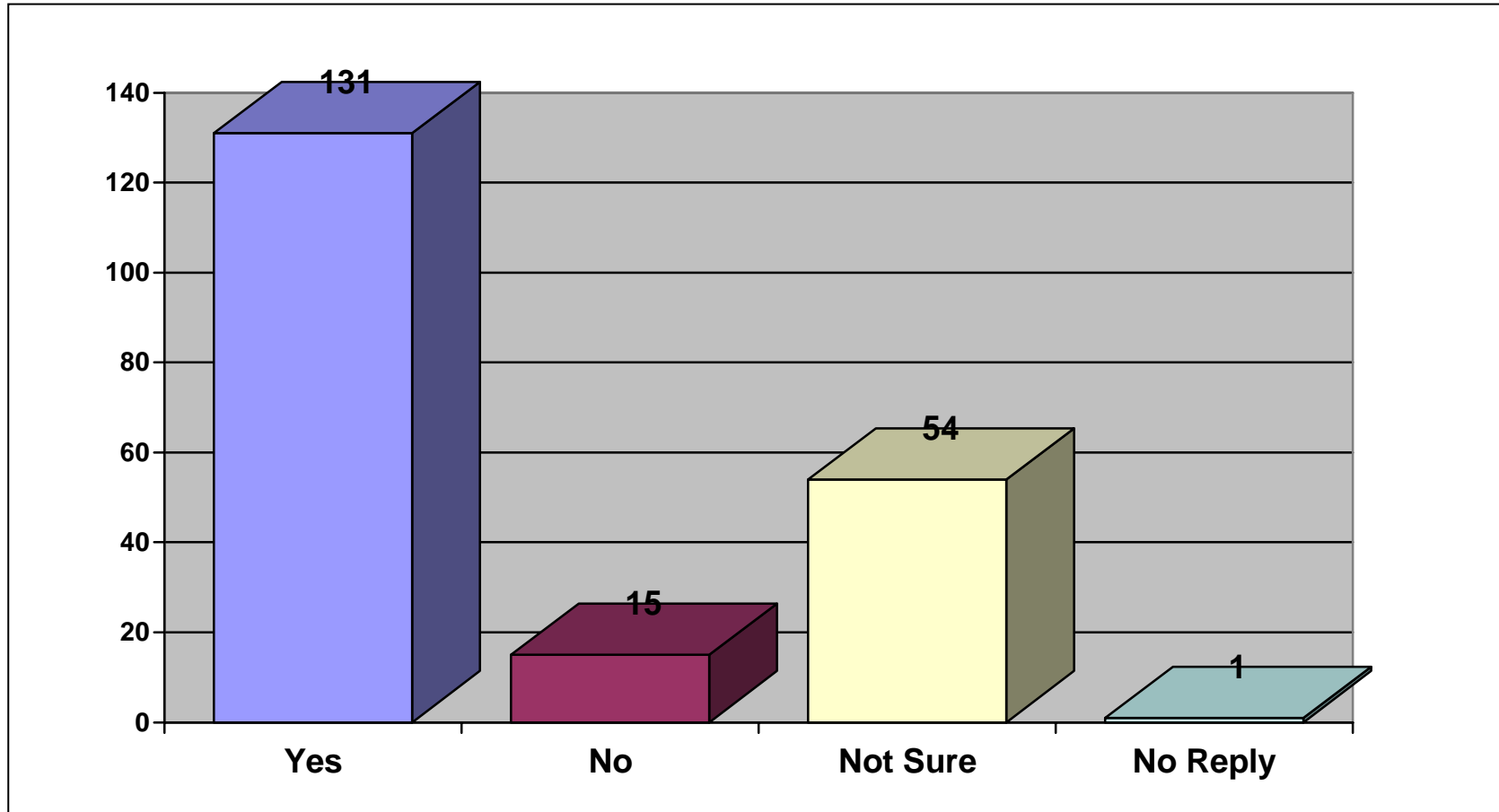
A total of 2139 young people have completed the questionnaires.

The number of respondents from each area is: -

Area 1 = 255, Area 2 = 71, Area 3 = 218, Area 4 = 504, Area 5 = 146, Area 6 = 187, Area 7 = 101, Area 8 = 201, Area 9 = 262, No Area = 194

9. Do you think your parents would top up your card with money for you to spend on activities		
A	Yes	131
B	No	15
C	Not sure	54
	No reply	1

Question 9 – Do you think your parents would top up your card with money for you to spend on activities?



A total of 2139 young people have completed the questionnaires.

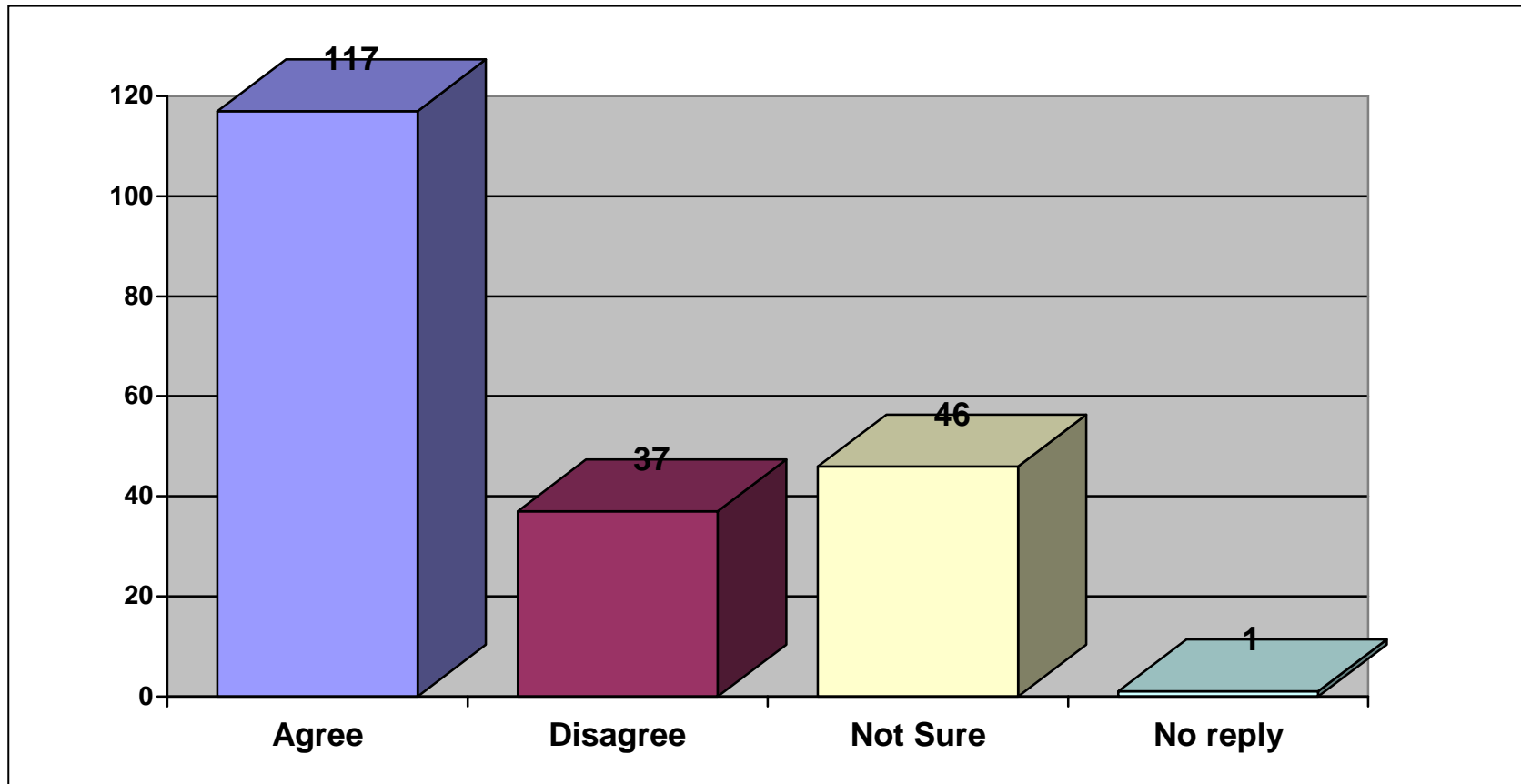
The number of respondents from each area is: -

Area 1 = 255, Area 2 = 71, Area 3 = 218, Area 4 = 504, Area 5 = 146, Area 6 = 187, Area 7 = 101, Area 8 = 201, Area 9 = 262, No Area = 194

10. We think young people who misbehave or commit crimes should not get these discounts and top-ups. What do you think?

A	Agree	117
B	Disagree	37
C	Not sure	46
	No reply	1

Question 10 – We think young people who misbehave or commit crimes should not get these discounts and top-ups. What do you think?



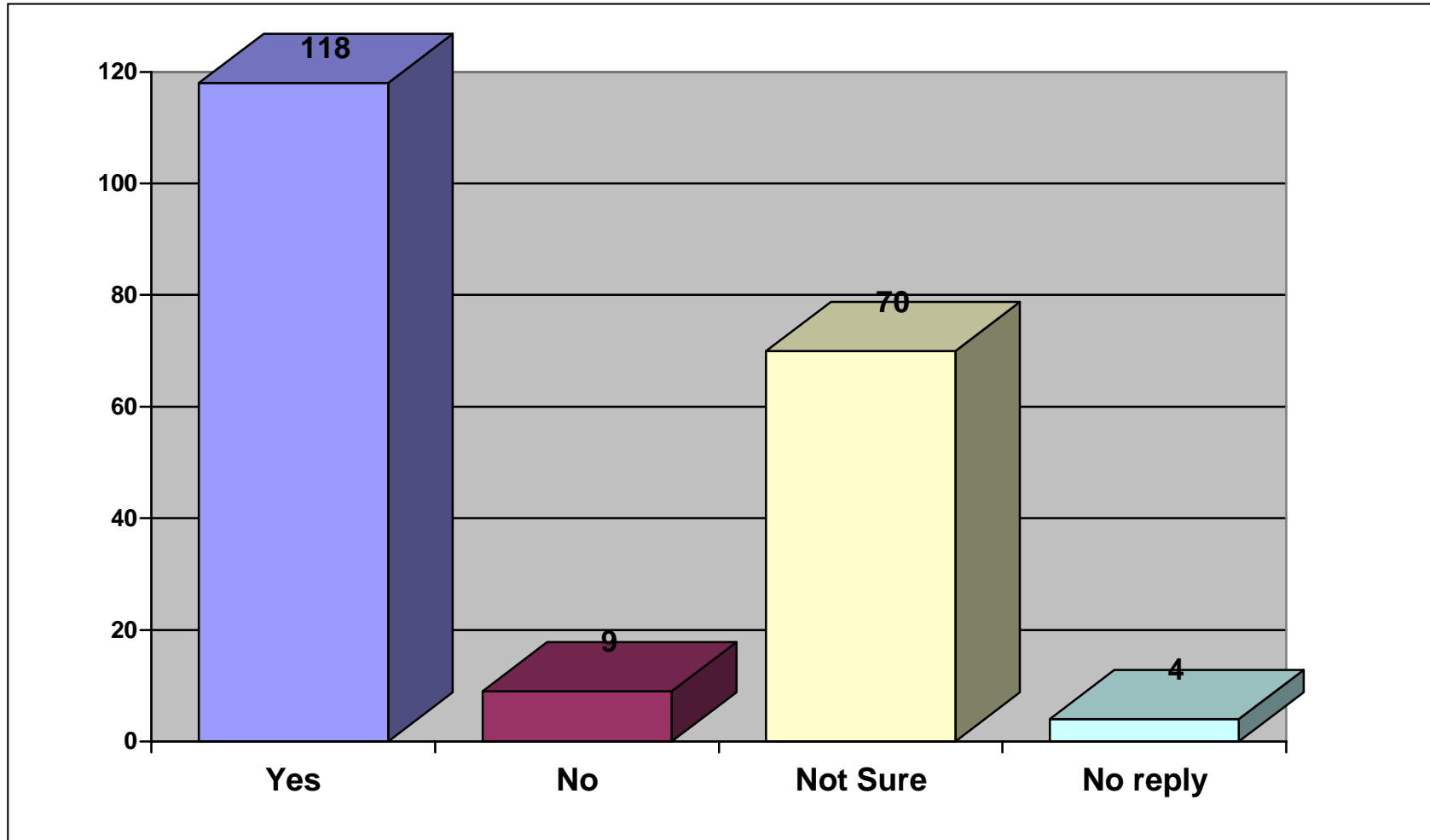
A total of 2139 young people have completed the questionnaires.

The number of respondents from each area is: -

Area 1 = 255, Area 2 = 71, Area 3 = 218, Area 4 = 504, Area 5= 146, Area 6 = 187, Area 7 = 101, Area 8 = 201, Area 9 = 262, No Area = 194

11. Would you help out more in your community if what you did was recognised in some way?		
A	Yes	118
B	No	9
C	Not sure	70
	No reply	4

Question 11 – Would you help out more in your community if what you did was recognised in some way?



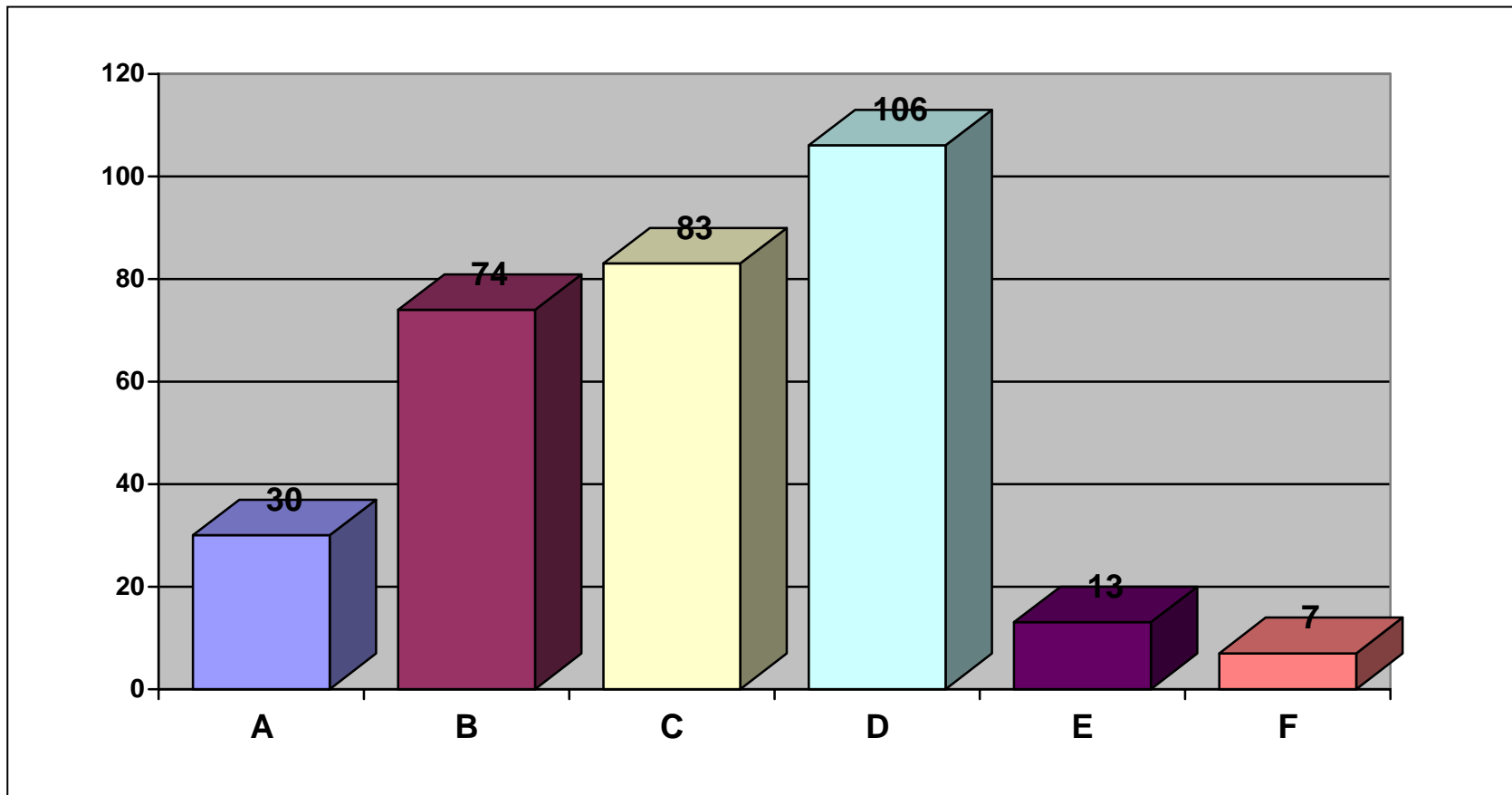
A total of 2139 young people have completed the questionnaires.

The number of respondents from each area is: -

Area 1 = 255, Area 2 = 71, Area 3 = 218, Area 4 = 504, Area 5 = 146, Area 6 = 187, Area 7 = 101, Area 8 = 201, Area 9 = 262, No Area = 194

12. What kind of recognition or reward would encourage you to help out more in your community? (Tick any that would encourage you to get involved more)		
A	An award or certificate	30
B	Things like CDs or ringtones	74
C	Extra-top-ups on your card to spend on activities	83
D	The chance to win the opportunity to go to big events or meet important people	106
E	Other (please tell us)	13
	No reply	7
COMMENTS		
	A place to have fun and not get bullied	1
	Because it gives people a chance to learn	1
	Chocolate	3
	I'm never going to	1
	Mobile phone	1
	Money	1
	Money that's what reward I want	1
	Money to build activities for young people	1
	Money to go shopping	2
	Shopping vouchers	1
	Tickets to concerts and a limo escort	1
	Vouchers for meadow hall	1

Question 12 – What kind of recognition or reward would encourage you to help out more in your community?



A = An award or certificate

B = Things like CDs or ringtones

C = Extra-top-ups on your card to spend on activities

D = The chance to win the opportunity to go to big events or meet important people

E = Other

F = No Reply

A total of 2139 young people have completed the questionnaires.

The number of respondents from each area is: -

Area 1 = 255, Area 2 = 71, Area 3 = 218, Area 4 = 504, Area 5 = 146, Area 6 = 187, Area 7 = 101, Area 8 = 201, Area 9 = 262, No Area = 194

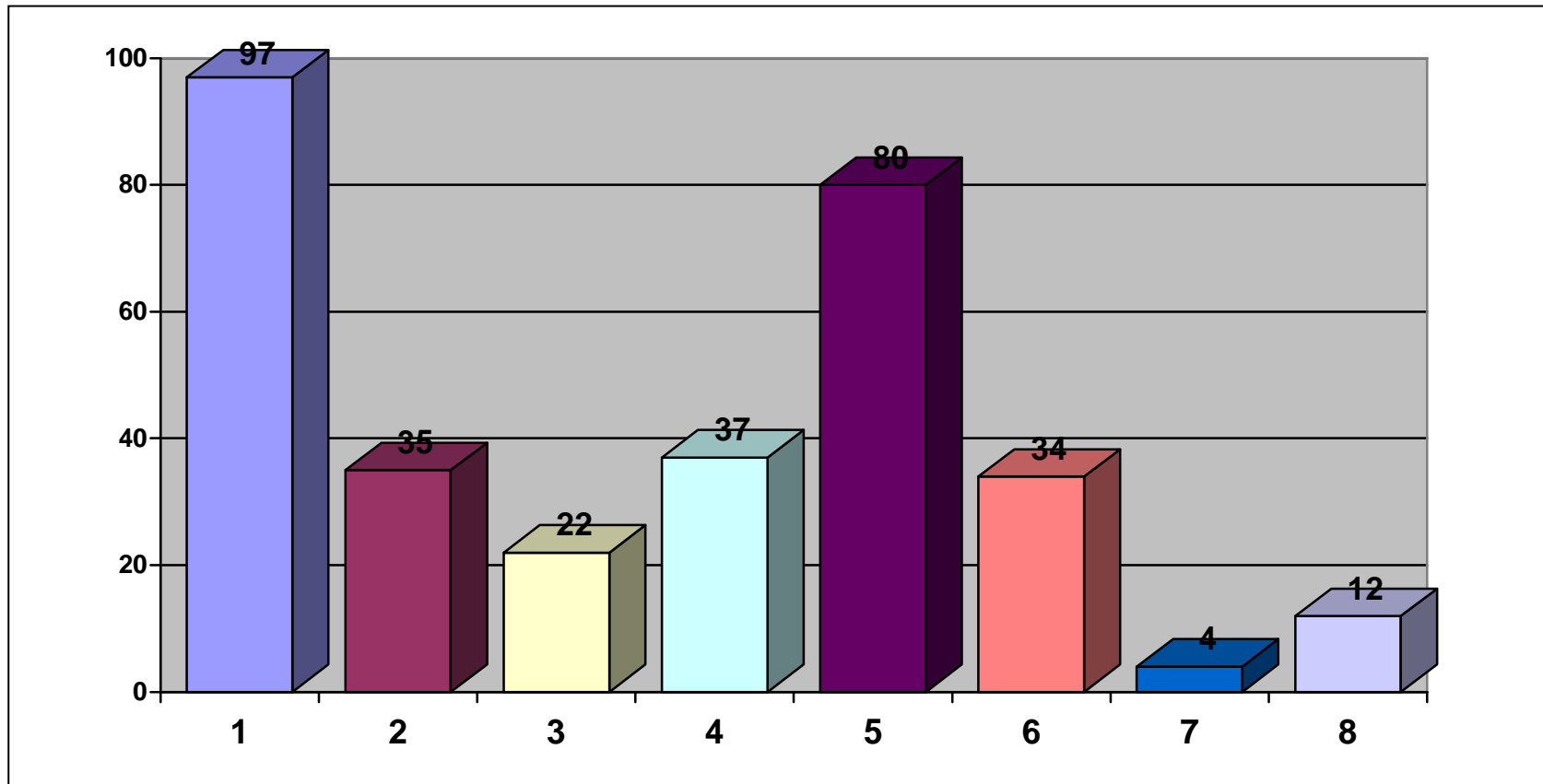
INFORMATION AND SUPPORT	
13. Who do you go to now for information, help and advice?) For example: parent, friends, teachers, Connexions, youth worker, social worker, help lines.)	
COMMENTS	
Acorn	1
ASBOs	2
Connexions	1
Don't use it	1
Family	15
Friends	72
I don't	1
I don't know	1
I go to connexions and talk to a connexions advisor	1
Internet	14
Local advice centre	4
News papers	2
No one	4
None	3
Older friends or adult acquaintances	1
Otta	1
Parents	103
People who have done it	1
Social Worker	3
Teacher	25
You go to college and ask for information	1
Youth workers	12

14. What do you think about the information, help and advice you receive?	
COMMENTS	
All right	6
All right they have been through it	2
Brilliant	2
Could help	1
Excellent	4
From organised groups such as connexions very good	1
Good	16
Good most of the time	1
Good, just what they say will happen doesn't happen	1
Helps a lot	2
I can use it	1
I think its very helpful	1
I think the advice is good/ good advice	7
I think the information is ok	1
I understand it and its good advice	1
It depends	1
It does good	1
It helpful and cheers me up	1
It helps me decide what decisions to make	1
It helps me feel better	1
It helps sometimes	3
It is good it is detailed	1
It is important	32
It might be ok	1
It really is good	1
It would be ok	2
Its good and helpful	1
Its good but could be better	1
Its helpful	7
Its ok and very helpful	1
Its ok but I still don't know what I want to do	1
It's ok but not brilliant. I would not remember all of it	1
Its really good	1
Its very good because they tell you what GCSE's you need	1
It works	1
Most of it I benefit from	1
Most of the information I receive is good information	1
Mostly good/ good most of the time	2
No could be better	2
None	1
Not bad	1
Not sure/ unsure / don't know	5
Not that good	2
Nothing	4

OK	33
Ok but it doesn't seem to happen what they say	1
Quite good	1
Rubbish	1
Sometimes it s good but sometimes its not	1
Sometimes ok	2
Stupid	1
Take advice	1
To take notice	1
Truthful	1
Value	1
Very good	2
Very helpful	1
Very useful in some circumstances / ways	2

15. How would you like information and advice on your future education and career choices to be provided?		
1	Face to face	97
2	On a website	35
3	Over the telephone	22
4	Visits from young adults already in work	37
5	Work experience	80
6	By text messaging	34
7	Other (please tell us)	4
	No reply	12
COMMENTS		
	Advertisement	1
	By email	2
	From connexions advisor	1
	I don't	1
	I don't know which one	1
	I don't want any	1
	Leaflets and posters	2
	None	1
	So I can learn more about things	1

Question 15 – How would you like information and advice on your future education and career choices to be provided?



- | | |
|--|-----------------------|
| 1 = Face to face | 5 = Work experience |
| 2 = On a website | 6 = By text messaging |
| 3 = Over the telephone | 7 = Other |
| 4 = Visits from young adults already in work | 8 = No reply |

A total of 2139 young people have completed the questionnaires.

The number of respondents from each area is: -

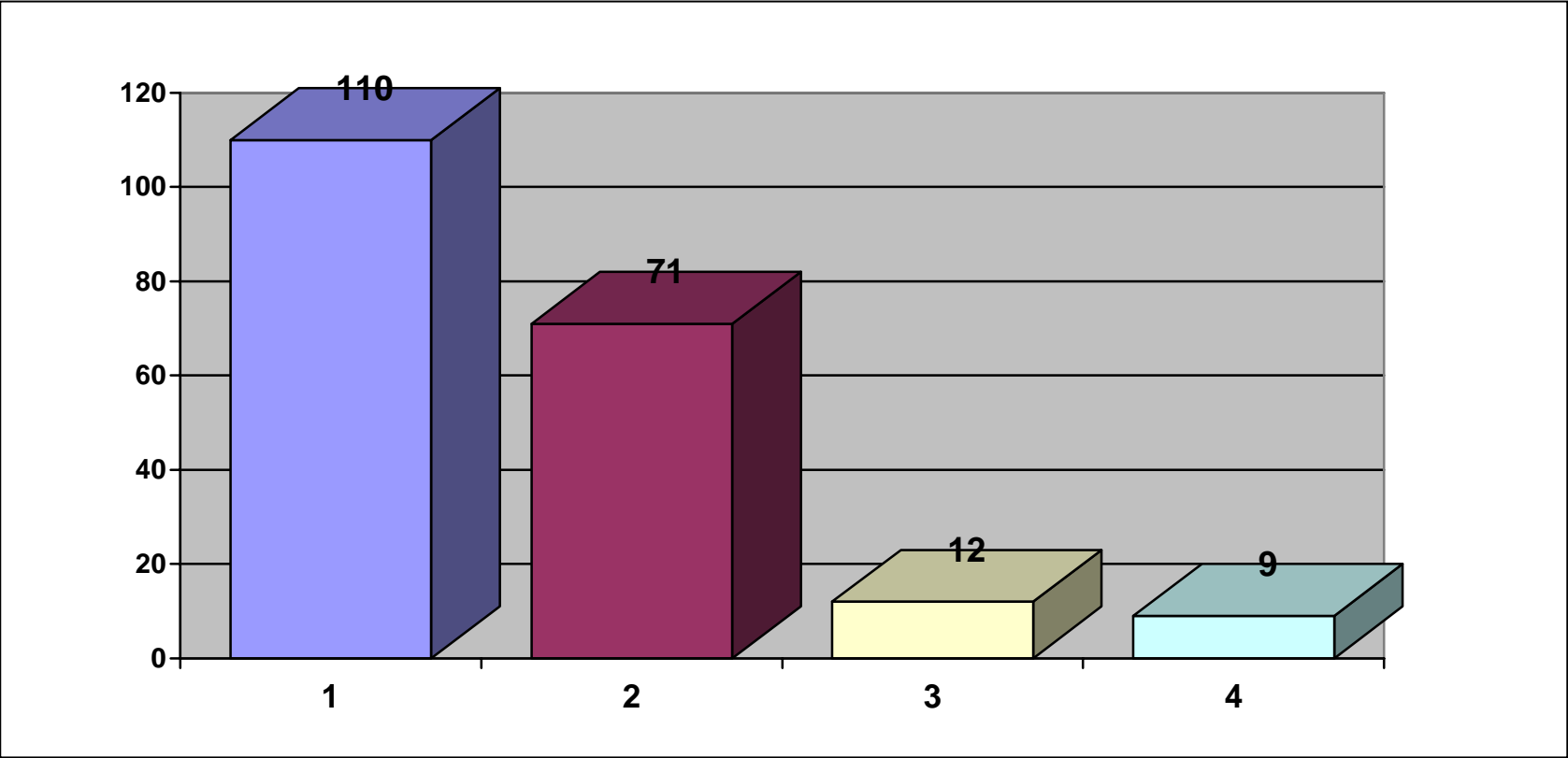
Area 1 = 255, Area 2 = 71, Area 3 = 218, Area 4 = 504, Area 5 = 146, Area 6 = 187, Area 7 = 101, Area 8 = 201, Area 9 = 262, No Area = 194

WHO TO TALK TO

16. If you were experiencing problems in your life, would you like to have one professional person you can trust to go to for advice and information?

1	I would prefer this	110
2	It wouldn't make any difference to me	71
3	It would be worse	12
	No reply	9

Question 16 – If you were experiencing problems in your life, would you like to have one professional person you can trust to go to for advice and information?

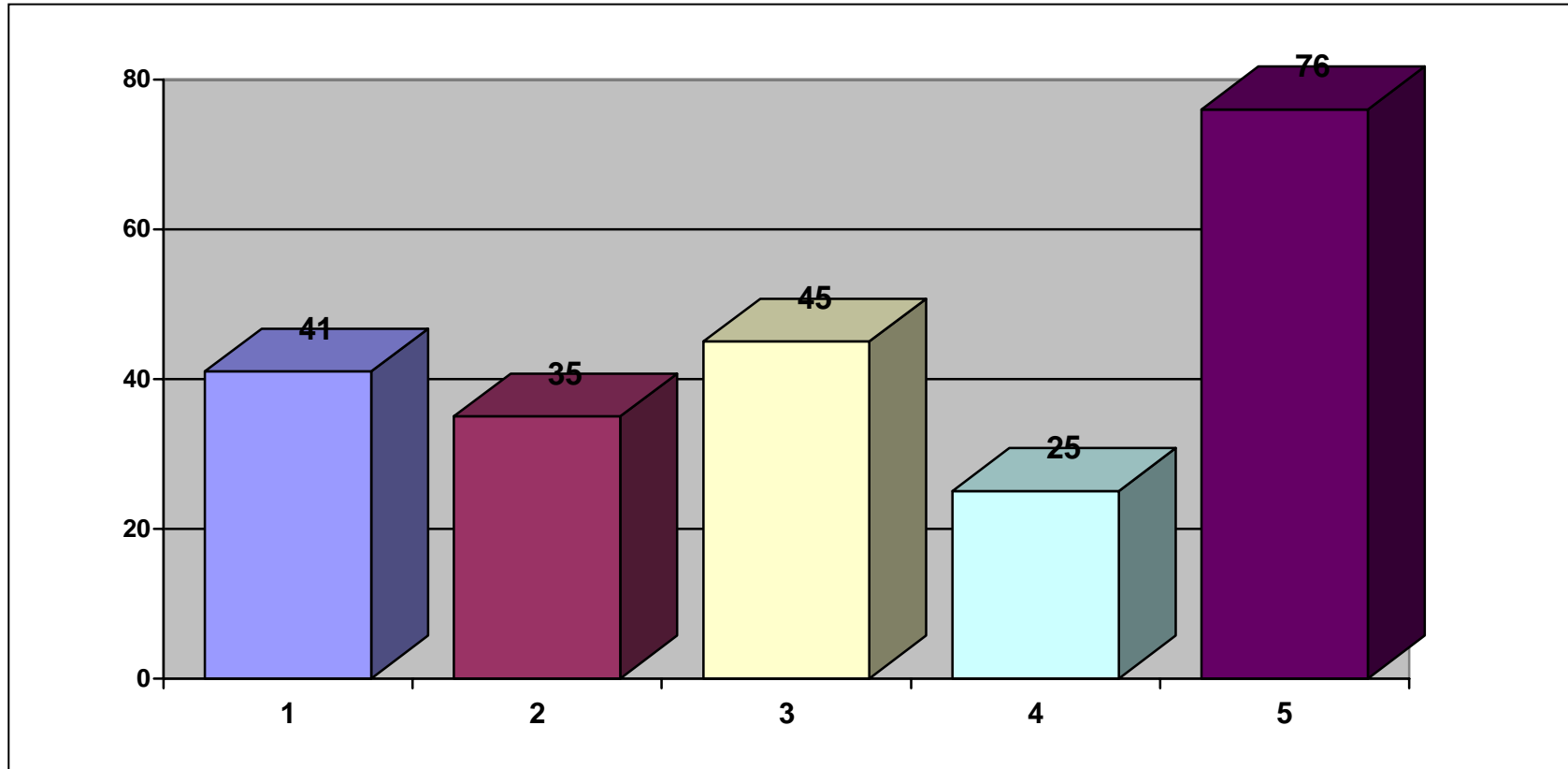


- 1 = I would prefer this**
- 2 = It wouldn't make any difference to me**
- 3 = It would be worse**
- 4 = No reply**

A total of 2139 young people have completed the questionnaires.
The number of respondents from each area is: -
Area 1 = 255, Area 2 = 71, Area 3 = 218, Area 4 = 504, Area 5= 146, Area 6 = 187, Area 7 = 101, Area 8 = 201, Area 9 = 262, No Area = 194

WE'VE GOT LOTS TO GIVE		
17. Do you currently help out in any of the following ways?		
1	Helping younger pupils at school or college	41
2	Coaching younger people in a sport or other activity	35
3	Doing things to help out people in your area	45
4	Other (please tell us)	25
	No reply	76
COMMENTS		
	Babysitting	2
	Babysitting for family and friends	2
	Dog sitting	2
	Help family	1
	Help my friends when they need help	1
	Help parents and relations	1
	I am a befriender helping youth around the school	1
	I do jack	1
	I don't	1
	I don't help out	1
	I used to help out at a local youth club	1
	No	3
	None	15
	Nothing	1
	Nothing to help young people	1
	Paper round	1
	Raising money, sponsor works	1
	Scouts, I'm a leader	1
	Take care of them if they hurt themselves	1
	Teach 5-11 year olds first aid	1
	Teach people in year below with pre desktop	1
	To help people where they are and where they go	1

Question 17 – Do you currently help out in any of the following ways?



- 1 = Helping younger pupils at school or college**
- 2 = Coaching younger people in a sport or other activity**
- 3 = Doing things to help out people in your area**
- 4 = Other**
- 5 = No reply**

A total of 2139 young people have completed the questionnaires.

The number of respondents from each area is: -

Area 1 = 255, Area 2 = 71, Area 3 = 218, Area 4 = 504, Area 5 = 146, Area 6 = 187, Area 7 = 101, Area 8 = 201, Area 9 = 262, No Area = 194

18. Would anything make you want to get involved helping out in your local area or with younger people?	
COMMENTS	
A place to do this	1
A reward of some kind for helping out	1
Acting	1
Advertising	1
Anything would want to make me get involved	1
Awards	1
Band	2
Children's home	1
Coaching football	1
Days out	1
Depends what it is	1
Discount card	1
Don't know	4
Football	5
Freebies	3
Fun activities	1
Fun clubs	1
Getting paid	2
Girls football team – yes	1
Go on more trips	1
Help people learn make learning easier for them	1
Helping in local area to take a better place	1
Helping young people with problems	2
I already do	1
I do jack	1
I don't know really	1
I would like to be rewarded for hard work	1
I would like to coach athletics	1
I would like to get reward	2
If it included something I enjoy and am good at	1
If it was for sports activities	1
If someone asked me	1
If there was prizes or rewards	1
If there was something I was good at to help with I would	1
If there was something in that for me	1
If they build a sports centre	1
If they go on trips	1
If we got benefits	1
Just ask us	1
Just depends how interesting and how helpful I find it	1
Make more friends	1
Maybe	1
Meeting a top footballer	1
Money	6
Money and a bigger park and 14-16 club	1

Money free cds	1
Money to help people	1
More activities	1
More clubs	1
More good feed back	1
No	18
No not really	5
No way	1
None	1
Not really	2
Not sure	6
Picking up rubbish	2
Presents	2
Presents for helping	2
Presents or be respected	1
Presents to give to people	1
Prizes	1
Rewards	2
Rugby	1
Some body famous	1
Sometimes	1
Sports	1
Sports coaching	1
Starting up football clubs	1
Things free	1
Trips out and sporting activities and maybe freebies	4
Unsure	2
Vouchers for shopping	1
Yes	12
Yes before I want to make more friends	1
Yes getting involved in a football club	1
Yes getting rewards	1
Yes I would like to help younger people in my area	1
Yes I would work with younger people	2
Yes if I could dj as a reward	1
Yes if I got extra top up on my cars to spend on activities	1
Yes if we got money or something	1
Yes if we get something in return - anything	1
Yes like a local football team	1
Yes more recognised	1
Youth centre	1

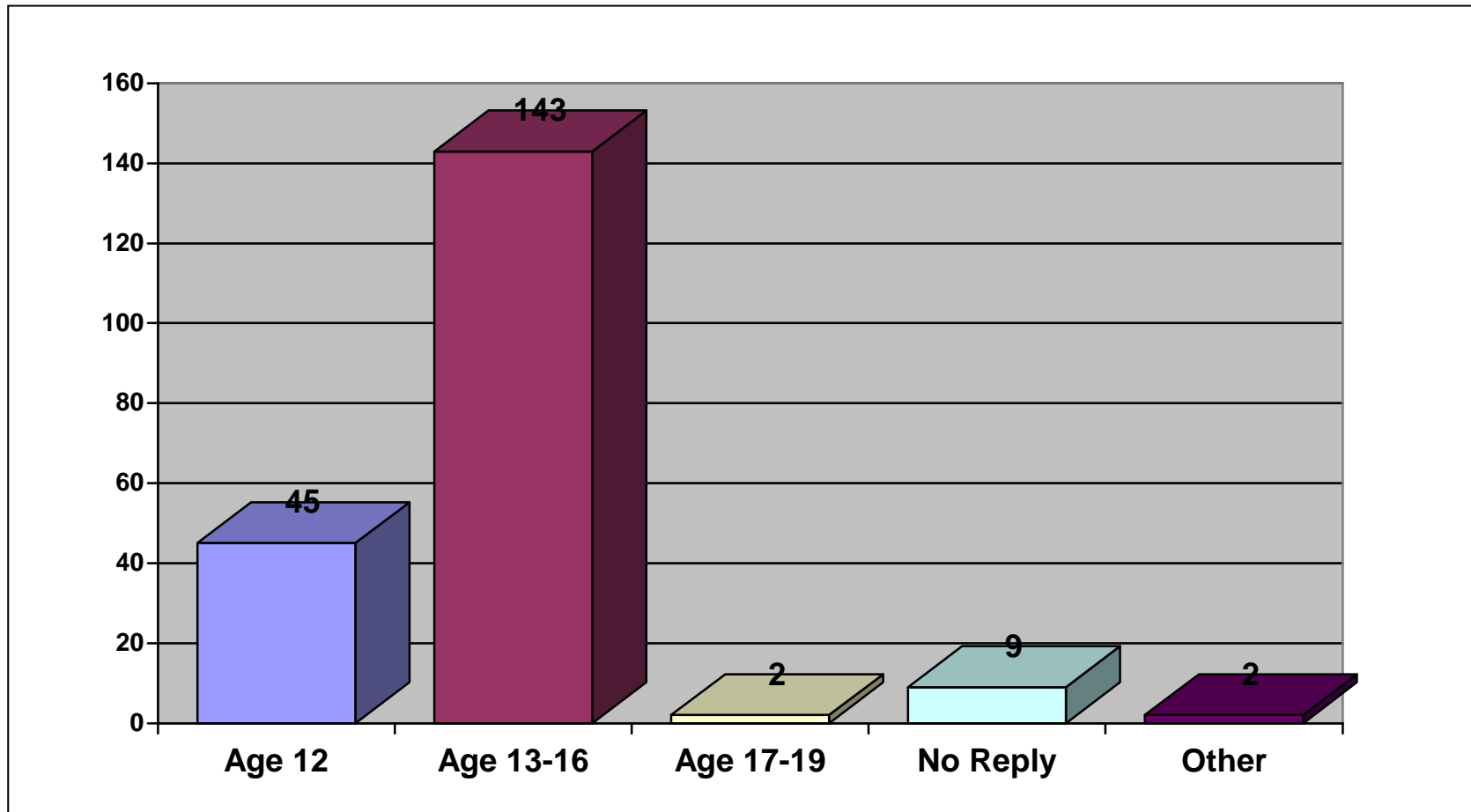
19. Is there anything else you think we should consider to make life better for teenagers? (Continue on another piece of paper if you need to)	
COMMENTS	
A club in our area and more paid part time jobs	1
A spray paint wall where you could spray your name	1
Better discipline and if they need help, help them out	1
Better facilities for hobbies and places to chill out	1
Café	3
Don't know	2
Free tickets to concerts, front row view and limo escort	1
Get activities for them to do what everyone likes to do	1
Get goalkeepers footy nets in the dell park so ball don't go in peoples gardens then we don't get done for going in cricket field	1
Get more young peoples voices heard	1
Get more youth clubs	2
Get us more things like skate parks	1
Get youth worker to come to our streets with advice about jobs and careers	1
Get YP involved in handing out leaflets	1
Getting paid to do something	1
Give a final warning	1
Give teenagers warning	1
Have a big dome for people playing music	1
Have a big dome where people can go	1
Have a football tournament	1
Have more places for us to go	1
I don't think all teenagers are trouble causers but if they are if they had something to do they wouldn't be such a problem	2
I don't think there is anything that can be done trouble makers are set in their ways and they will do it all the more with this	2
I think there should just be a youth club because that's all we need	1
I think you should do something fast because it is boring in Grimethorpe there is nothing to do.	1
If anyone gets done by the police they get a curfew	1
Just help our community to have more activities for us	4
Keep druggies out of the way of little kids	1
Let them help around other people	1
Listen more to us and do what we want	2
Make the local park a better safer place	1
Make youth clubs	1
Making places for teenagers to go	1

More areas for us to go as we only have our local park	1
More clubs	2
More community activities	1
More entertainment	1
More facilities where people can meet friends e.g. clubs cafes	1
More parks	2
More places but streets to hang out	1
More places to go hang out and do stuff and good clubs	5
More respect	1
More things to do in our area because there is no where to go due to drug abuse in our local park and this is the only place we can go	1
Motor bike tracks	3
Motor cross track	2
Naughty children put in an army kind of thing	1
New football pitches and basket ball courts	1
No	18
No drugs, no binge drinking, punish them	1
No nothing	1
No this has covered everything	1
Non smoking area, non drinking zones, dance nights at clubs	1
Not really	1
Not really because the more people get told no the more likely they are to do it	1
Not to go to school	1
Open a centre for youth with games somewhere off the streets	1
Open a place for them to go when they are in trouble	1
Problem clubs	1
Punish them right away	3
Somewhere else to meet friends	1
Somewhere to go that we could hang out or do our homework	1
Somewhere to keep us out of mischief/ trouble	2
Sports centre/ arena	5
Stop ASBO officers kicking us off places where we have gone for years	1
Stop ASBOs and police harassment	1
Stop bullying	1
Stop people selling drugs and drink	1
Swimming baths	4
The council should get together and do something for teenagers to keep them off the streets	1
They should do a perk and a activity zone	2

Try to tell teenagers to stop smoking and drinking	1
Yes	1
Yes don't leave needles about in local park	1
Yes I believe that more facilities should be build to keep teenagers off the street more	2
Yes keep smack heads out of park	2
Yes listen	2
Yes stop nosey people looking at what we do so we need to have somewhere to go	1
Youth Centre/ club	2
Youth club trips activities	1

ABOUT YOU		
20. Age		
1	13-16	143
2	17-19	2
3	Other (please tell us)	47
COMMENTS		
	Age 10	1
	Age 11	1
	Age 12	45
	No reply	9

Question 20 – About the person completing this questionnaire



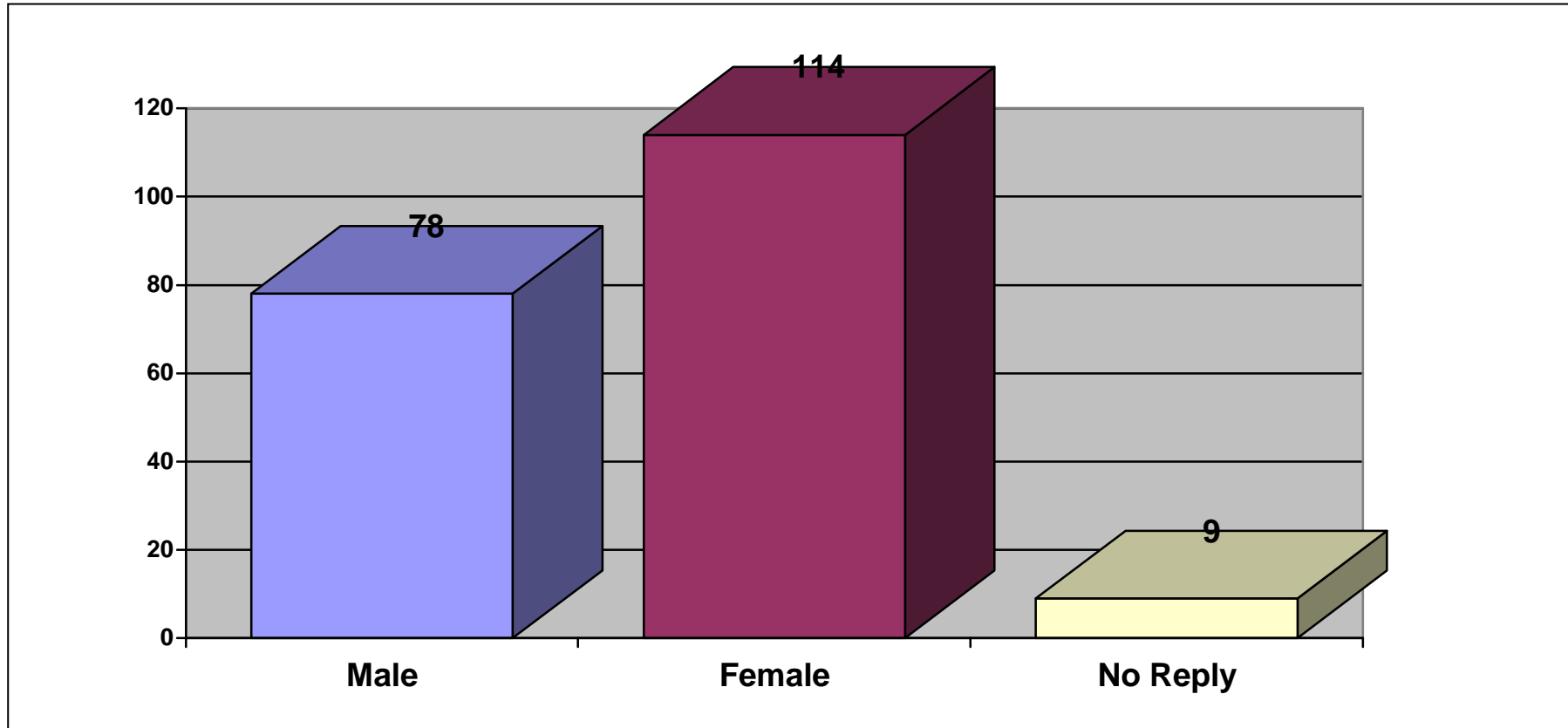
A total of 2139 young people have completed the questionnaires.

The number of respondents from each area is: -

Area 1 = 255, Area 2 = 71, Area 3 = 218, Area 4 = 504, Area 5 = 146, Area 6 = 187, Area 7 = 101, Area 8 = 201, Area 9 = 262, No Area = 194

21. Are you		
1	Male	78
2	Female	114
	No reply	9

Question 21 – About the person completing this questionnaire



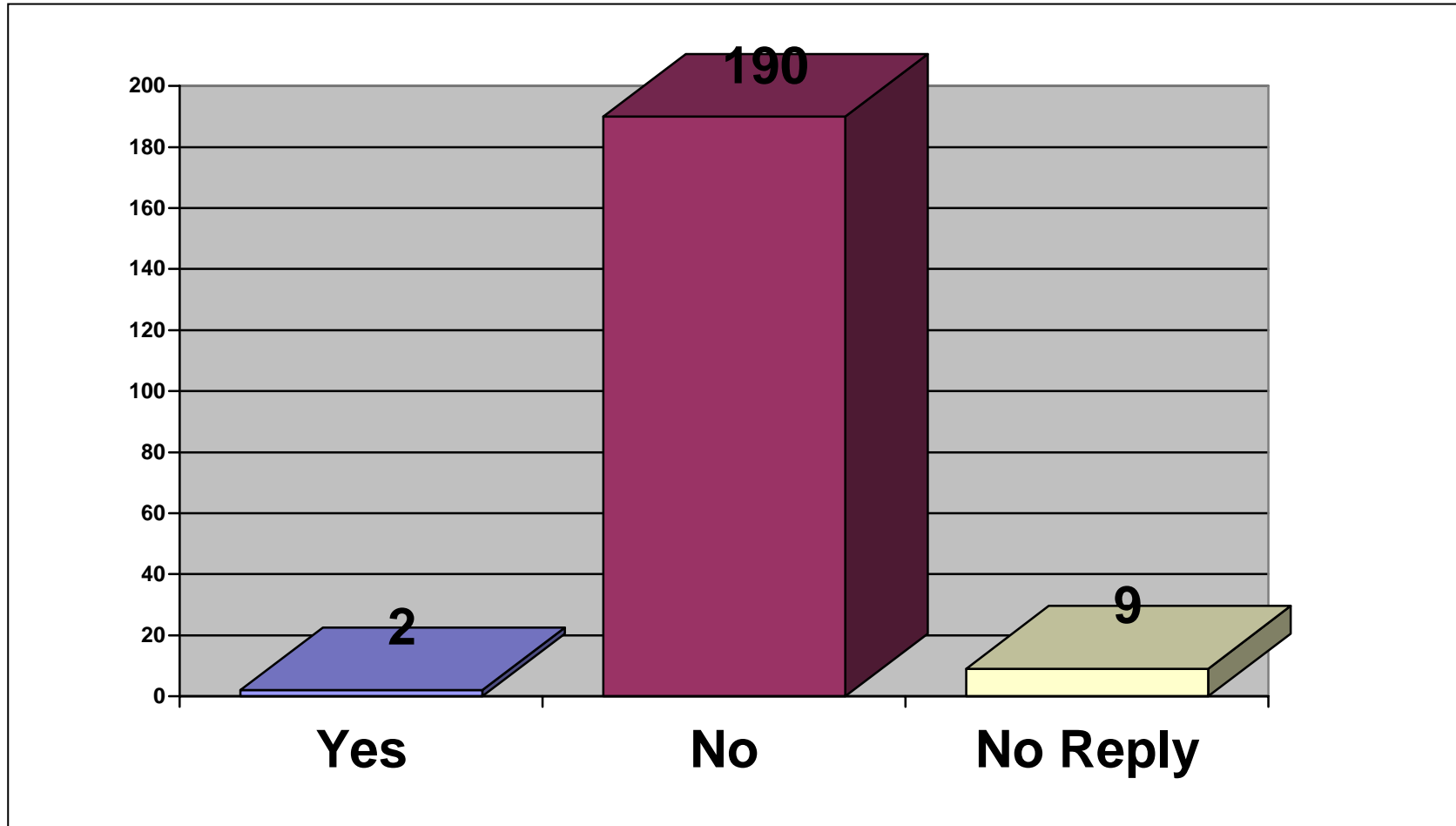
A total of 2139 young people have completed the questionnaires.

The number of respondents from each area is: -

Area 1 = 255, Area 2 = 71, Area 3 = 218, Area 4 = 504, Area 5 = 146, Area 6 = 187, Area 7 = 101, Area 8 = 201, Area 9 = 262, No Area = 194

22. Are you disabled or do you have any special needs		
1	Yes	2
2	No	190
	No reply	9

Question 22 – Are you disabled or do you have any special needs?



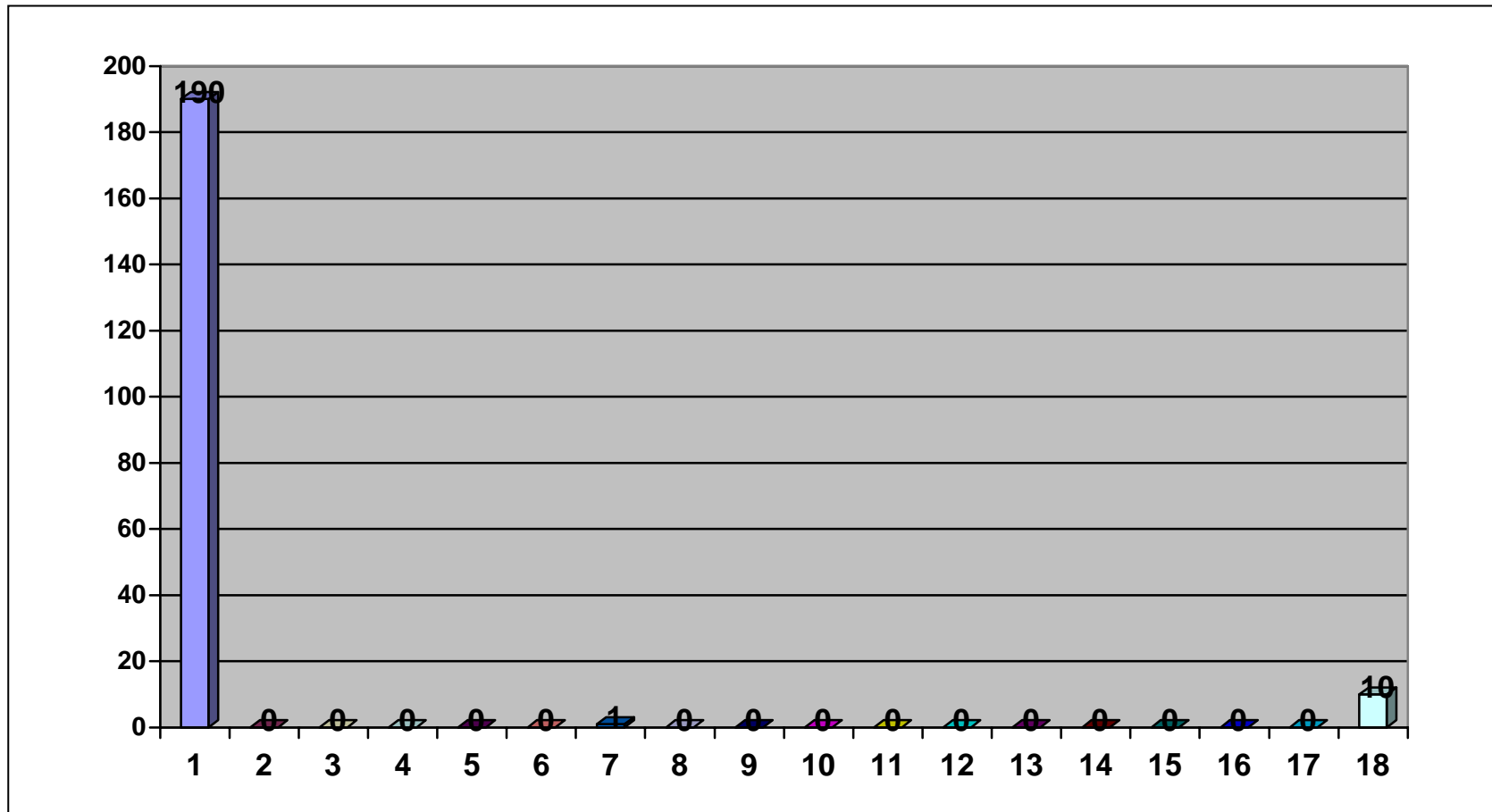
A total of 2139 young people have completed the questionnaires.

The number of respondents from each area is: -

Area 1 = 255, Area 2 = 71, Area 3 = 218, Area 4 = 504, Area 5 = 146, Area 6 = 187, Area 7 = 101, Area 8 = 201, Area 9 = 262, No Area = 194

23. What is your ethnic group		
White		
1	British	190
2	Irish	0
3	Other (please specify)	0
Black or black British		
4	Caribbean	0
5	African	0
6	Other (please tell us)	0
Mixed heritage		
7	White/black Caribbean	1
8	White/black African	0
9	White/Asian	0
10	Other (please tell us)	0
Asian or Asian British		
11	Indian	0
12	Bangladeshi	0
13	Pakistani	0
14	Other (please tell us)	0
Chinese		
15	Chinese	0
16	Other	0
Other		
17	Ethnic group (please tell us)	0
	No reply	10

Question 23 – What is your ethnic group?



1 = British

2 = Irish

3 = Other

4 = Caribbean

5 = African

6 = Black or Black British Other

7 = White/Black Caribbean

8 = White/Black African

9 = White/Asian

10 = Other

11 = Indian

12 = Bangladeshi

13 = Pakistani

14 = Other

15 = Chinese

16 = Other

17 = Ethnic Group

18 = No reply

A total of 2139 young people have completed the questionnaires.

The number of respondents from each area is: -

Area 1 = 255, Area 2 = 71, Area 3 = 218, Area 4 = 504, Area 5 = 146, Area 6 = 187, Area 7 = 101, Area 8 = 201, Area 9 = 262, No Area = 194

24. Where do you live		
1	London	0
2	South East (outside London)	0
3	South West	0
4	East Midlands	0
5	West Midlands	0
6	North West	0
7	Yorkshire & Humberside	201
8	Eastern England	0
9	Other (please tell us)	0