

YOUTH MATTERS QUESTIONNAIRE RESULTS

AREA 7
(101 Young People)

<u>CONTENTS</u>	<u>PAGE</u>
Introduction	1
Question 1. What activities do you do in the evenings or at weekends?	
Question and Comments	2
Graph showing number of respondents within area	3
Question 2. What activities do you wish were available in your area but currently aren't?	
Question and Comments	4 - 5
Question 3. If you had the opportunity to do up to four hours of activities, including sport, in your spare time each week, would you make use of it?	
Question	6
Graph showing number of respondents within area	7
Question 4. Where would you like to be able to go to meet friends?	
Question and Comments	8
Graph showing number of respondents within area	9
Question 5. If there were more places for young people to go, do you think it would stop some teenagers getting into trouble?	
Question	10
Graph showing number of respondents within area	11
Question 6. How would you like to be involved in improving things for teenagers in your area? (Tick any that you would like to be involved in)	
Question and Comments	12
Graph showing number of respondents within area	13
Question 7. How would you like to tell your local council what you think about activities and services for teenagers?	
Question and Comments	14
Graph showing number of respondents within area	15

CONTENTS

PAGE

Question 8. Would a card that gave you discounts and money to spend on activities encourage you to more activities in your spare time?

Question 16

Graph showing number of respondents within area 17

Question 9. Do you think your parents would top up your card with money for you to spend on activities?

Question 18

Graph showing number of respondents within area 19

Question 10. We think young people who misbehave or commit crimes should not get these discounts and top-ups. What do you think?

Question 20

Graph showing number of respondents within area 21

Question 11. Would you help out more in your community if what you did was recognised in some way?

Question 22

Graph showing number of respondents within area 23

Question 12. What kind of recognition or reward would encourage you to help out more in your community?

Question and Comments 24

Graph showing number of respondents within area 25

Question 13. Who do you go to now for information, help and advice? (For example: parent, friends, teachers, Connexions, youth worker, social worker, help lines).

Comments 26

Question 14. What do you think about the information, help and advice you receive?

Comments 27

Question 15. How would you like information and advice on your future education and career choices to be provided?

Question and Comments 28

Graph showing number of respondents within area 29

CONTENTS

PAGE

Question 16. If you were experiencing problems in your life, would you like to have one professional person you can trust to go to for advice and information?

Question 30

Graph showing number of respondents within area 31

Question 17. Do you currently help out in any of the following ways?

Question and Comments 32

Graph showing number of respondents within area 33

Question 18. Would anything make you want to get involved helping out in your local area or with younger people?

Comments 34

Question 19. Is there anything else you think we should consider to make life better for teenagers?

Comments 35

Question 20. Age

Comments 36

Graph showing number of respondents within area 37

Question 21. Are you? (Gender)

Table of figures within area 38

Graph showing number of respondents within area 39

Question 22. Are you disabled or do you have any special needs?

Comments 40

Graph showing number of respondents within area 41

Question 23. What is your ethnic group?

Comments 42

Graph showing number of respondents within area 43

Question 24. Where do you live?

Comments 44

Youth Matters

Introduction

On the 18th July the Government published the Youth Matters Green Paper (somewhere to go something to do) with a closing date for consultation with young people set for November 2005.

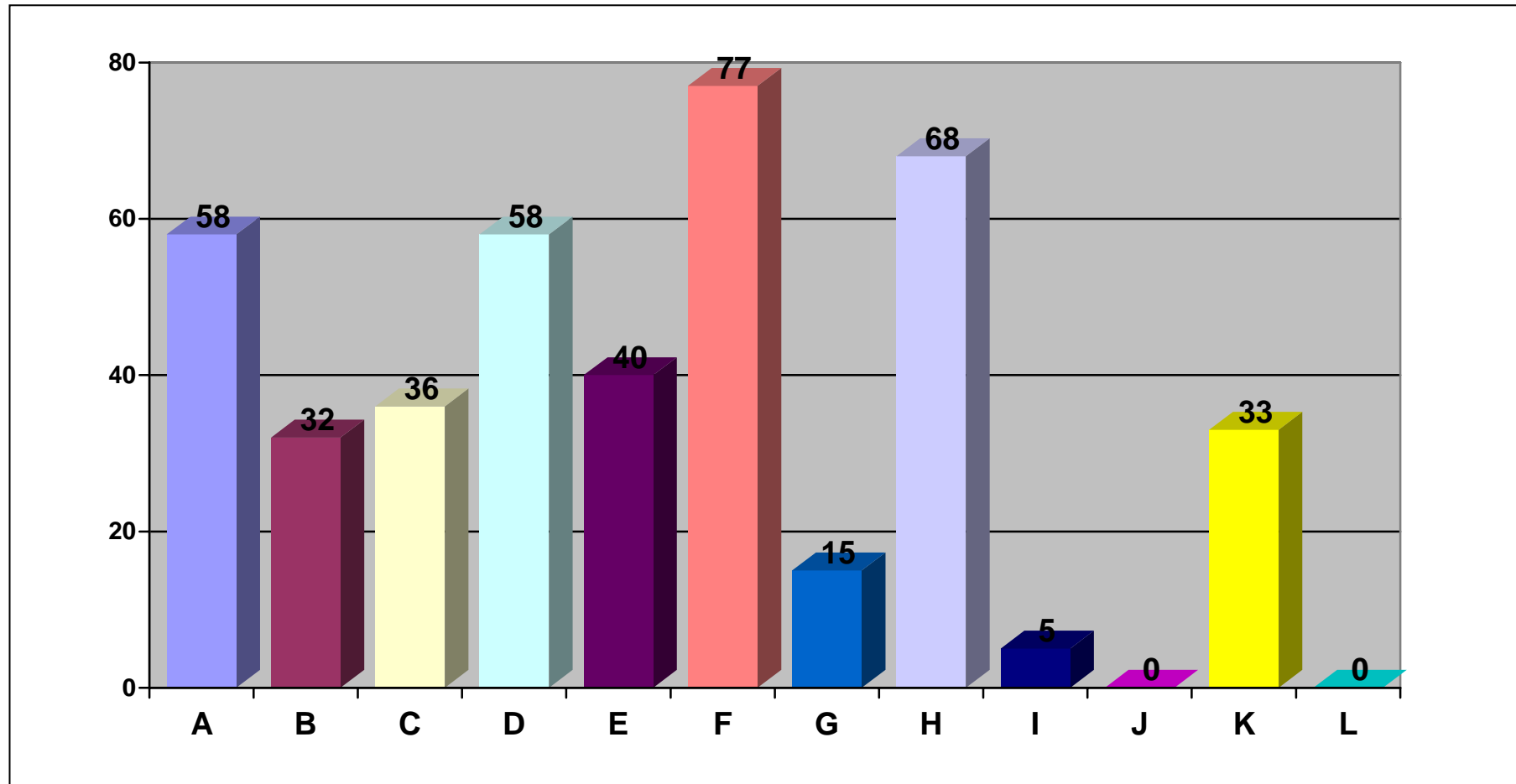
The Voice and Influence team within the Youth Service undertook the task of going out into their areas, which combined cover, the whole borough of Barnsley and asked young people to fill in the questionnaire that had been compiled by the DFES.

2,139 young people participated in filling in the questionnaires. The workers accessed young people through Secondary Schools, on the streets and in Youth Centres. What follows are the responses for Area 7, which is: -

Hoyland
Hoyland Common
Elsecar
Birdwell
Blacker Hill
Platts Common
Jump
Hemingfield

SOMETHING TO DO		
1. What activities do you do in the evenings or at weekends?		
A	Play Sport	58
B	Watch sport	32
C	Music – playing or DJ-ing	36
D	Shopping	58
E	Cinema	40
F	Meet friends	77
G	Dance or drama	15
H	Watch TV	68
I	Help out in your community	5
J	Nothing	0
K	Other (please tell)	33
	No reply	0
COMMENTS		
	Drama/ Acting	2
	Attend concerts	1
	Bike ride	1
	Bowling	1
	Brass band practice	1
	Cadets	3
	Climb trees	2
	Farming	1
	Fishing	2
	Gym	1
	Gymnastics	2
	Help out in community centre	1
	Horse riding	1
	Ice skating	3
	Mine in a slag heap	1
	Park	1
	PC	3
	PS2	2
	RC racing	1
	Ride motor bike	2
	Singing and dancing	1
	Snowboarding	1
	Swimming	1
	Walk dog	1
	Youth club	3

Question 1 – What activities do you do in the evenings or at weekends?



A = Play Sport

B = Watch Sport

C = Music – playing or DJ-ing

D = Shopping

E = Cinema

F = Meet Friends

G = Dance or Drama

H = Watch TV

I = Help out in your Community

J = Nothing

K = Other

L = No Reply

A total of 2139 young people have completed the questionnaires.

The number of respondents from each area is: -

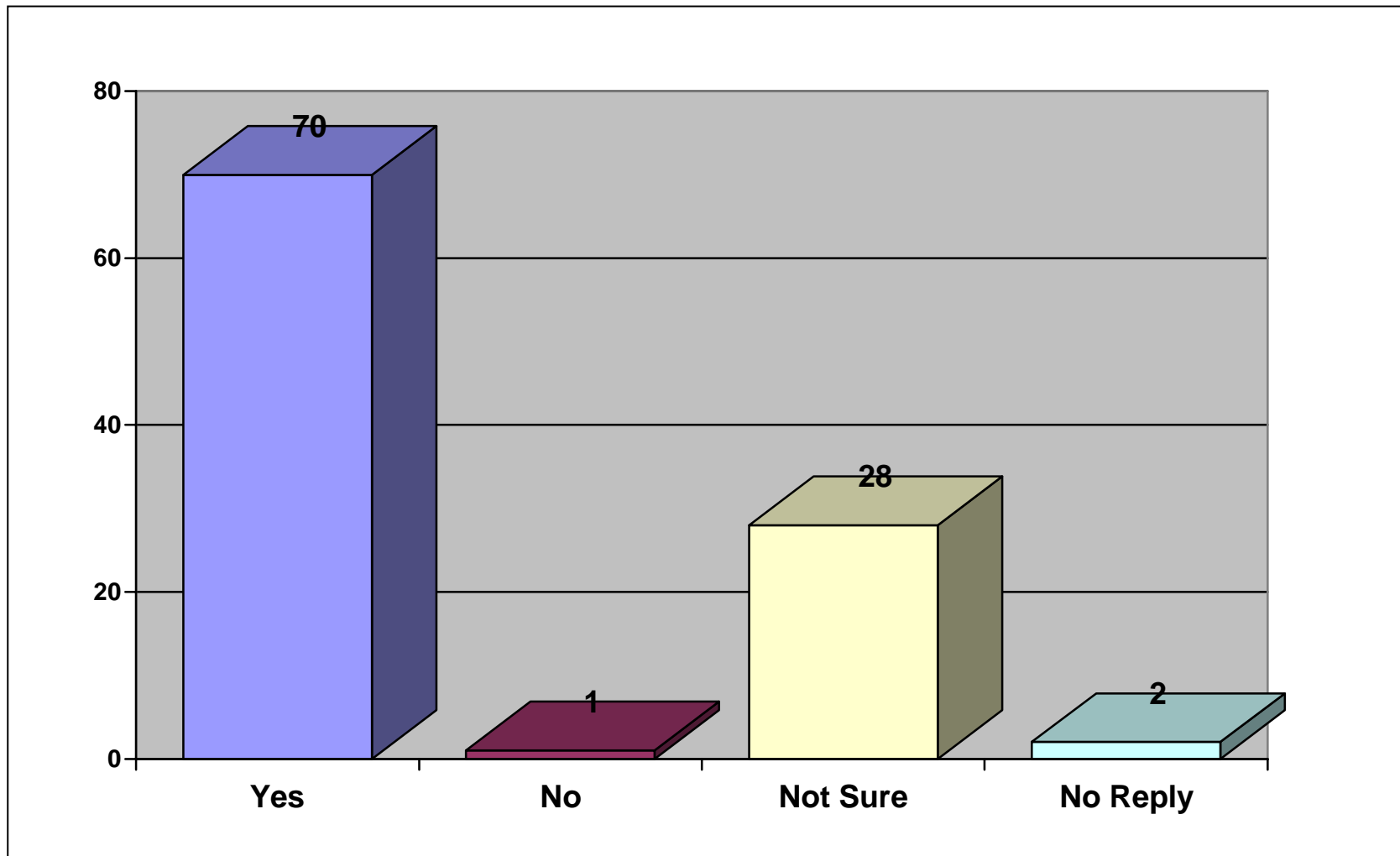
Area 1 = 255, Area 2 = 71, Area 3 = 218, Area 4 = 504, Area 5 = 146, Area 6 = 187, Area 7 = 101, Area 8 = 201, Area 9 = 262, No Area = 194

2. What activities do you wish were available in your area but currently aren't?	
COMMENTS	
A decent park with things to do in it	1
Better facilities in park – obstacle course, zip wire	1
Better park	1
Better play area with more equipment	1
Acting classes	1
Arts and dance club	3
Better swimming pool and leisure centre	2
Bike jumps	1
Bowling	5
Chill out places	1
Cinema	1
Clubs	1
Community centre	2
Cricket pitch	2
Dance, music, drama and theatre classes	14
Dodge ball court	1
Football pitch/ practice/ training	3
Groups and rock discos	1
Guitar lessons	1
Gymnastics	4
Hockey team	1
Horse riding	4
Ice skating	13
Jumps for bike	1
Laser quest	1
MC ing	1
More activities	1
More clothes shops	1
More drama	1
More football pitches	1
More parks	1
More sport and activities	3
Motocross track/ free lessons	4
Motorbike racing	1
New swings in park	1
Paint balling	3
Park	4
Place to ride motor bike	1
Play area for young children	1
Push bike track, dirt jumps	1
Quad biking	2
Recreation ground with lots of facilities e.g. playground, football pitch	1
Shopping/ shops	2
Singing	1
Skate park	4
Snowboarding	1

Sports pitches and arenas	2
Sports shop	2
Super bike racing	1
Survival courses	1
Swimming pool	1
Swimming pool – better	1
Tennis	1
Theatre	2
Well cut paths in the woods	1
Youth club	5

3. If you had the opportunity to do up to four hours of activities, including sport, in your spare time each week, would you make use of it?		
A	Yes	70
B	No	1
C	Not sure	28
	No reply	2

Question 3 – If you had the opportunity to do up to four hours of activities, including sport, in your spare time each week, would you make use of it?



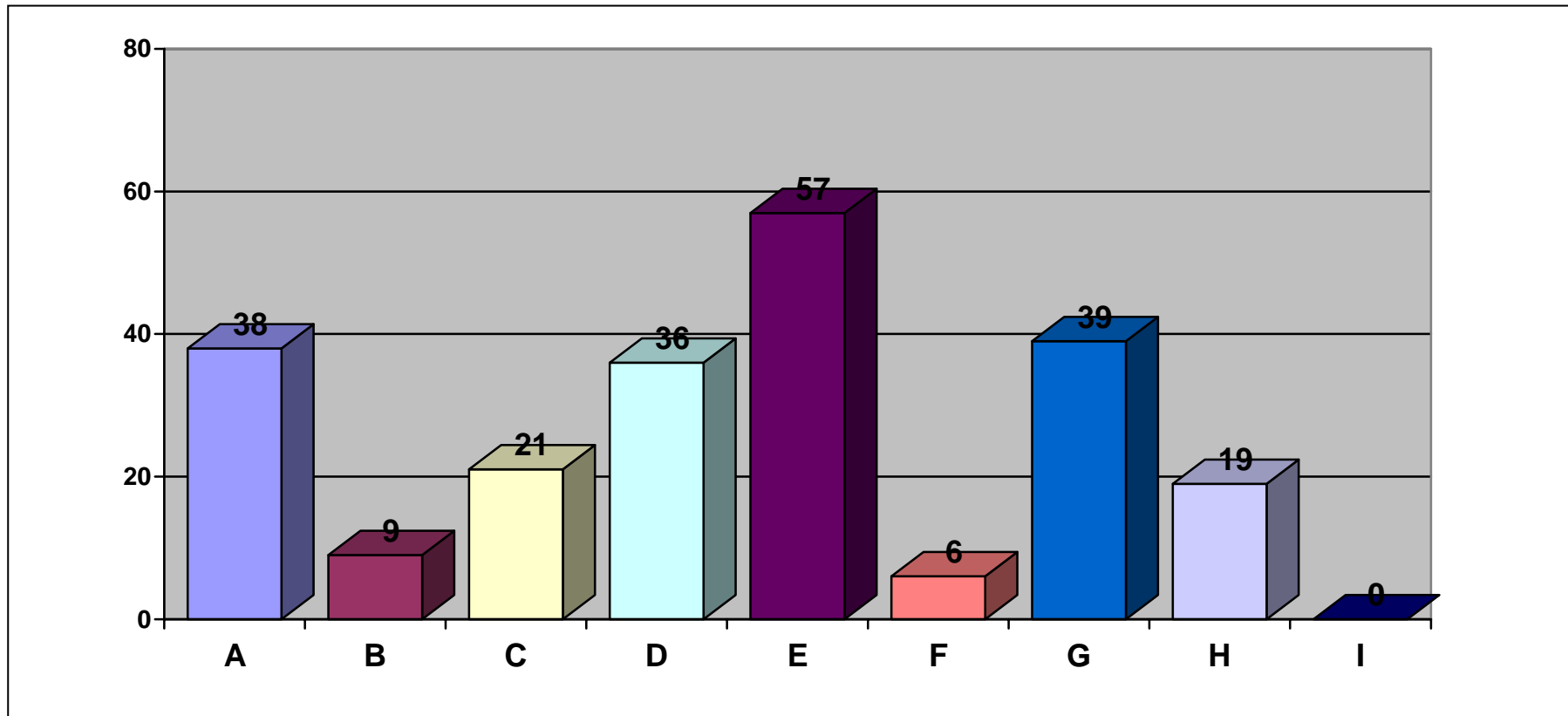
A total of 2139 young people have completed the questionnaires.

The number of respondents from each area is: -

Area 1 = 255, Area 2 = 71, Area 3 = 218, Area 4 = 504, Area 5 = 146, Area 6 = 187, Area 7 = 101, Area 8 = 201, Area 9 = 262, No Area = 194

SOMEWHERE TO GO		
4. Where would you like to be able to go to meet friends?		
A	Youth club	38
B	Community centre	9
C	Café/coffee shop	21
D	Shopping centre	36
E	Local park	57
F	Mobile youth centre	6
G	Sports centre	39
H	Other (please tell us)	19
	No reply	0
COMMENTS		
	Dodge ball or football area	1
	Each others houses	2
	Gym	1
	Houses	5
	Outside my house	3
	Outside shops	1
	School	1
	Skate park	1
	Streets	2
	Streets and house	1
	Woods	1

Question 4 – Where would you like to go to be able to meet friends?



- | | | | | | |
|---|---|-------------------|---|---|------------------------|
| A | = | Youth Club | F | = | Mobile Youth Centre |
| B | = | Community Centre | G | = | Sports Centre |
| C | = | Café/ Coffee Shop | H | = | Other (please tell us) |
| D | = | Shopping Centre | I | = | No Reply |
| E | = | Local Park | | | |

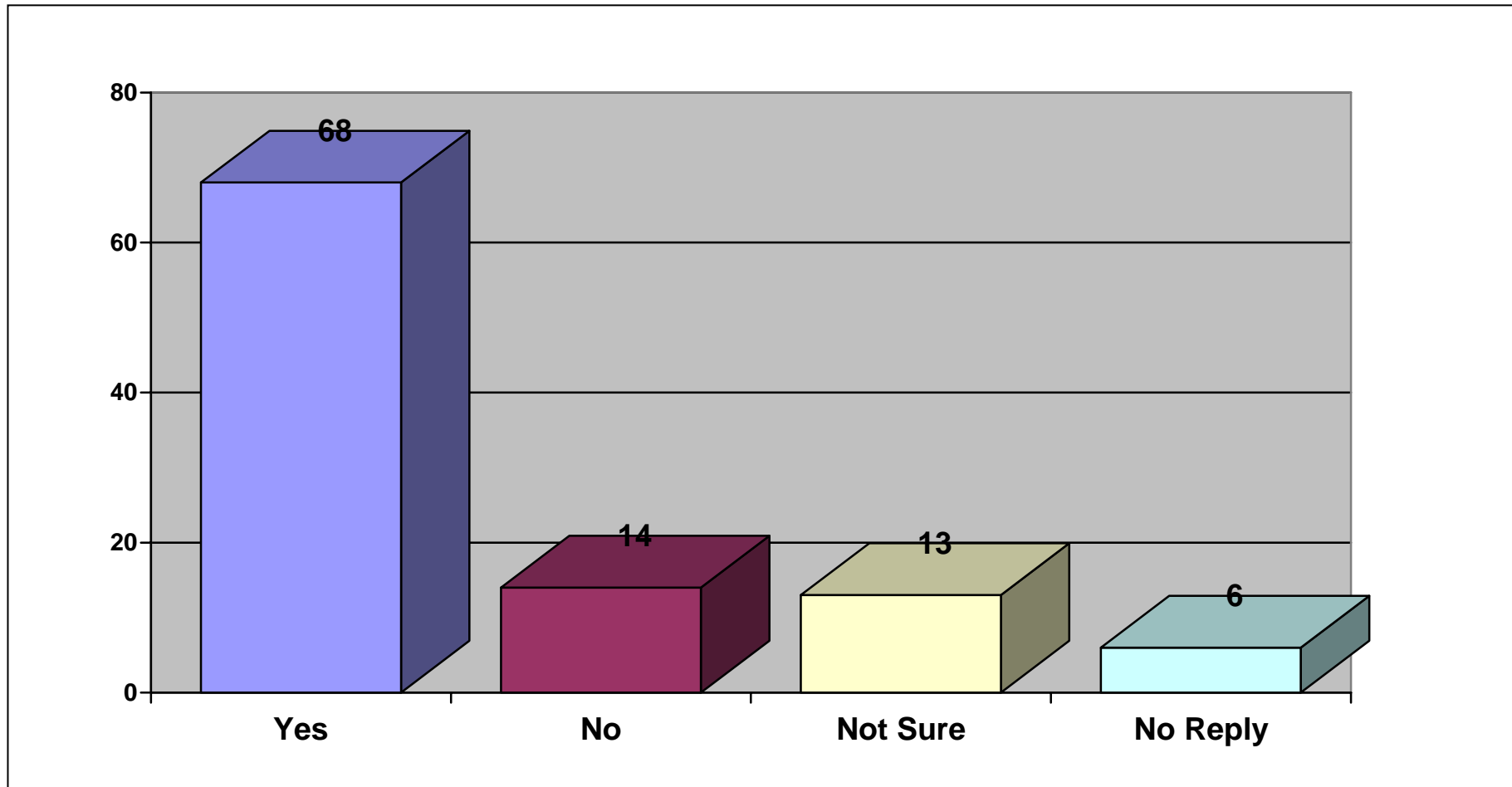
A total of 2139 young people have completed the questionnaires.

The number of respondents from each area is: -

Area 1 = 255, Area 2 = 71, Area 3 = 218, Area 4 = 504, Area 5 = 146, Area 6 = 187, Area 7 = 101, Area 8 = 201, Area 9 = 262, No Area = 194

5. If there were more places for young people to go, do you think it would stop some teenagers getting into trouble?		
A	Yes	68
B	No	14
C	Not sure	13
	No reply	6

Question 5 – If there were more places for young people to go, do you think it would stop some teenagers getting into trouble?



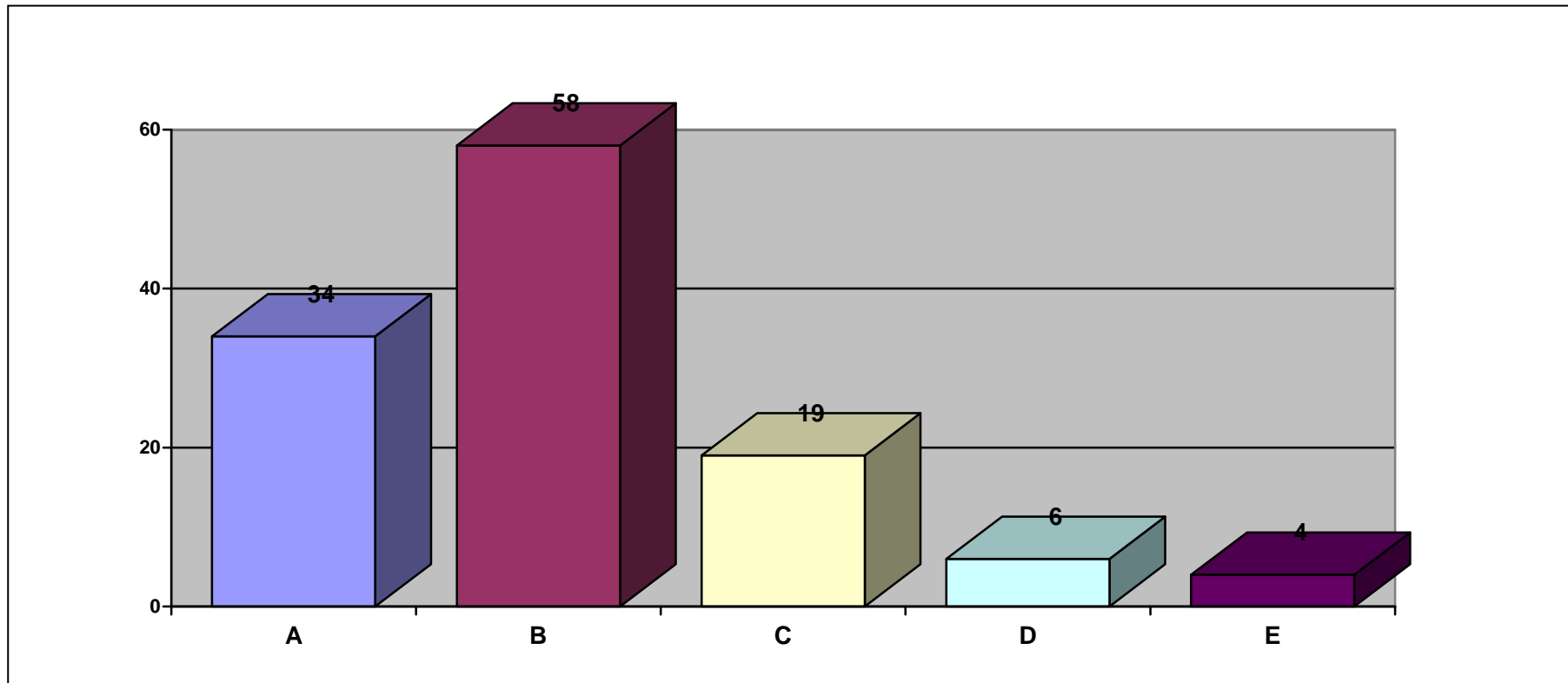
A total of 2139 young people have completed the questionnaires.

The number of respondents from each area is: -

Area 1 = 255, Area 2 = 71, Area 3 = 218, Area 4 = 504, Area 5 = 146, Area 6 = 187, Area 7 = 101, Area 8 = 201, Area 9 = 262, No Area = 194

TALKING ABOUT WHAT MATTERS TO YOU		
6. How would you like to be involved in improving things for teenagers in your area? (Tick any that you would like to be involved in?)		
A	Take part in an inspection of how good local activities and services are	34
B	Help decide how your local council spends money on providing activities	58
C	Don't think young people should get involved in these kinds of decisions	19
D	Other (please tell us)	6
	No Reply	4
COMMENTS		
	Let other young people do it	1
	Become a local anti social behaviour informer	1
	Test ideas	1
	Make local park better	1
	Ask us what we want	1
	Make a documentary about good and bad facilities in area	1

Question 6 – How would you like to be involved in improving things for teenagers in your area?



- A = Take part in an inspection of how good local activities and services are**
- B = Help decide on how your local Council spends money on providing activities**
- C = Don't think that young people should get involved in these kind of decisions**
- D = Other**
- E = No reply**

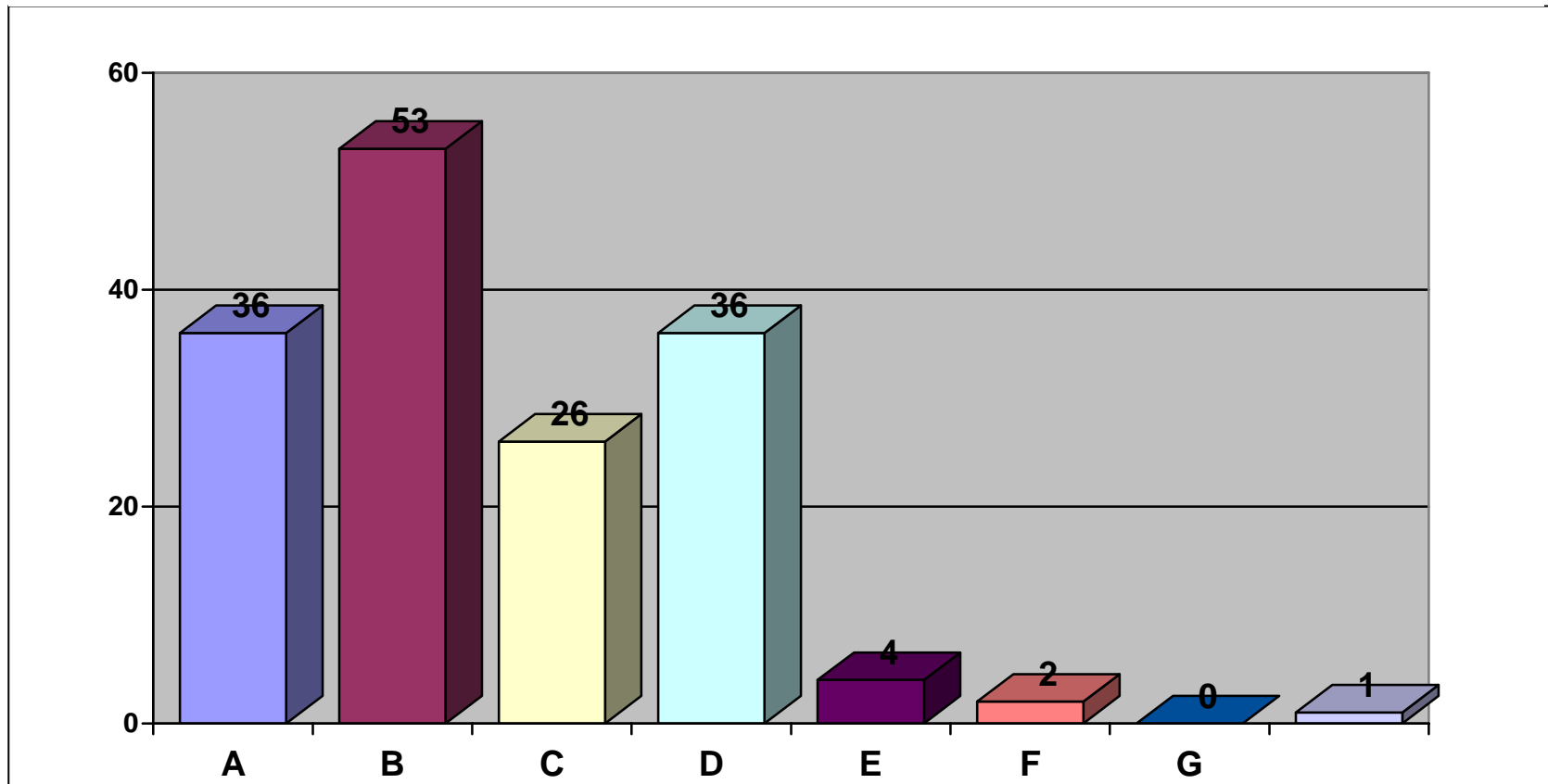
A total of 2139 young people have completed the questionnaires.

The number of respondents from each area is: -

Area 1 = 255, Area 2 = 71, Area 3 = 218, Area 4 = 504, Area 5 = 146, Area 6 = 187, Area 7 = 101, Area 8 = 201, Area 9 = 262, No Area = 194

7. How would you like to tell your local council what you think about activities and services for teenagers?		
A	Attend a meeting	36
B	Fill in a questionnaire	53
C	Have your say on a website or by email	26
D	Through your school or college	36
E	Don't want to be involved	4
F	Other (please tell us)	2
	No reply	0
COMMENTS		
	Send a letter	1

Question 7 – How would you like to tell your local Council what you think about activities and services for teenagers?



- A = Attend meetings**
- B = Fill in a questionnaire**
- C = Have your say on a website or by email**
- D = Through your school or college**
- E = Don't want to be involved**
- F = Other**
- G = No reply**

A total of 2139 young people have completed the questionnaires.

The number of respondents from each area is: -

Area 1 = 255, Area 2 = 71, Area 3 = 218, Area 4 = 504, Area 5= 146, Area 6 = 187, Area 7 = 101, Area 8 = 201, Area 9 = 262, No Area = 194

ENCOURAGEMENT

8. Would a card that gave you discounts and money to spend on activities encourage you to do more activities in your spare time?

A	Yes	90
B	No	0
C	Not sure	11
	No reply	0

Question 8 – Would a card that gave you discounts and money to spend on activities encourage you to do more activities in your spare time?



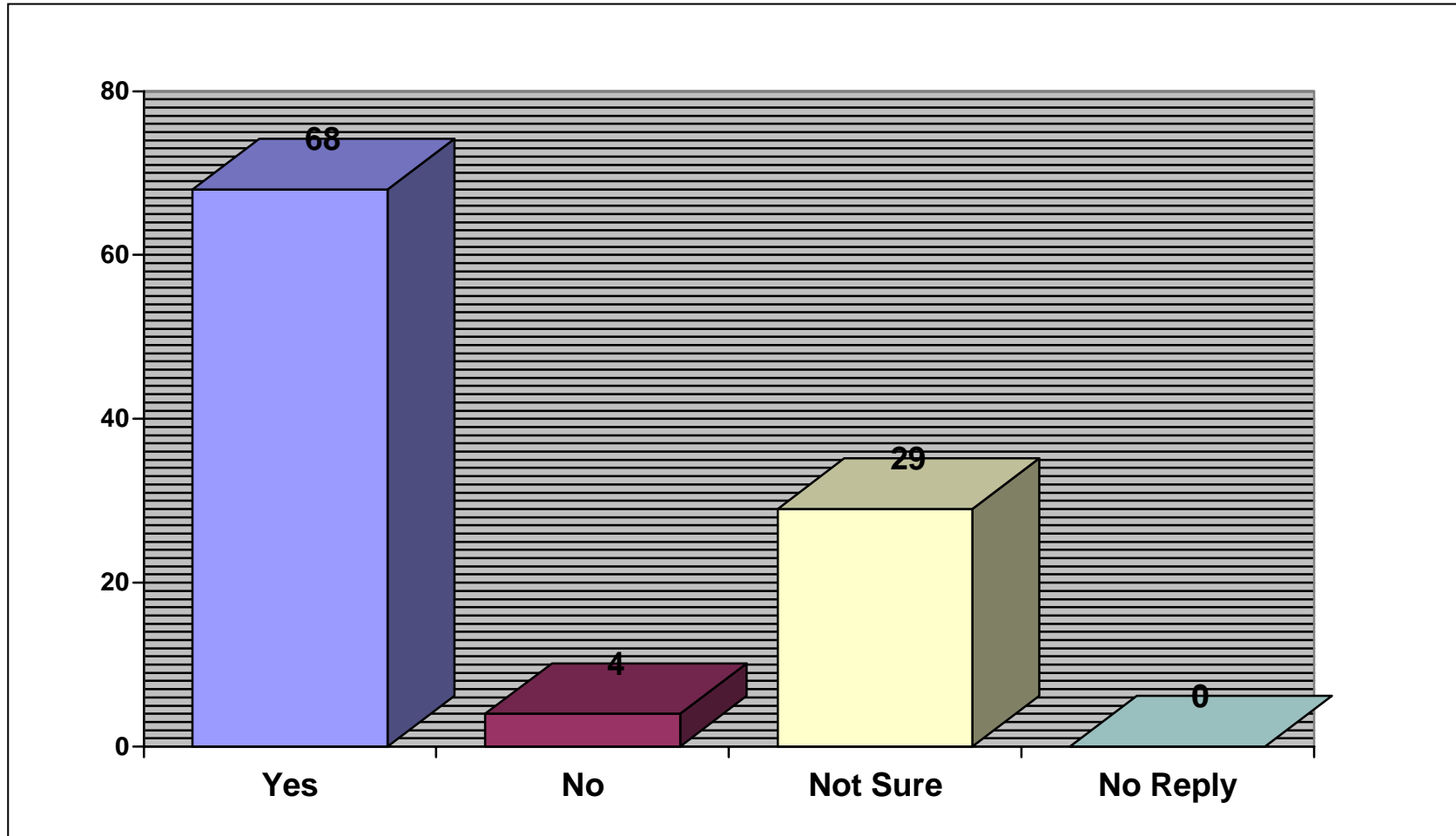
A total of 2139 young people have completed the questionnaires.

The number of respondents from each area is: -

Area 1 = 255, Area 2 = 71, Area 3 = 218, Area 4 = 504, Area 5 = 146, Area 6 = 187, Area 7 = 101, Area 8 = 201, Area 9 = 262, No Area = 194

9. Do you think your parents would top up your card with money for you to spend on activities		
A	Yes	68
B	No	4
C	Not sure	29
	No reply	0

Question 9 – Do you think your parents would top up your card with money for you to spend on activities?



A total of 2139 young people have completed the questionnaires.

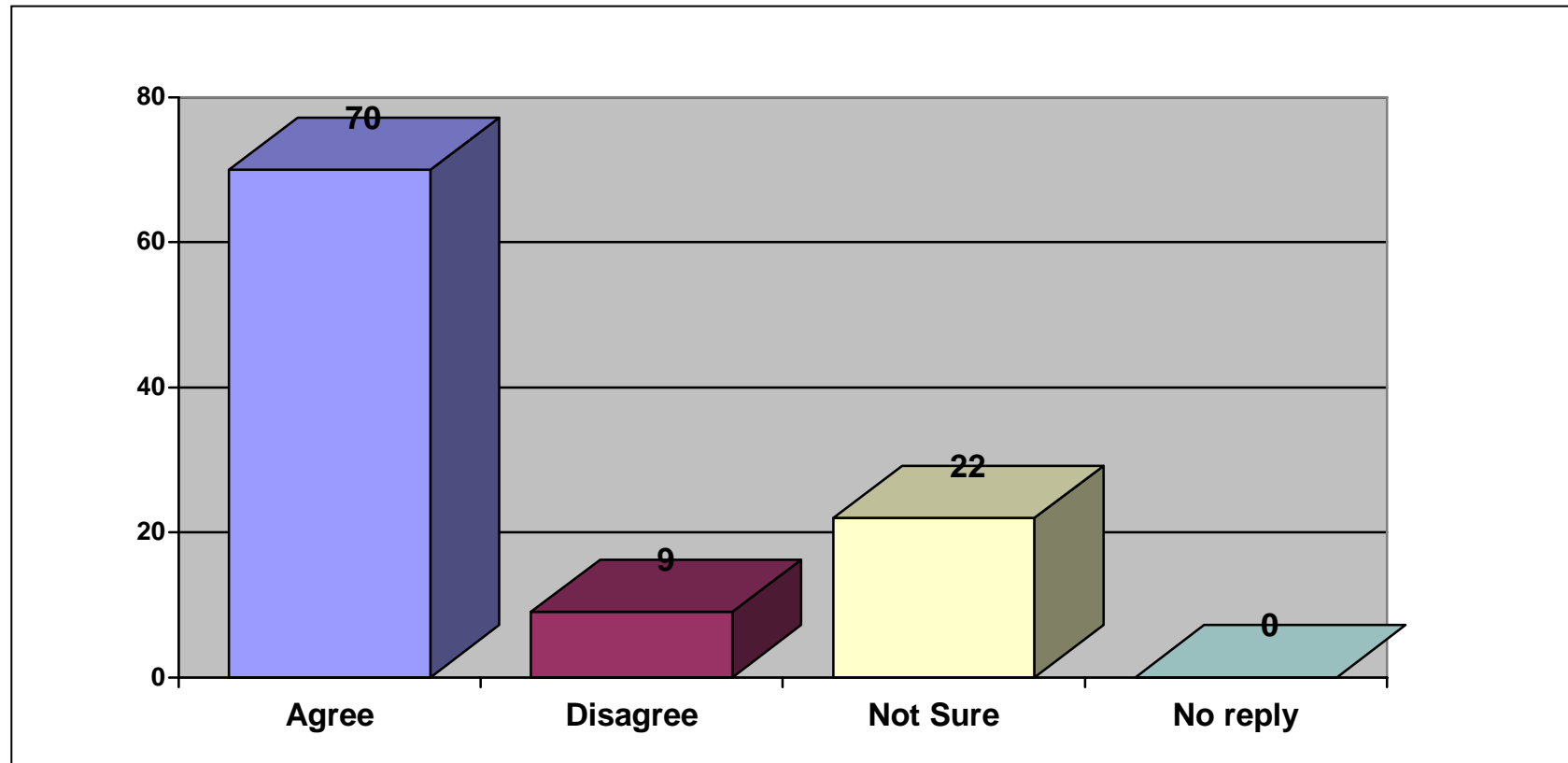
The number of respondents from each area is: -

Area 1 = 255, Area 2 = 71, Area 3 = 218, Area 4 = 504, Area 5 = 146, Area 6 = 187, Area 7 = 101, Area 8 = 201, Area 9 = 262, No Area = 194

10. We think young people who misbehave or commit crimes should not get these discounts and top-ups. What do you think?

A	Agree	70
B	Disagree	9
C	Not sure	22
	No reply	0

Question 10 – We think young people who misbehave or commit crimes should not get these discounts and top-ups. What do you think?



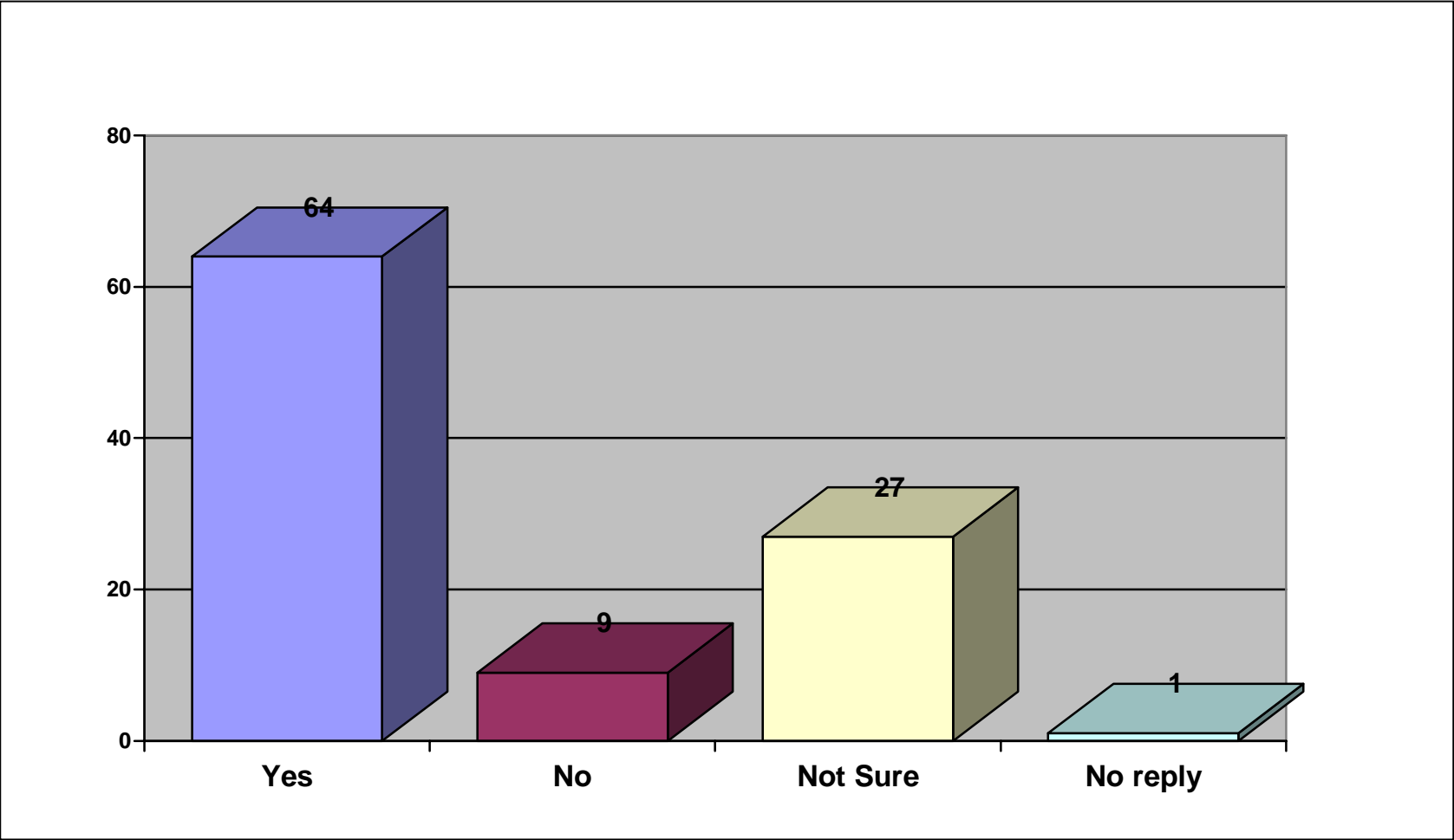
A total of 2139 young people have completed the questionnaires.

The number of respondents from each area is: -

Area 1 = 255, Area 2 = 71, Area 3 = 218, Area 4 = 504, Area 5 = 146, Area 6 = 187, Area 7 = 101, Area 8 = 201, Area 9 = 262, No Area = 194

11. Would you help out more in your community if what you did was recognised in some way?		
A	Yes	64
B	No	9
C	Not sure	27
	No reply	1

Question 11 – Would you help out more in your community if what you did was recognised in some way?



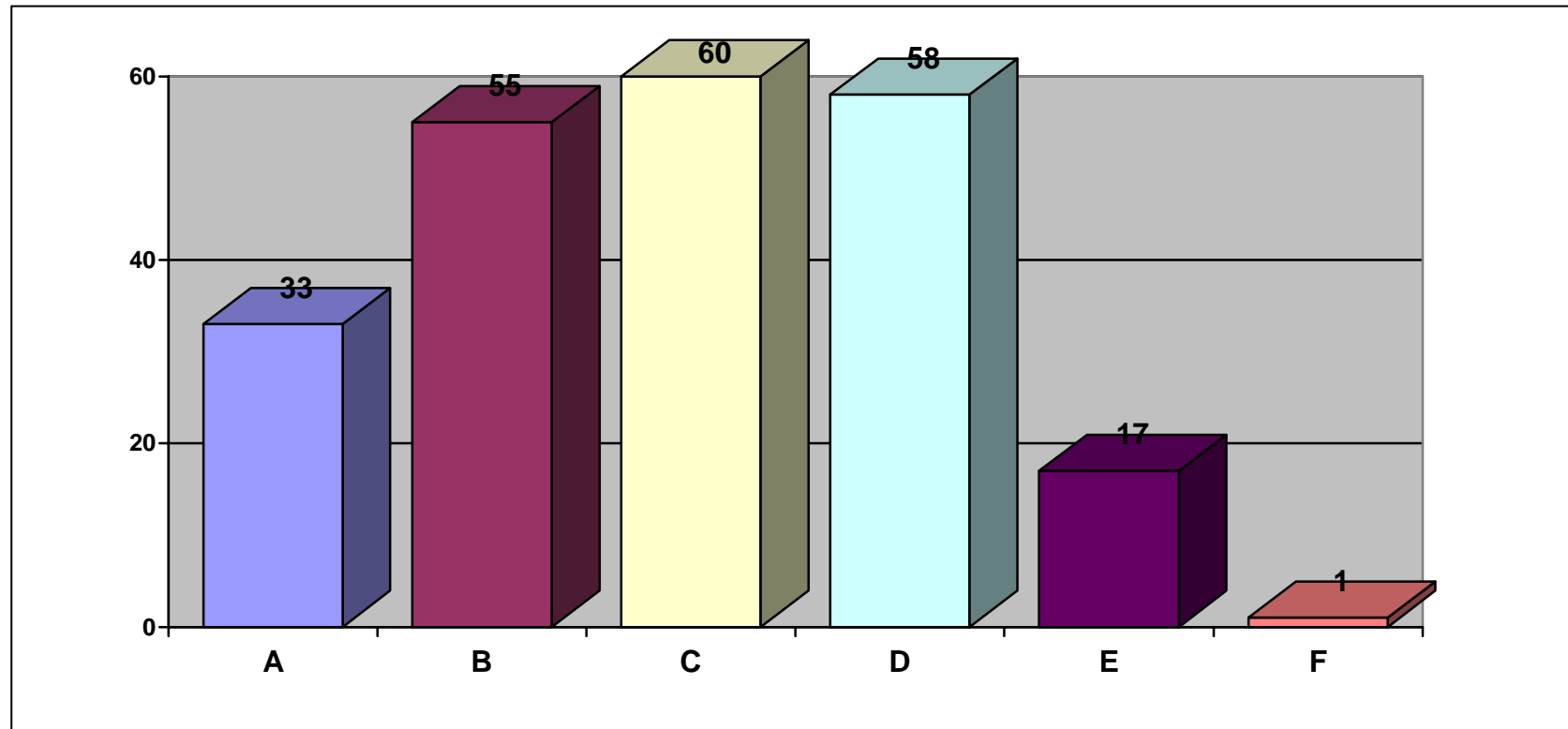
A total of 2139 young people have completed the questionnaires.

The number of respondents from each area is: -

Area 1 = 255, Area 2 = 71, Area 3 = 218, Area 4 = 504, Area 5 = 146, Area 6 = 187, Area 7 = 101, Area 8 = 201, Area 9 = 262, No Area = 194

12. What kind of recognition or reward would encourage you to help out more in your community? (Tick any that would encourage you to get involved more)		
A	An award or certificate	33
B	Things like CDs or ringtones	55
C	Extra-top-ups on your card to spend on activities	60
D	The chance to win the opportunity to go to big events or meet important people	58
E	Other (please tell us)	17
	No reply	1
COMMENTS		
	Attend concerts	2
	Concert or football tickets	1
	Games	1
	Go backstage	1
	Money	7
	Points system and so many win a big prize e.g. games consoles	1
	PS2 games	1
	Shopping vouchers	1
	The holiday of a lifetime	1
	Vouchers	2

Question 12 – What kind of recognition or reward would encourage you to help out more in your community?



- A = An award or certificate
- B = Things like CDs or ringtones
- C = Extra-top-ups on your card to spend on activities
- D = The chance to win the opportunity to go to big events or meet important people
- E = Other
- F = No Reply

A total of 2139 young people have completed the questionnaires.

The number of respondents from each area is: -

Area 1 = 255, Area 2 = 71, Area 3 = 218, Area 4 = 504, Area 5 = 146, Area 6 = 187, Area 7 = 101, Area 8 = 201, Area 9 = 262, No Area = 194

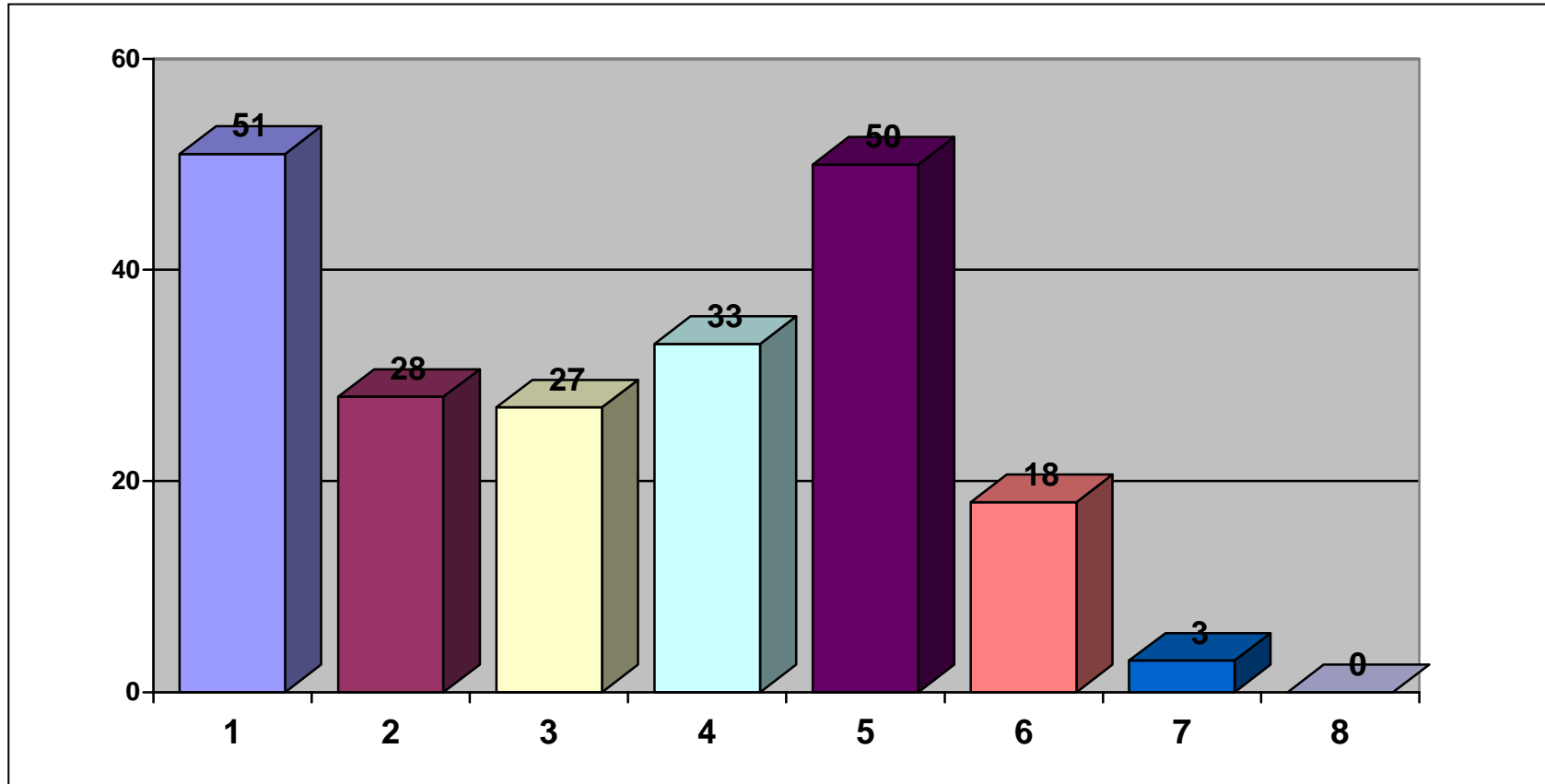
INFORMATION AND SUPPORT**13. Who do you go to now for information, help and advice?) For example: parent, friends, teachers, Connexions, youth worker, social worker, help lines.)****COMMENTS**

Anyone I can find	1
Connexions	1
Councillors	1
Family	5
Friends	40
Help-lines	2
Information board	1
Internet	1
No one	5
Parents	74
Police website	2
Social worker	1
Teachers	16
The Barn	1
Youth worker	5

14. What do you think about the information, help and advice you receive?	
COMMENTS	
A mix of good and bad	1
All right	2
Definitely	1
Depends	1
Don't get any	3
Don't know	3
Don't know if its trustworthy	1
Excellent	1
Good	17
Its not but it helps a little	1
Mostly ok, some could be better	1
Not very good	4
Not very good but mostly ok	1
OK	17
Ok but could be better	1
Ok but embarrassed with face to face talking	1
Rubbish	6
Sometimes good	2
Sometimes good, sometimes bad	2
Useful	1
Useless	2
Very good	11
Very helpful	1
Would like to know more about sex education	1

15. How would you like information and advice on your future education and career choices to be provided?		
1	Face to face	51
2	On a website	28
3	Over the telephone	27
4	Visits from young adults already in work	33
5	Work experience	50
6	By text messaging	18
7	Other (please tell us)	3
	No reply	0
COMMENTS		
	Leaflets	1
	Emails	1

Question 15 – How would you like information and advice on your future education and career choices to be provided?



- | | |
|-----------------------------------------------------|------------------------------|
| 1 = Face to face | 5 = Work experience |
| 2 = On a website | 6 = By text messaging |
| 3 = Over the telephone | 7 = Other |
| 4 = Visits from young adults already in work | 8 = No reply |

A total of 2139 young people have completed the questionnaires.

The number of respondents from each area is: -

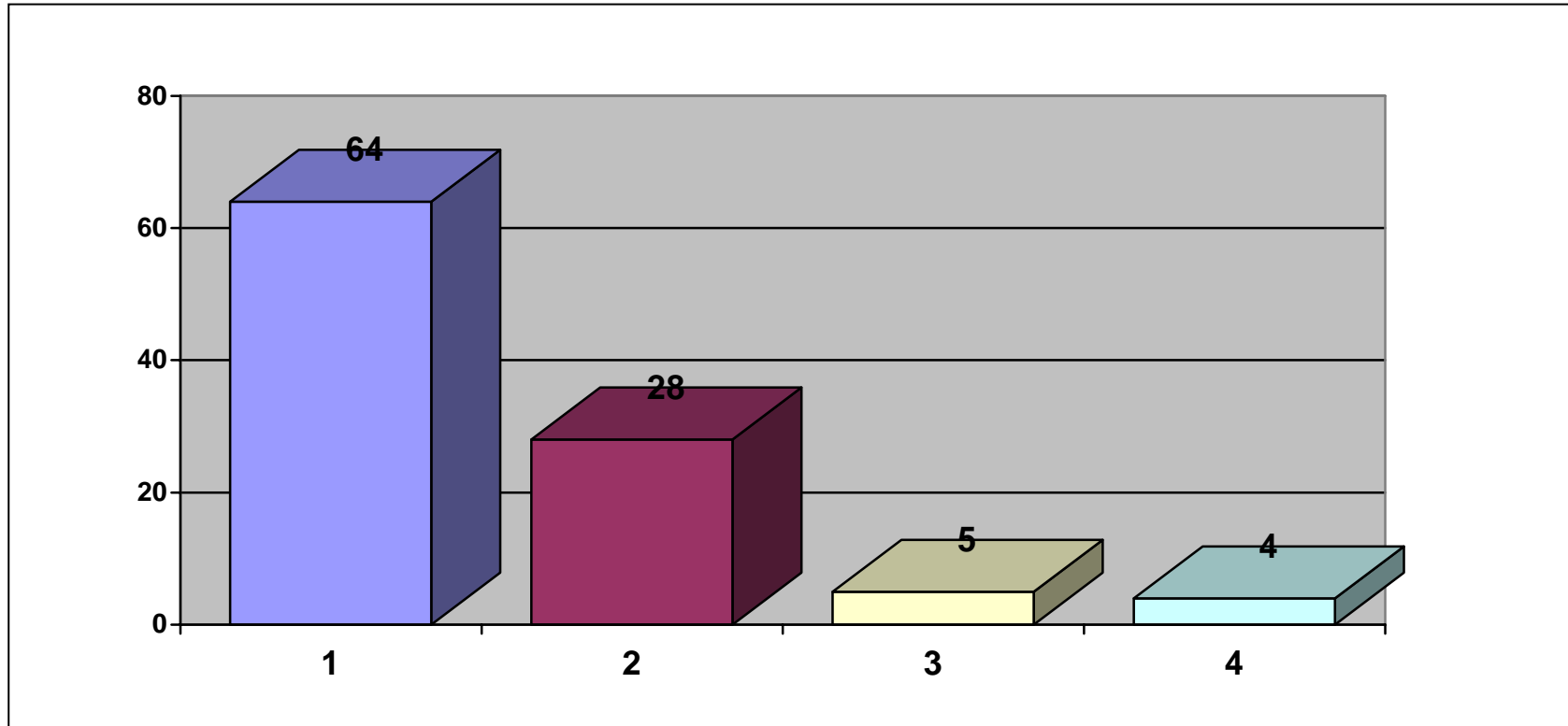
Area 1 = 255, Area 2 = 71, Area 3 = 218, Area 4 = 504, Area 5 = 146, Area 6 = 187, Area 7 = 101, Area 8 = 201, Area 9 = 262, No Area = 194

WHO TO TALK TO		
----------------	--	--

16. If you were experiencing problems in your life, would you like to have one professional person you can trust to go to for advice and information?		
--------------------------------------------------------------------------------------------------------------------------------------------------------------	--	--

1	I would prefer this	64
2	It wouldn't make any difference to me	28
3	It would be worse	5
	No reply	4

Question 16 – If you were experiencing problems in your life, would you like to have one professional person you can trust to go to for advice and information?



- 1 = I would prefer this**
- 2 = It wouldn't make any difference to me**
- 3 = It would be worse**
- 4 = No reply**

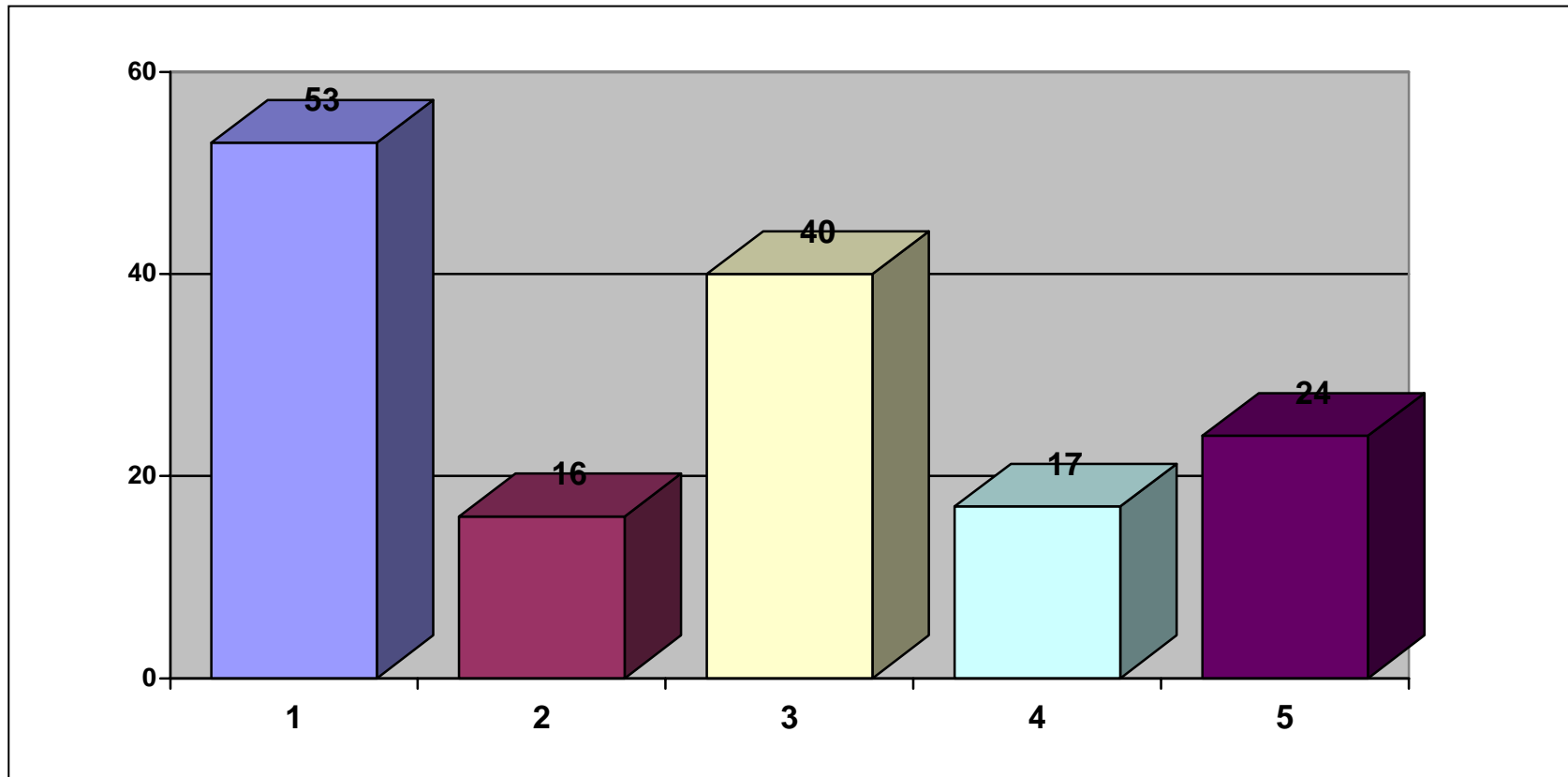
A total of 2139 young people have completed the questionnaires.

The number of respondents from each area is: -

Area 1 = 255, Area 2 = 71, Area 3 = 218, Area 4 = 504, Area 5 = 146, Area 6 = 187, Area 7 = 101, Area 8 = 201, Area 9 = 262, No Area = 194

WE'VE GOT LOTS TO GIVE		
17. Do you currently help out in any of the following ways?		
1	Helping younger pupils at school or college	33
2	Coaching younger people in a sport or other activity	16
3	Doing things to help out people in your area	40
4	Other (please tell us)	17
	No reply	24
COMMENTS		
	Babysitting	1
	Fan a computer course in primary school	1
	Help family	3
	Help friend beat problems	1
	Help out around the house	1
	Help younger family members	1
	Look after a little boy	1
	Pilley posse clear up local area	1
	Teach sister to play drums	1
	Walk dogs for elderly	1
	Walk dogs for people who can't	1
	Welland House	1
	Youth Group	1

Question 17 – Do you currently help out in any of the following ways?



- 1 = Helping younger pupils at school or college**
- 2 = Coaching younger people in a sport or other activity**
- 3 = Doing things to help out people in your area**
- 4 = Other**
- 5 = No reply**

A total of 2139 young people have completed the questionnaires.

The number of respondents from each area is: -

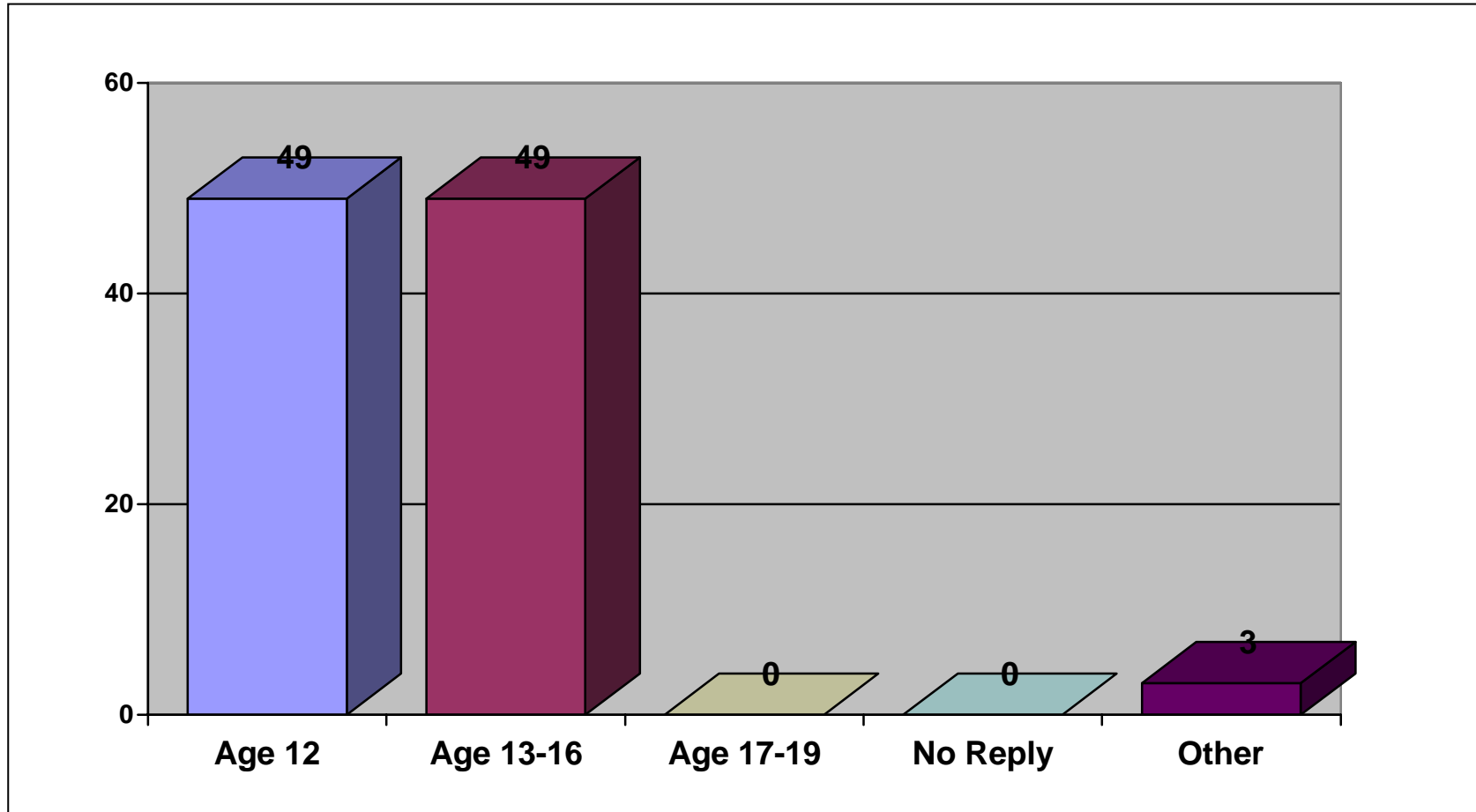
Area 1 = 255, Area 2 = 71, Area 3 = 218, Area 4 = 504, Area 5 = 146, Area 6 = 187, Area 7 = 101, Area 8 = 201, Area 9 = 262, No Area = 194

18. Would anything make you want to get involved helping out in your local area or with younger people?	
COMMENTS	
Activities	9
Another lifestyle	1
Anti social behaviour inform job	1
Babies	2
Certificates	1
Discount cards	1
Don't know	2
Equipment provided	1
Football competition	1
Football Team	1
Free trips	1
Give good advice to people who ask for it	1
Help out in Youth Clubs	1
I would help out anyway	1
If someone asked me	1
Improve schools and local area	1
Money	8
Top ups	1
Motivation	1
No	6
Not really	2
Not sure	2
Open up more things to young people	1
Organised	1
People respecting our help – proper activities provided	1
Prizes	1
Raising money for charity	1
Recognition and thanks	1
Rewards	10
Rewards /Card system	1
Sport	2
Summer festival	1
Thought of helping others	2
Top up	1
Trips	3
Unsure	2
Visit junior schools	1
Vouchers	1
Working in a nursery/ child care	2
Working with the community	1
Yes	10

19. Is there anything else you think we should consider to make life better for teenagers? (Continue on another piece of paper if you need to)	
COMMENTS	
Activities	1
Better parks more social places	1
Clubs like heaven and hell	1
Counselling for children with serious problems	1
Drop in centre for problems	1
Entertainment	1
Football clubs	1
Get rid of drugs	1
Help those who are bad to give them a better chance	1
Keep park clean, no drugs or smoking	2
Make a welfare hall available for when raining	1
Make more places for us to go	1
Make people aware that not all teenagers are causing trouble all the time	1
More activities	6
More dance clubs	2
More entertainment	1
More games and clubs so less likely to get into trouble	1
More parks nearby	1
More places to go and hang out	2
More things in area for teenagers	1
No smoking or drinking in local areas	1
Paint ball range	3
Police on streets	2
Skate and bike ramps	1
Skate park	2
Someone to talk to and a safe place to play	1
Somewhere to go	2
Support to cut out drugs drinking and smoking	1
To get a pushbike track and half pipe	1
Youth Club	3

ABOUT YOU		
20. Age		
1	13-16	49
2	17-19	0
3	Other (please tell us)	52
COMMENTS		
	Age 11	3
	Age 12	49
	No reply	0

Question 20 – About the person completing this questionnaire



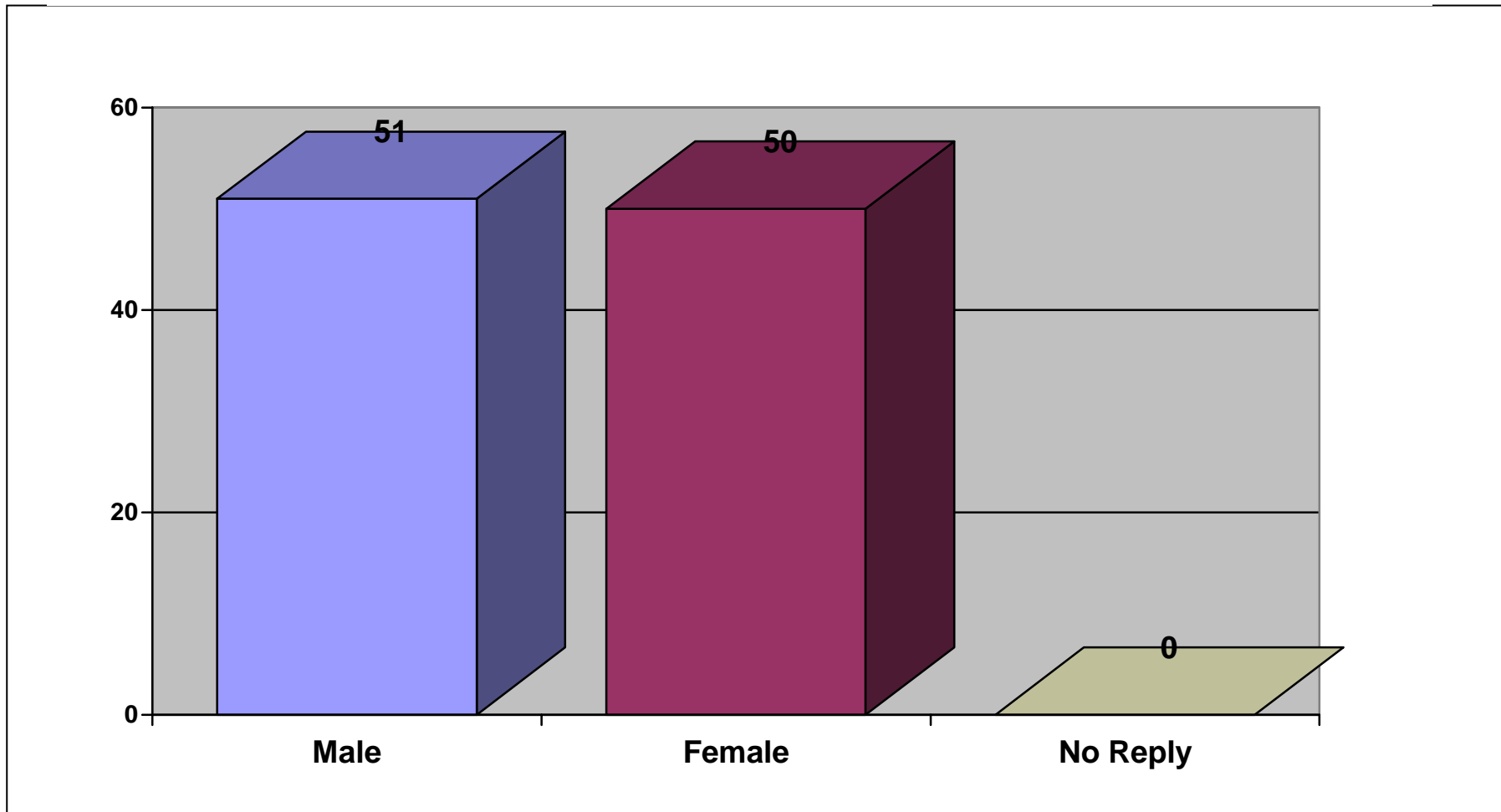
A total of 2139 young people have completed the questionnaires.

The number of respondents from each area is: -

Area 1 = 255, Area 2 = 71, Area 3 = 218, Area 4 = 504, Area 5 = 146, Area 6 = 187, Area 7 = 101, Area 8 = 201, Area 9 = 262, No Area = 194

21. Are you		
1	Male	51
2	Female	50
	No reply	0

Question 21 – About the person completing this questionnaire



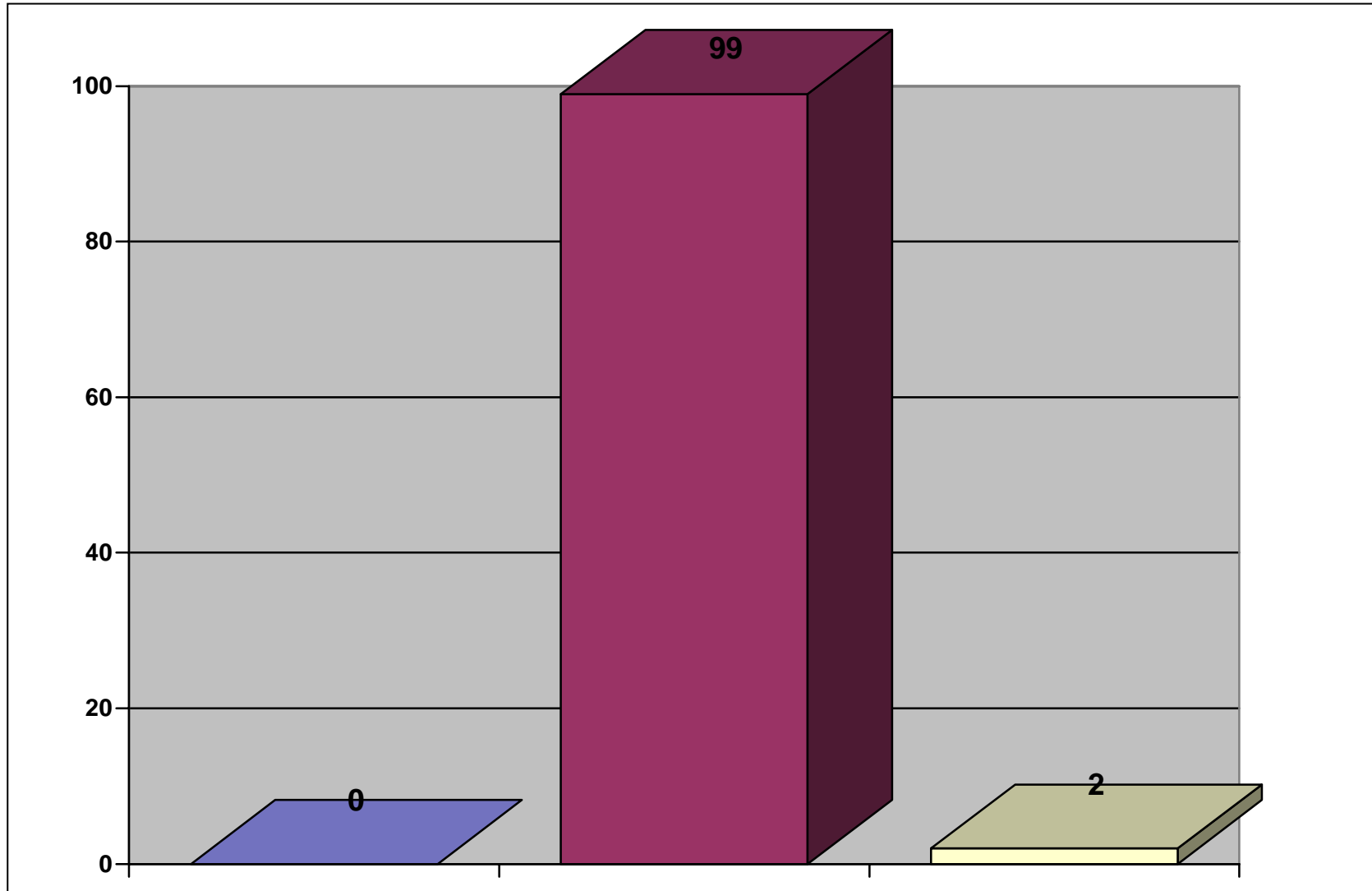
A total of 2139 young people have completed the questionnaires.

The number of respondents from each area is: -

Area 1 = 255, Area 2 = 71, Area 3 = 218, Area 4 = 504, Area 5 = 146, Area 6 = 187, Area 7 = 101, Area 8 = 201, Area 9 = 262, No Area = 194

22. Are you disabled or do you have any special needs		
1	Yes	0
2	No	99
	No reply	2

Question 22 – Are you disabled or do you have any special needs?



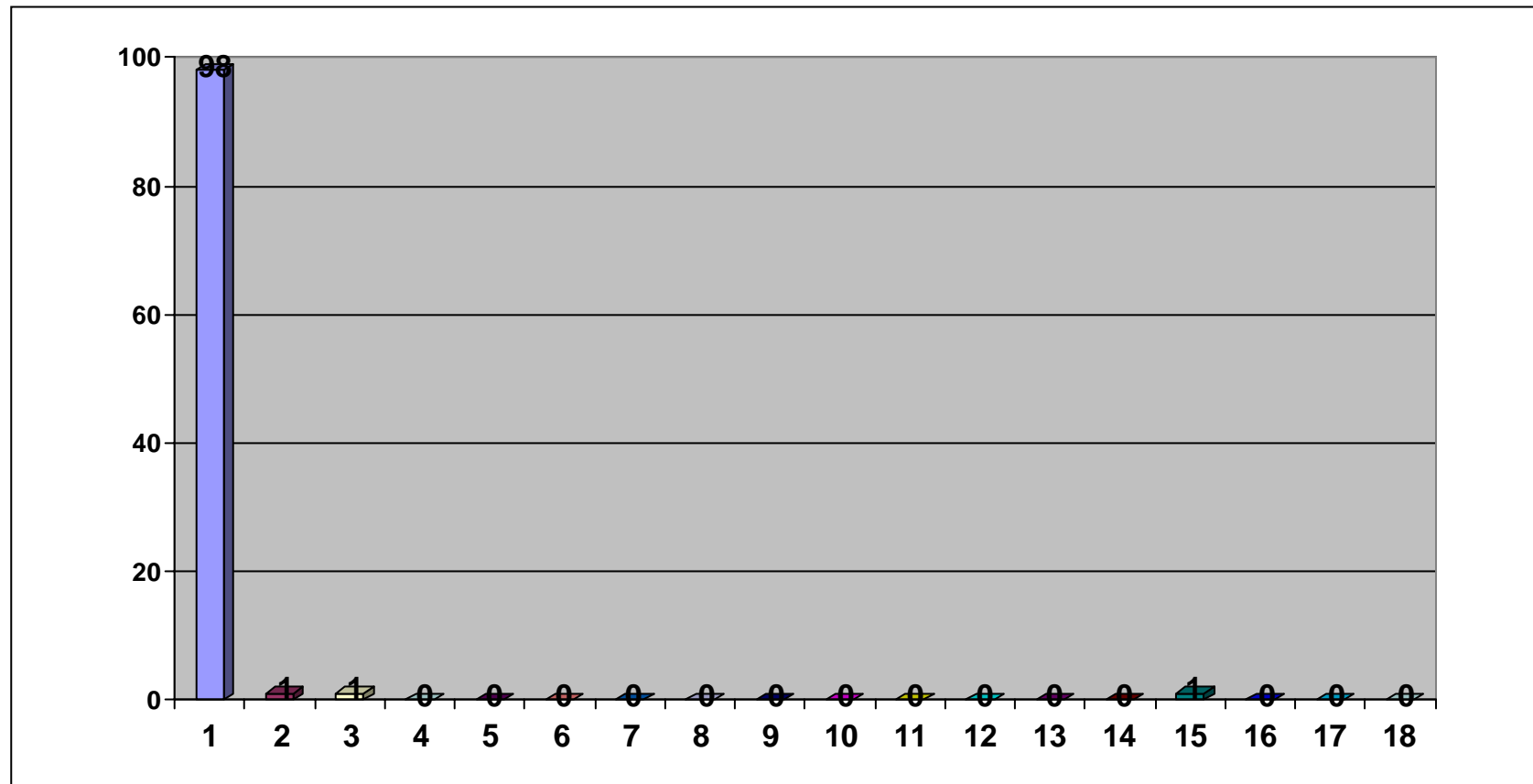
A total of 2139 young people have completed the questionnaires.

The number of respondents from each area is: -

Area 1 = 255, Area 2 = 71, Area 3 = 218, Area 4 = 504, Area 5 = 146, Area 6 = 187, Area 7 = 101, Area 8 = 201, Area 9 = 262, No Area = 194

23. What is your ethnic group		
White		
1	British	98
2	Irish	1
3	Other (please specify)	1
Black or black British		
4	Caribbean	0
5	African	0
6	Other (please tell us)	0
Mixed heritage		
7	White/black Caribbean	0
8	White/black African	0
9	White/Asian	0
10	Other (please tell us)	0
Asian or Asian British		
11	Indian	0
12	Bangladeshi	0
13	Pakistani	0
14	Other (please tell us)	0
Chinese		
15	Chinese	1
16	Other	0
Other		
17	Ethnic group (please tell us)	0
	No reply	0

Question 23 – What is your ethnic group?



- | | | |
|----------------------------------|---------------------------|-------------------|
| 1 = British | 7 = White/Black Caribbean | 13 = Pakistani |
| 2 = Irish | 8 = White/Black African | 14 = Other |
| 3 = Other | 9 = White/Asian | 15 = Chinese |
| 4 = Caribbean | 10 = Other | 16 = Other |
| 5 = African | 11 = Indian | 17 = Ethnic Group |
| 6 = Black or Black British Other | 12 = Bangladeshi | 18 = No reply |

A total of 2139 young people have completed the questionnaires.

The number of respondents from each area is: -

Area 1 = 255, Area 2 = 71, Area 3 = 218, Area 4 = 504, Area 5 = 146, Area 6 = 187, Area 7 = 101, Area 8 = 201, Area 9 = 262, No Area = 194

24. Where do you live		
1	London	0
2	South East (outside London)	0
3	South West	0
4	East Midlands	0
5	West Midlands	0
6	North West	0
7	Yorkshire & Humberside	101
8	Eastern England	0
9	Other (please tell us)	0