

YOUTH MATTERS QUESTIONNAIRE RESULTS

**AREA 6
(187 Young People)**

CONTENTS

PAGE

Introduction	1
Question 1. What activities do you do in the evenings or at weekends?	
Question and Comments	2 - 3
Graph showing number of respondents within area	4
Question 2. What activities do you wish were available in your area but currently aren't?	
Question and Comments	5 - 6
Question 3. If you had the opportunity to do up to four hours of activities, including sport, in your spare time each week, would you make use of it?	
Question	7
Graph showing number of respondents within area	8
Question 4. Where would you like to be able to go to meet friends?	
Question and Comments	9
Graph showing number of respondents within area	10
Question 5. If there were more places for young people to go, do you think it would stop some teenagers getting into trouble?	
Question	11
Graph showing number of respondents within area	12
Question 6. How would you like to be involved in improving things for teenagers in your area? (Tick any that you would like to be involved in)	
Question and Comments	13
Graph showing number of respondents within area	14
Question 7. How would you like to tell your local council what you think about activities and services for teenagers?	
Question and Comments	15
Graph showing number of respondents within area	16

CONTENTS

PAGE

Question 8. Would a card that gave you discounts and money to spend on activities encourage you to more activities in your spare time?

Question 17

Graph showing number of respondents within area 18

Question 9. Do you think your parents would top up your card with money for you to spend on activities?

Question 19

Graph showing number of respondents within area 20

Question 10. We think young people who misbehave or commit crimes should not get these discounts and top-ups. What do you think?

Question 21

Graph showing number of respondents within area 22

Question 11. Would you help out more in your community if what you did was recognised in some way?

Question 23

Graph showing number of respondents within area 24

Question 12. What kind of recognition or reward would encourage you to help out more in your community?

Question and Comments 25

Graph showing number of respondents within area 26

Question 13. Who do you go to now for information, help and advice? (For example: parent, friends, teachers, Connexions, youth worker, social worker, help lines).

Comments 27

Question 14. What do you think about the information, help and advice you receive?

Comments 28

Question 15. How would you like information and advice on your future education and career choices to be provided?

Question and Comments 29

Graph showing number of respondents within area 30

CONTENTS

PAGE

Question 16. If you were experiencing problems in your life, would you like to have one professional person you can trust to go to for advice and information?

Question 31
Graph showing number of respondents within area 32

Question 17. Do you currently help out in any of the following ways?

Question and Comments 33
Graph showing number of respondents within area 34

Question 18. Would anything make you want to get involved helping out in your local area or with younger people?

Comments 35 - 36

Question 19. Is there anything else you think we should consider to make life better for teenagers?

Comments 37 - 38

Question 20. Age

Comments 39
Graph showing number of respondents within area 40

Question 21. Are you? (Gender)

Table of figures within area 41
Graph showing number of respondents within area 42

Question 22. Are you disabled or do you have any special needs?

Comments 43
Graph showing number of respondents within area 44

Question 23. What is your ethnic group?

Comments 45
Graph showing number of respondents within area 46

Question 24. Where do you live?

Comments 47

Youth Matters

Introduction

On the 18th July the Government published the Youth Matters Green Paper (somewhere to go something to do) with a closing date for consultation with young people set for November 2005.

The Voice and Influence team within the Youth Service undertook the task of going out into their areas, which combined cover, the whole borough of Barnsley and asked young people to fill in the questionnaire that had been compiled by the DFES.

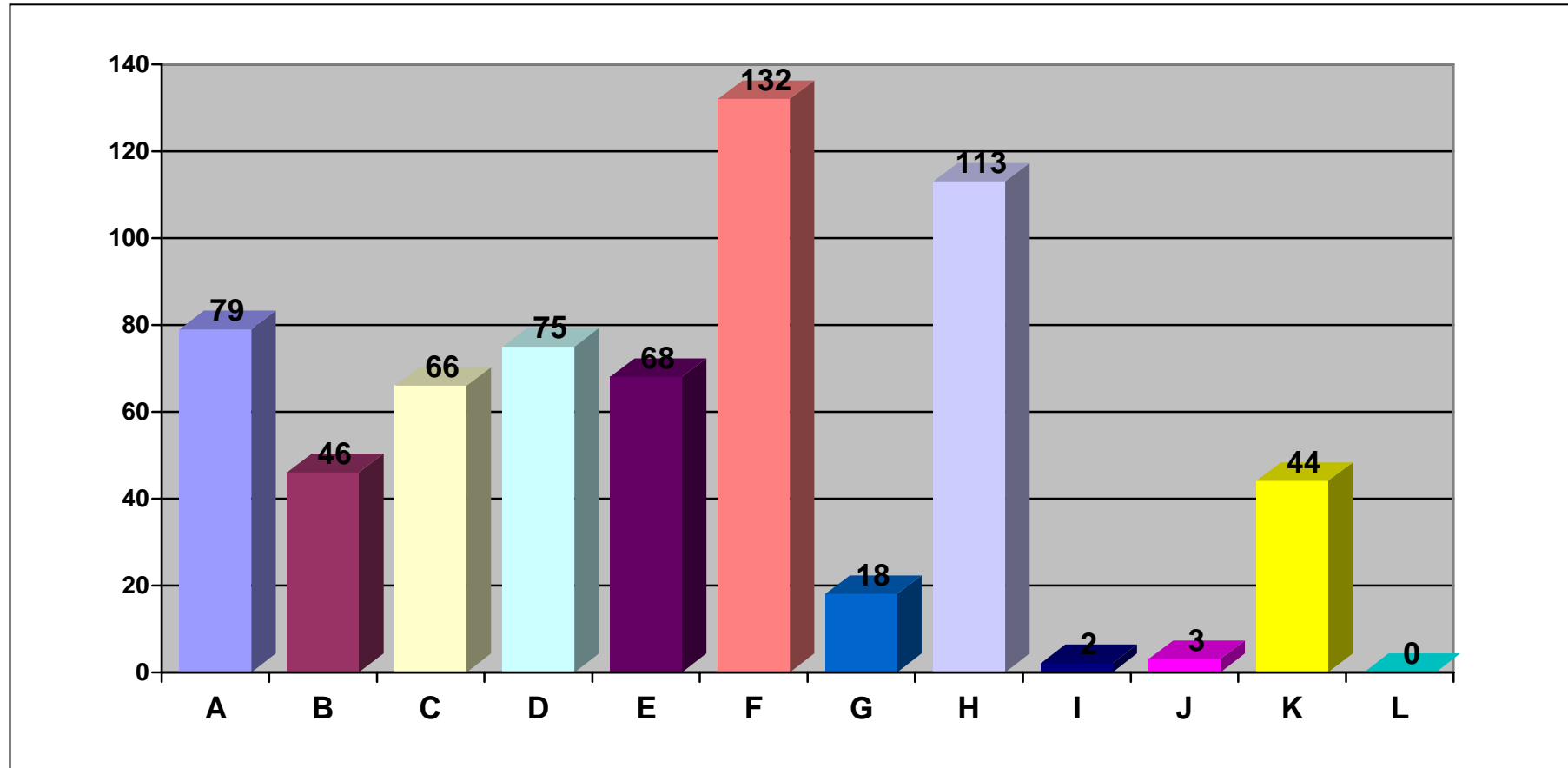
2,139 young people participated in filling in the questionnaires. The workers accessed young people through Secondary Schools, on the streets and in Youth Centres. What follows are the responses for Area 6, which is: -

Thurnscoe
Bolton
Dearne
Goldthorpe

SOMETHING TO DO		
1. What activities do you do in the evenings or at weekends?		
A	Play Sport	79
B	Watch sport	46
C	Music – playing or DJ-ing	66
D	Shopping	75
E	Cinema	68
F	Meet friends	132
G	Dance or drama	18
H	Watch TV	113
I	Help out in your community	2
J	Nothing	3
K	Other (please tell)	44
	No reply	0
COMMENTS		
	Art drawing	1
	Baby-sit	1
	Bike riding	3
	Computer	1
	Computer games	1
	Computers, movie making, animation, art classes	1
	Dearne valley venture	1
	Fishing	2
	Games	1
	Get drunk	2
	Go to park	1
	Horse riding	4
	Ice skating	1
	Internet	1
	Lob water bombs at peoples house	1
	Motocross	1
	Motorbikes	2
	Painting and Drawing	1
	Play on Xbox and PC	1
	Play out	3
	Play out on bike	2
	PS2	2
	Racing	1
	Shooting	2
	Swimming	1
	Taikwando	1
	Taking dog a walk	3
	Walk round streets	1

Watch DVDS	1
Working at Hickleton Golf Club	1
Xbox	1
Youth club	1

Question 1 – What activities do you do in the evenings or at weekends?



A = Play Sport

B = Watch Sport

C = Music – playing or DJ-ing

D = Shopping

E = Cinema

F = Meet Friends

G = Dance or Drama

H = Watch TV

I = Help out in your Community

J = Nothing

K = Other

L = No Reply

A total of 2139 young people have completed the questionnaires.

The number of respondents from each area is: -

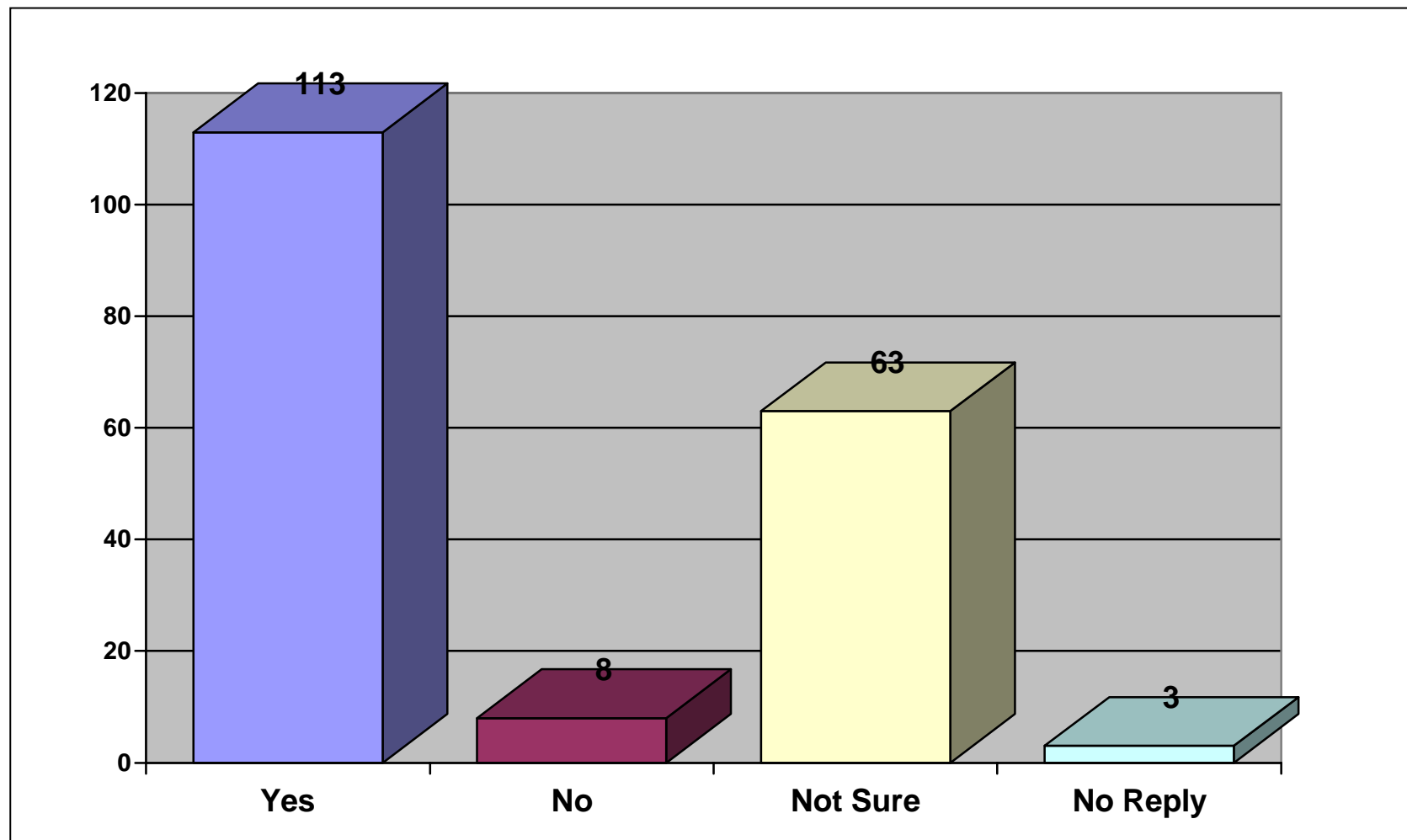
Area 1 = 255, Area 2 = 71, Area 3 = 218, Area 4 = 504, Area 5 = 146, Area 6 = 187, Area 7 = 101, Area 8 = 201, Area 9 = 262, No Area = 194

2. What activities do you wish were available in your area but currently aren't?	
COMMENTS	
A good park	1
Adventure park	1
Airport	1
Amusements	2
Art classes and activities	1
Badminton	1
Basket ball	7
Better park	3
Bike	1
Bike riding track	1
Bmx track	1
Bowling alley	6
Canoeing	1
Chill out place	1
Cinema	10
Clay pigeon shooting	1
Cleaner environment	1
Climbing wall	1
Computer club	1
Crazy golf course	1
Drama club	1
Destruction derby	1
DJ courses	2
Football club	2
Freddy fit	2
Games	1
Gaming clubs	1
Getting together, playing cards, pool snooker and general get together	1
Go karting	12
Graffiti boards	2
Gym	1
Gymnastics	4
Hockey club	1
Horse riding	1
Horse shows closer to home	1
Hunting	1
Ice skating	11
Ices skating rink	16
Junior fishing club	1
Kids gym – it should be cheaper than the council one	1
Leisure centre	4
MacDonald's	3
Mc ing dj training	6
More fun stuff on park	1
More park football pitches	2

More parks	1
More shops and parks	1
Motorbike/motocross track	8
Music band	1
Music class	1
Music places, expressive arts, places to perform	1
Netball club	1
New park	1
One of them cages with football nets in a basket ball net at the top on estate	1
Paint ball area	2
Paint balling	10
Park	1
Parks in different area	1
Play ball games on the street	1
Rent motocross bike and have track to go on	1
Shooting range	1
Shopping centre	4
Skate camp	1
Skate park	3
Snooker hall	3
Snow boarding	4
Somewhere to chill out and hang around	5
Sports	2
Swimming	12
Swimming in the lake	1
Swings and slides on park	1
Tennis	2
Theme park	5
Trips out	1
Video making, animation and digital camera classes	1
Water park	2
Youth club	1
Youth shelter	2

3. If you had the opportunity to do up to four hours of activities, including sport, in your spare time each week, would you make use of it?		
A	Yes	113
B	No	8
C	Not sure	63
	No reply	3

Question 3 – If you had the opportunity to do up to four hours of activities, including sport, in your spare time each week, would you make use of it?



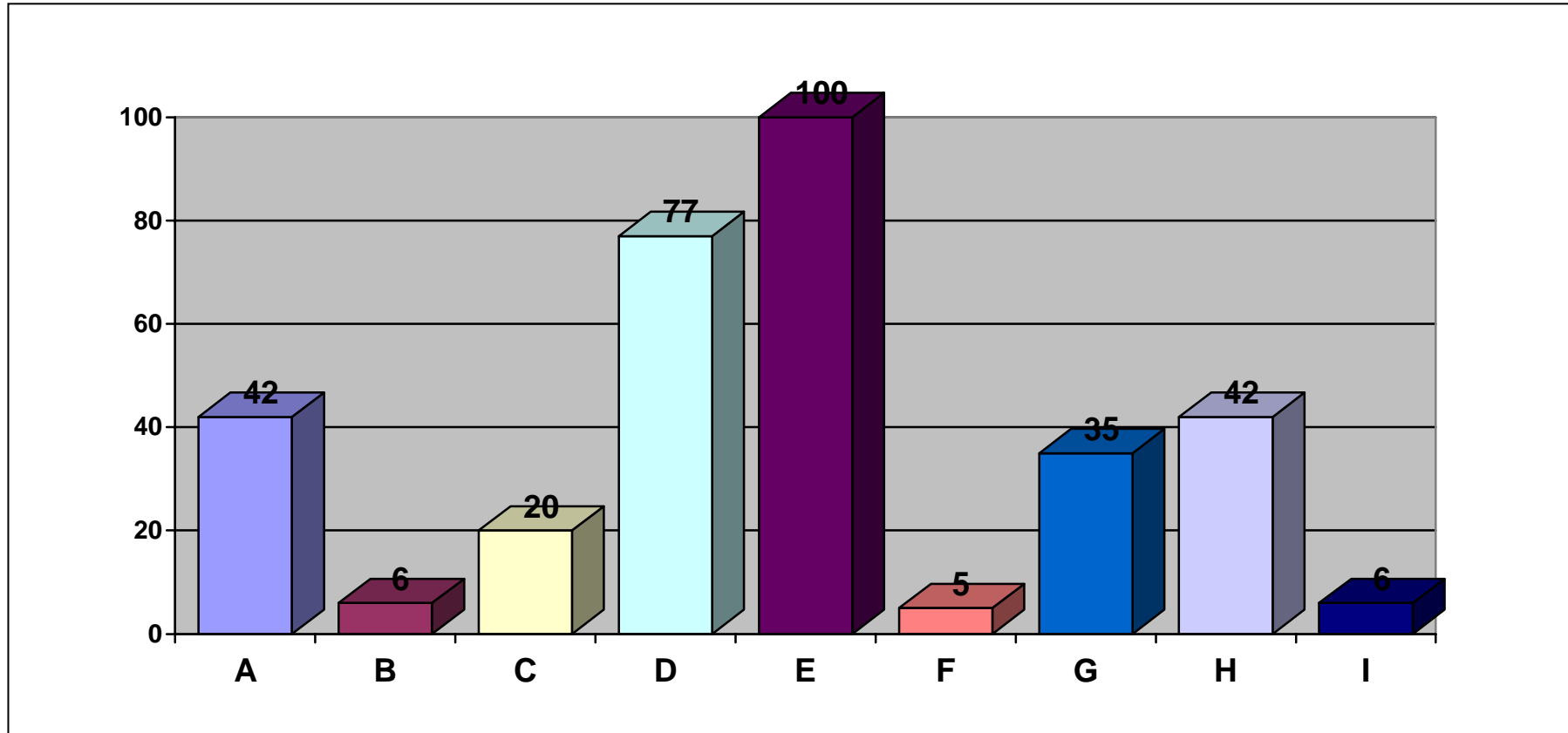
A total of 2139 young people have completed the questionnaires.

The number of respondents from each area is: -

Area 1 = 255, Area 2 = 71, Area 3 = 218, Area 4 = 504, Area 5 = 146, Area 6 = 187, Area 7 = 101, Area 8 = 201, Area 9 = 262, No Area = 194

SOMEWHERE TO GO		
4. Where would you like to be able to go to meet friends?		
A	Youth club	42
B	Community centre	6
C	Café/coffee shop	20
D	Shopping centre	77
E	Local park	100
F	Mobile youth centre	5
G	Sports centre	35
H	Other (please tell us)	42
	No reply	6
COMMENTS		
	A place for youths with no adults around	1
	Another village	1
	At their house	2
	Bar for youths	1
	Each others houses	5
	Game shop	1
	Ice rink	1
	Kids club	1
	Market	1
	Non alcoholic pub	3
	Pub for kids	1
	School	1
	School clubs	1
	Somewhere sheltered with no adults	1
	Somewhere warm and sheltered to chill out	1
	Spar	1
	Sporting club	1
	Street	13
	Theme park	1

Question 4 – Where would you like to go to be able to meet friends?



- | | | | | | |
|---|---|-------------------|---|---|------------------------|
| A | = | Youth Club | F | = | Mobile Youth Centre |
| B | = | Community Centre | G | = | Sports Centre |
| C | = | Café/ Coffee Shop | H | = | Other (please tell us) |
| D | = | Shopping Centre | I | = | No Reply |
| E | = | Local Park | | | |

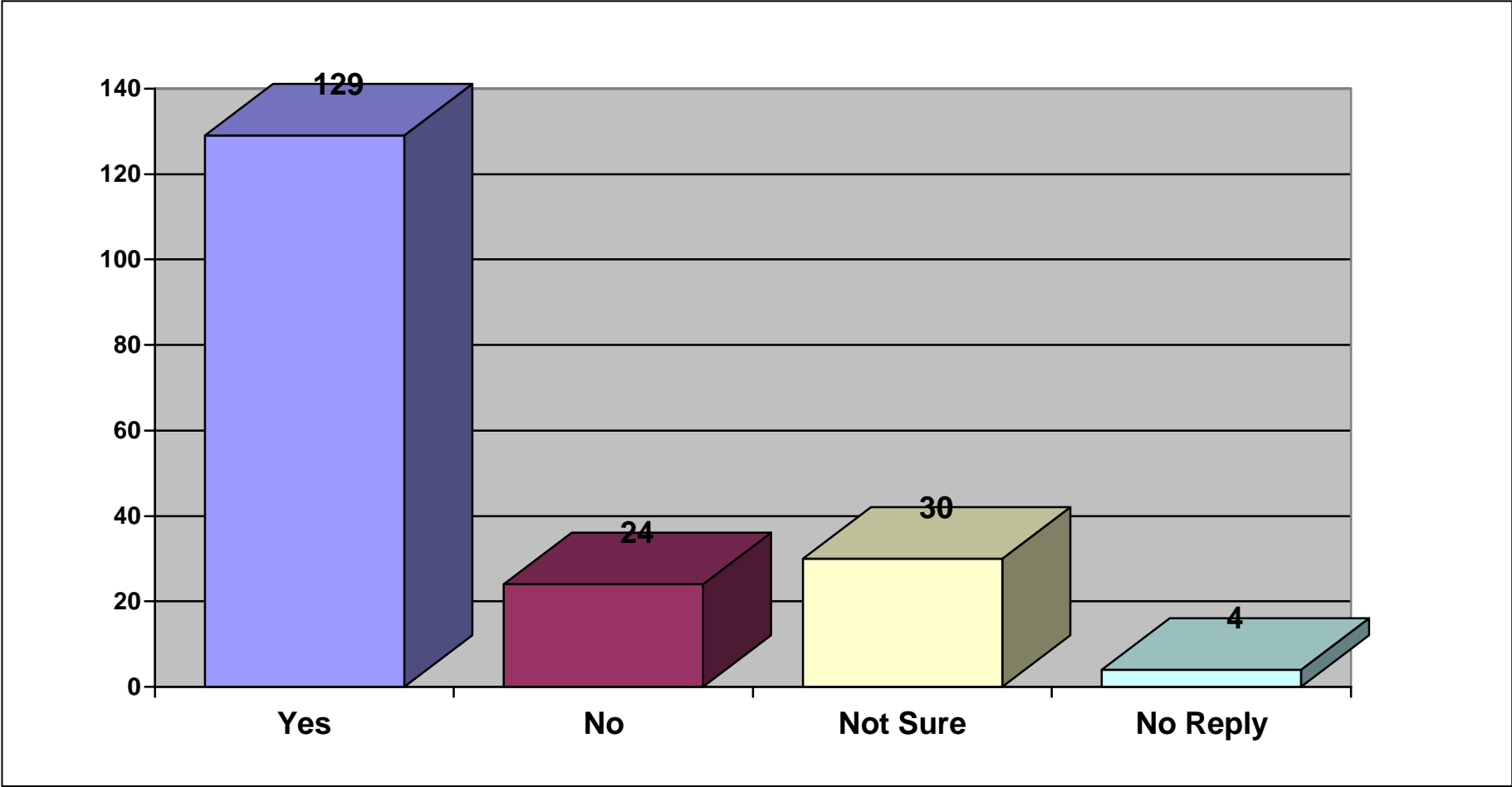
A total of 2139 young people have completed the questionnaires.

The number of respondents from each area is: -

Area 1 = 255, Area 2 = 71, Area 3 = 218, Area 4 = 504, Area 5 = 146, Area 6 = 187, Area 7 = 101, Area 8 = 201, Area 9 = 262, No Area = 194

5. If there were more places for young people to go, do you think it would stop some teenagers getting into trouble?		
A	Yes	129
B	No	24
C	Not sure	30
	No reply	4

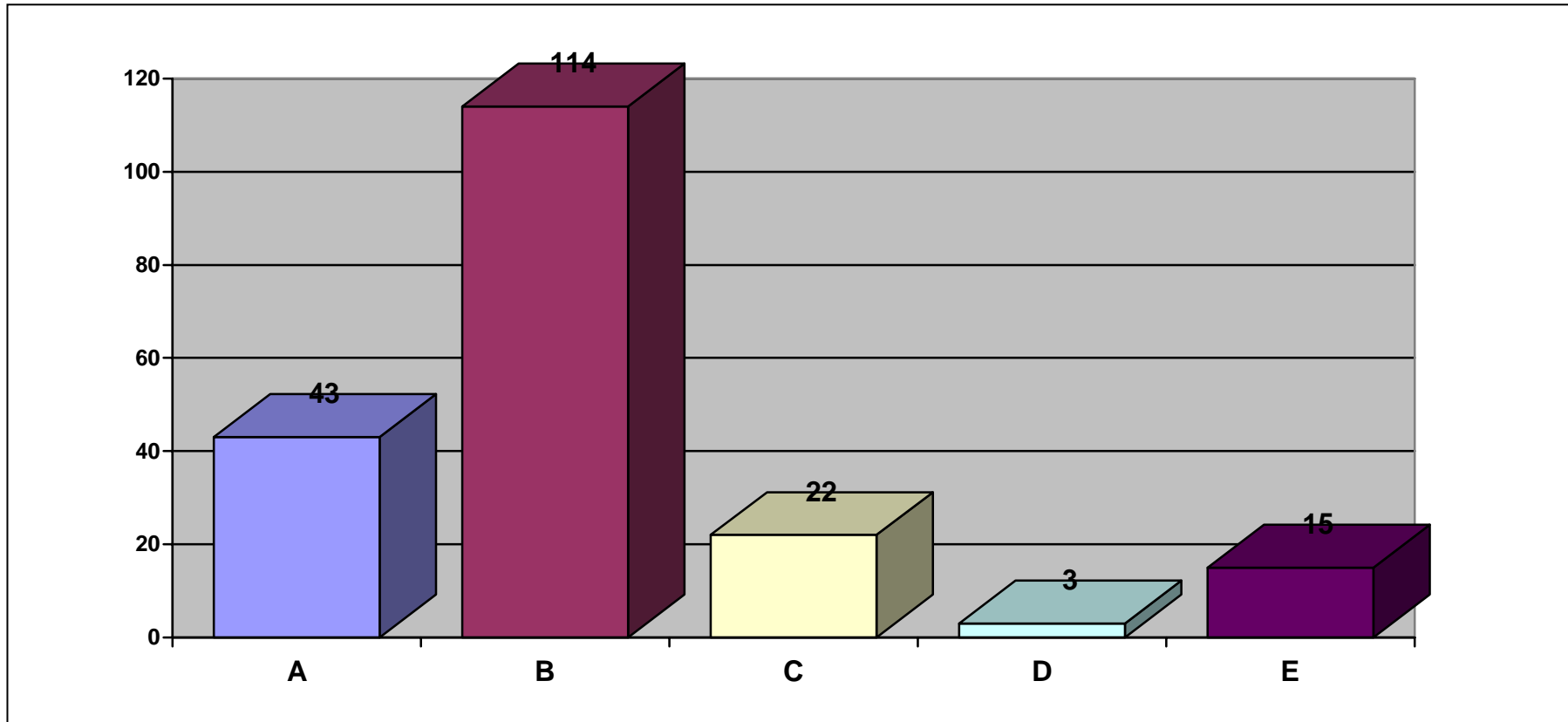
Question 5 – If there were more places for young people to go, do you think it would stop some teenagers getting into trouble?



A total of 2139 young people have completed the questionnaires.
The number of respondents from each area is: -
Area 1 = 255, Area 2 = 71, Area 3 = 218, Area 4 = 504, Area 5 = 146, Area 6 = 187, Area 7 = 101, Area 8 = 201, Area 9 = 262, No Area = 194

TALKING ABOUT WHAT MATTERS TO YOU		
6. How would you like to be involved in improving things for teenagers in your area? (Tick any that you would like to be involved in?)		
A	Take part in an inspection of how good local activities and services are	43
B	Help decide how your local council spends money on providing activities	114
C	Don't think young people should get involved in these kinds of decisions	22
D	Other (please tell us)	3
	No Reply	15
COMMENTS		
	Help to make them	1
	None	1

Question 6 – How would you like to be involved in improving things for teenagers in your area?



- A = Take part in an inspection of how good local activities and services are**
- B = Help decide on how your local Council spends money on providing activities**
- C = Don't think that young people should get involved in these kind of decisions**
- D = Other**
- E = No reply**

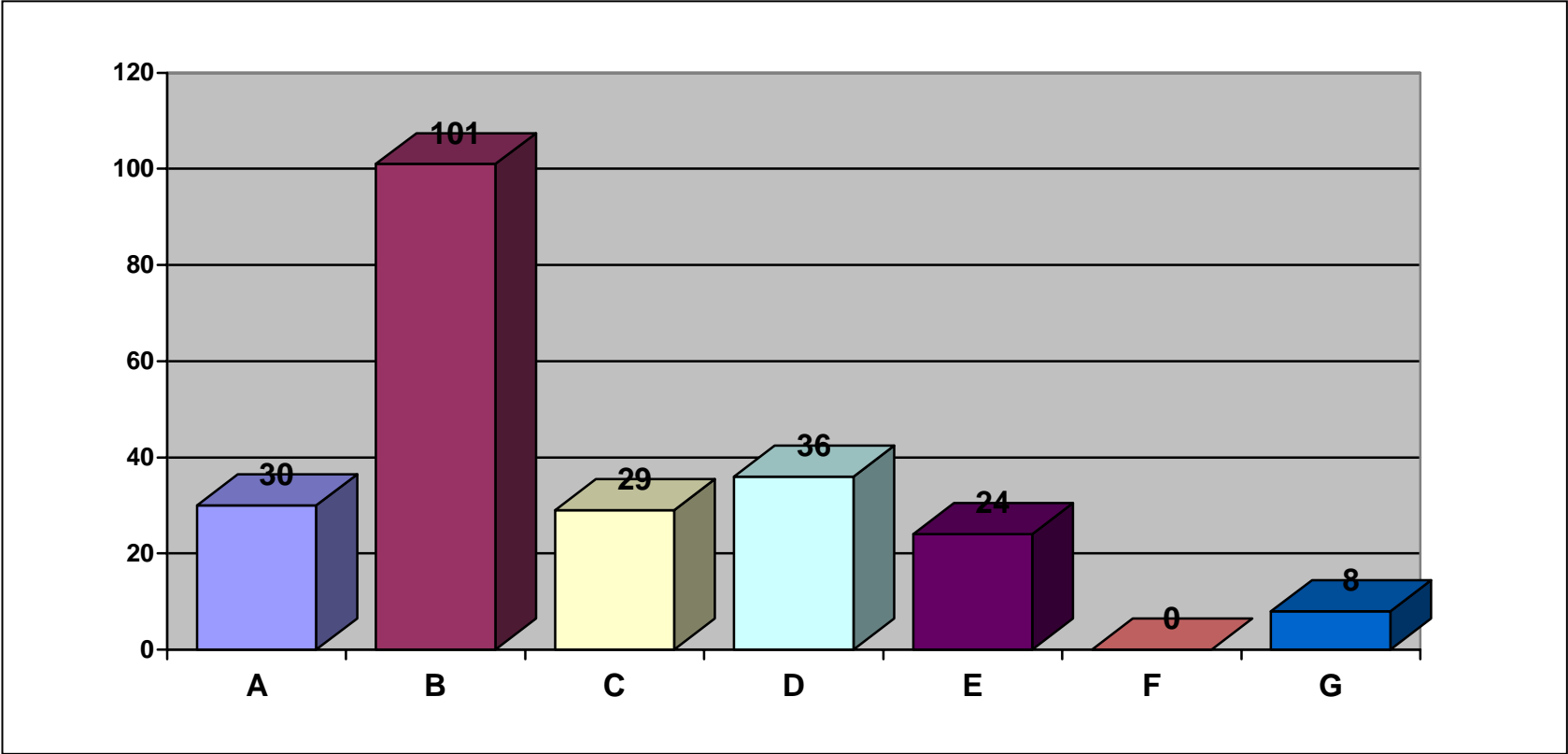
A total of 2139 young people have completed the questionnaires.

The number of respondents from each area is: -

Area 1 = 255, Area 2 = 71, Area 3 = 218, Area 4 = 504, Area 5= 146, Area 6 = 187, Area 7 = 101, Area 8 = 201, Area 9 = 262, No Area = 194

7. How would you like to tell your local council what you think about activities and services for teenagers?		
A	Attend a meeting	30
B	Fill in a questionnaire	101
C	Have your say on a website or by email	29
D	Through your school or college	36
E	Don't want to be involved	24
F	Other (please tell us)	0
	No reply	8
COMMENTS		

Question 7 – How would you like to tell your local Council what you think about activities and services for teenagers?



- A = Attend meetings**
- B = Fill in a questionnaire**
- C = Have your say on a website or by email**
- D = Through your school or college**
- E = Don't want to be involved**
- F = Other**
- G = No reply**

A total of 2139 young people have completed the questionnaires.

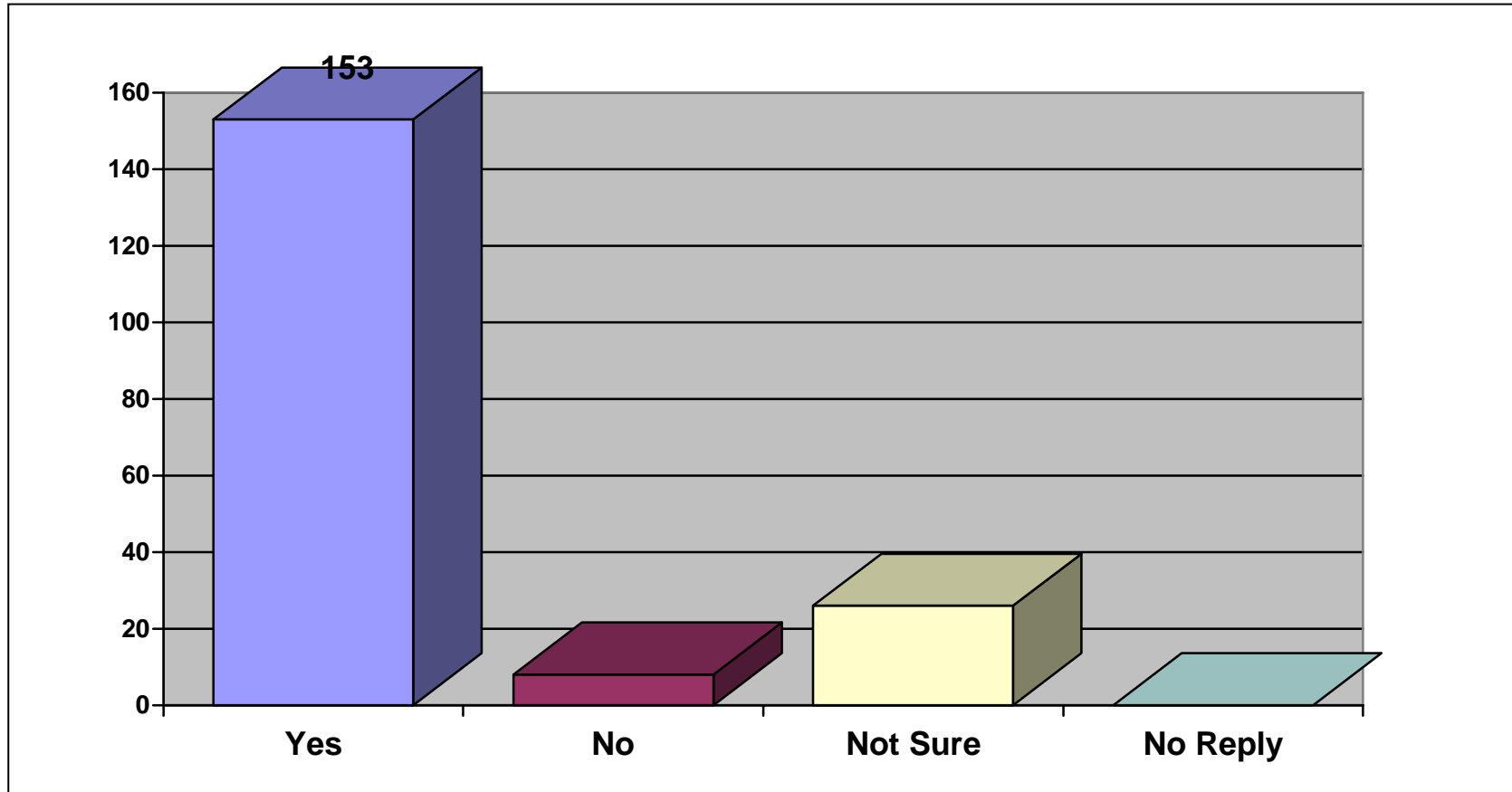
The number of respondents from each area is: -

Area 1 = 255, Area 2 = 71, Area 3 = 218, Area 4 = 504, Area 5= 146, Area 6 = 187, Area 7 = 101, Area 8 = 201, Area 9 = 262, No Area = 194

ENCOURAGEMENT**8. Would a card that gave you discounts and money to spend on activities encourage you to do more activities in your spare time?**

A	Yes	153
B	No	8
C	Not sure	26
	No reply	0

Question 8 – Would a card that gave you discounts and money to spend on activities encourage you to do more activities in your spare time?



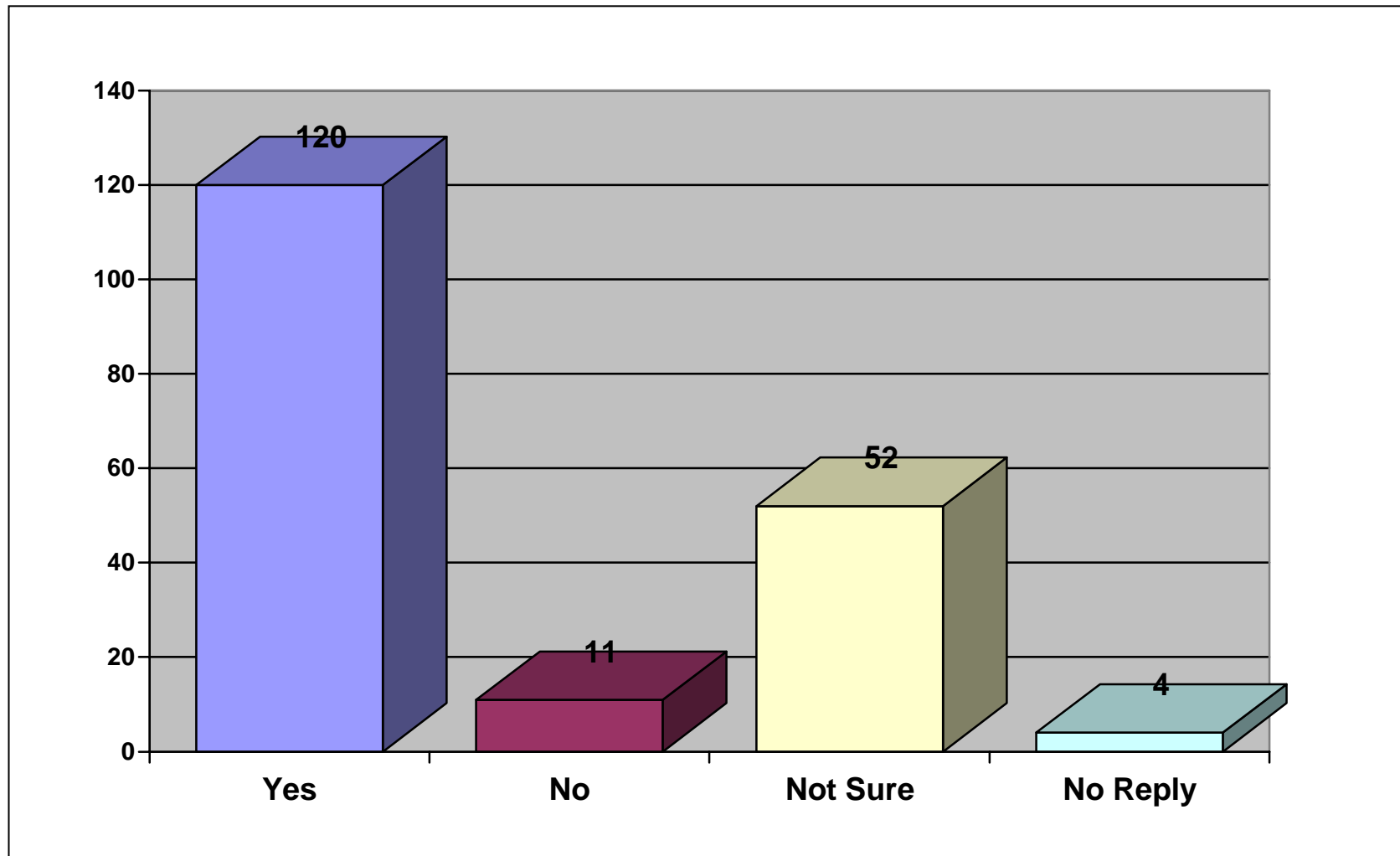
A total of 2139 young people have completed the questionnaires.

The number of respondents from each area is: -

Area 1 = 255, Area 2 = 71, Area 3 = 218, Area 4 = 504, Area 5 = 146, Area 6 = 187, Area 7 = 101, Area 8 = 201, Area 9 = 262, No Area = 194

9. Do you think your parents would top up your card with money for you to spend on activities		
A	Yes	120
B	No	11
C	Not sure	52
	No reply	4

Question 9 – Do you think your parents would top up your card with money for you to spend on activities?



A total of 2139 young people have completed the questionnaires.

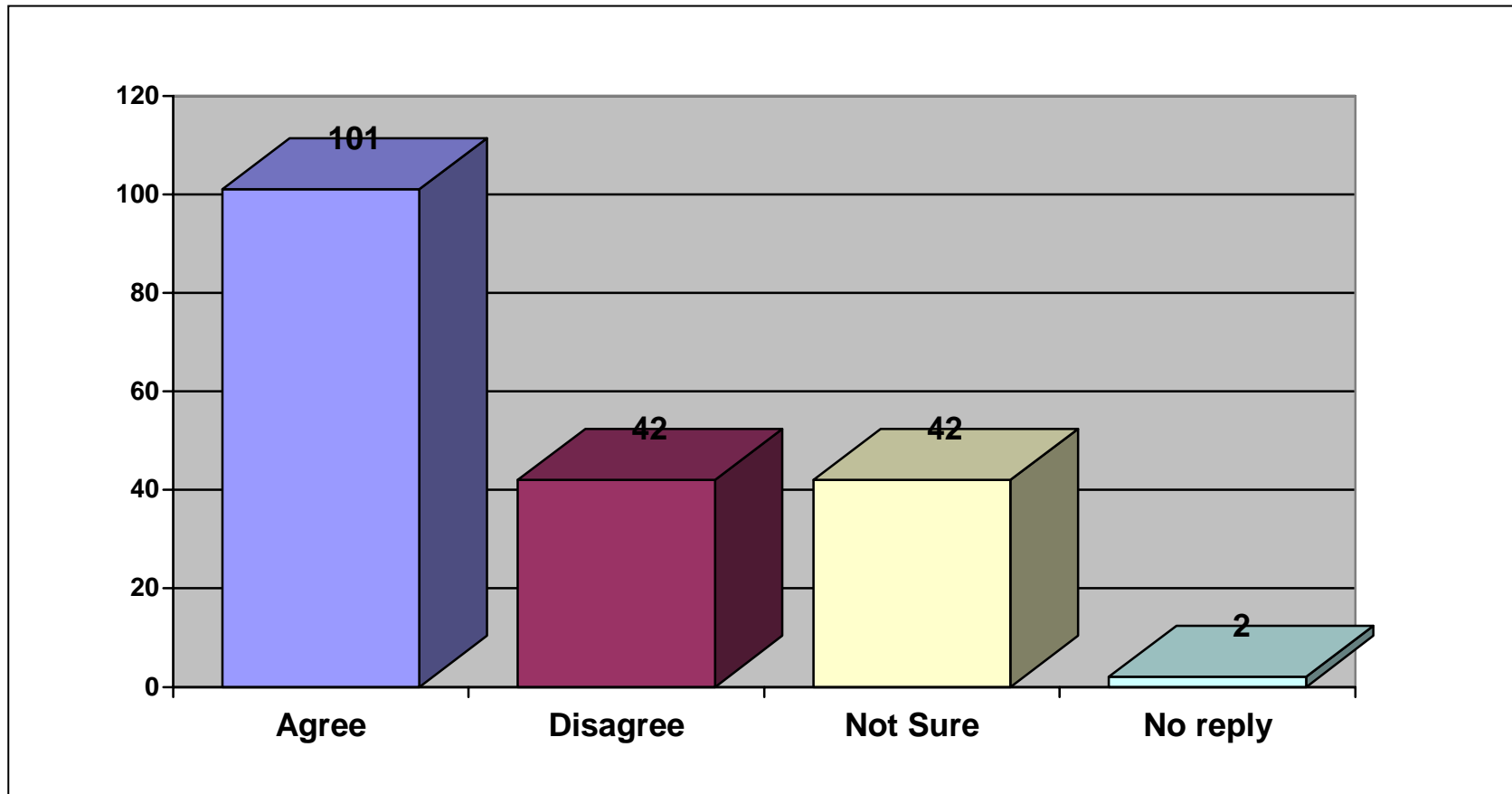
The number of respondents from each area is: -

Area 1 = 255, Area 2 = 71, Area 3 = 218, Area 4 = 504, Area 5 = 146, Area 6 = 187, Area 7 = 101, Area 8 = 201, Area 9 = 262, No Area = 194

10. We think young people who misbehave or commit crimes should not get these discounts and top-ups. What do you think?

A	Agree	101
B	Disagree	42
C	Not sure	42
	No reply	2

Question 10 – We think young people who misbehave or commit crimes should not get these discounts and top-ups. What do you think?



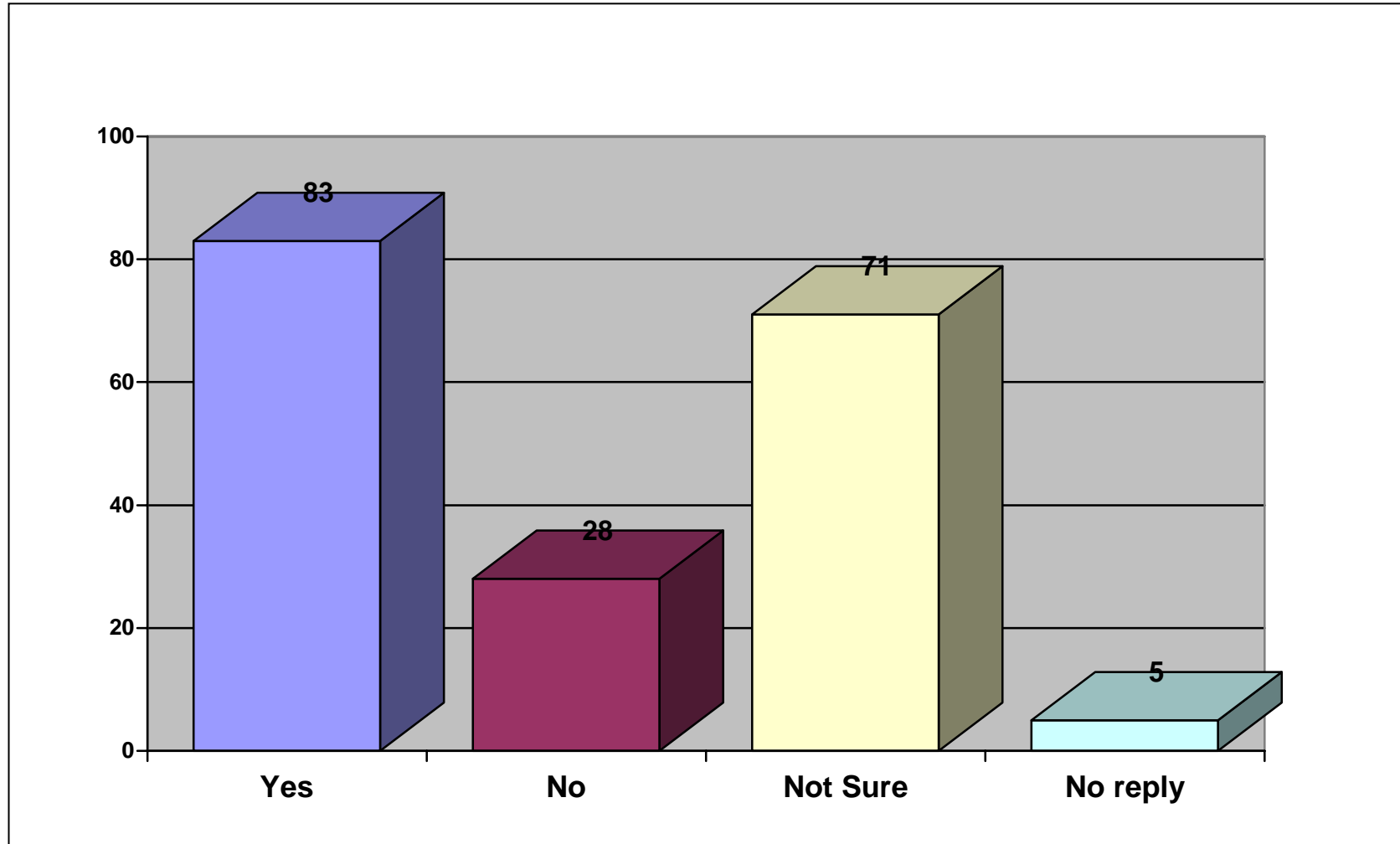
A total of 2139 young people have completed the questionnaires.

The number of respondents from each area is: -

Area 1 = 255, Area 2 = 71, Area 3 = 218, Area 4 = 504, Area 5= 146, Area 6 = 187, Area 7 = 101, Area 8 = 201, Area 9 = 262, No Area = 194

11. Would you help out more in your community if what you did was recognised in some way?		
A	Yes	83
B	No	28
C	Not sure	71
	No reply	5

Question 11 – Would you help out more in your community if what you did was recognised in some way?



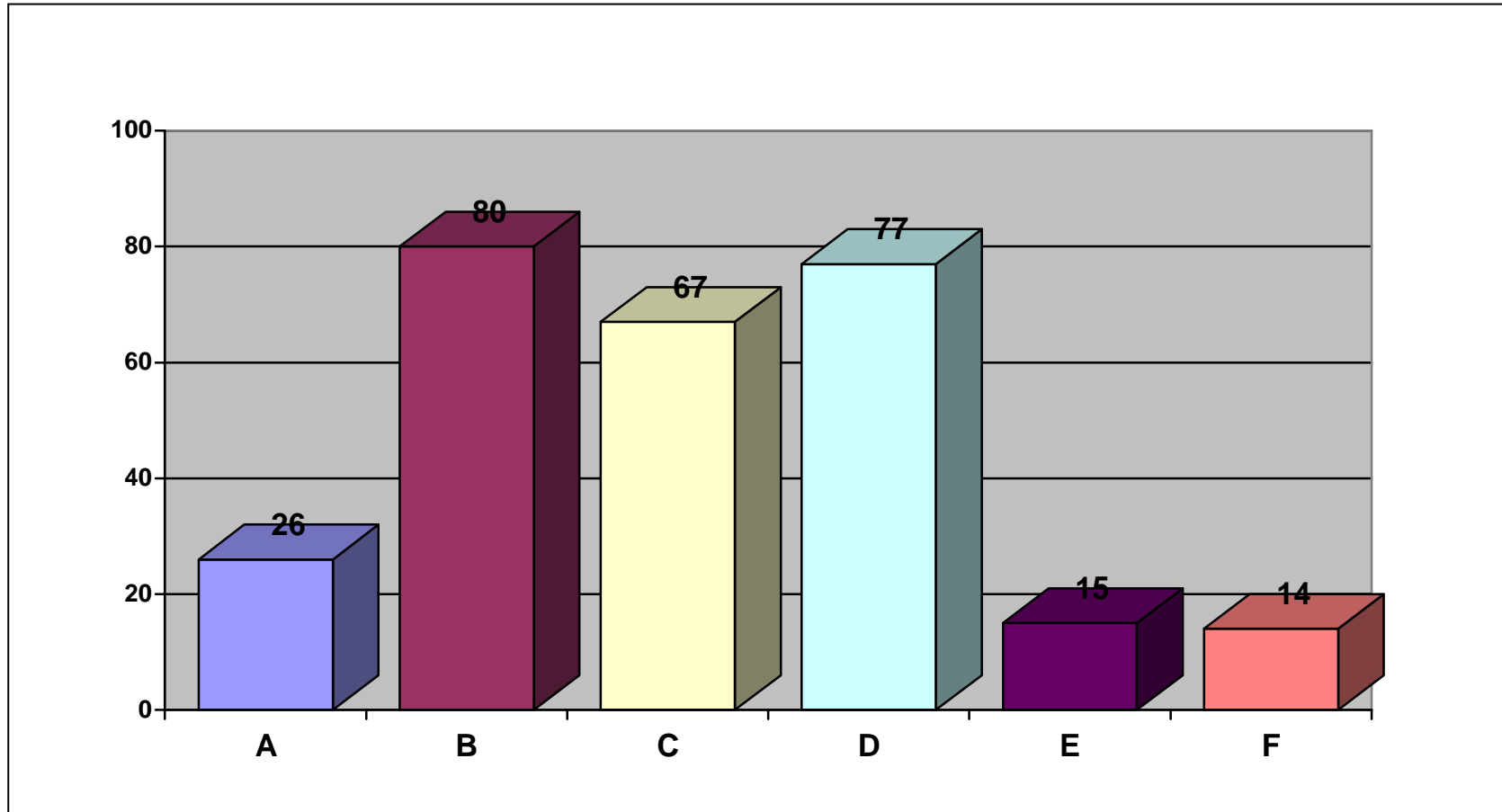
A total of 2139 young people have completed the questionnaires.

The number of respondents from each area is: -

Area 1 = 255, Area 2 = 71, Area 3 = 218, Area 4 = 504, Area 5 = 146, Area 6 = 187, Area 7 = 101, Area 8 = 201, Area 9 = 262, No Area = 194

12. What kind of recognition or reward would encourage you to help out more in your community? (Tick any that would encourage you to get involved more)		
A	An award or certificate	26
B	Things like CDs or ringtones	80
C	Extra-top-ups on your card to spend on activities	67
D	The chance to win the opportunity to go to big events or meet important people	77
E	Other (please tell us)	15
	No reply	14
COMMENTS		
	Games	1
	Gift vouchers	2
	Gifts	1
	Holiday to America	1
	Money	2
	Motorbike	1
	New games	1
	Presents	1
	Shopping spree	1
	Special prizes	1
	Trips	1
	Win computers n stuff	1

Question 12 – What kind of recognition or reward would encourage you to help out more in your community?



A = An award or certificate

B = Things like CDs or ringtones

C = Extra-top-ups on your card to spend on activities

D = The chance to win the opportunity to go to big events or meet important people

E = Other

F = No Reply

A total of 2139 young people have completed the questionnaires.

The number of respondents from each area is: -

Area 1 = 255, Area 2 = 71, Area 3 = 218, Area 4 = 504, Area 5 = 146, Area 6 = 187, Area 7 = 101, Area 8 = 201, Area 9 = 262, No Area = 194

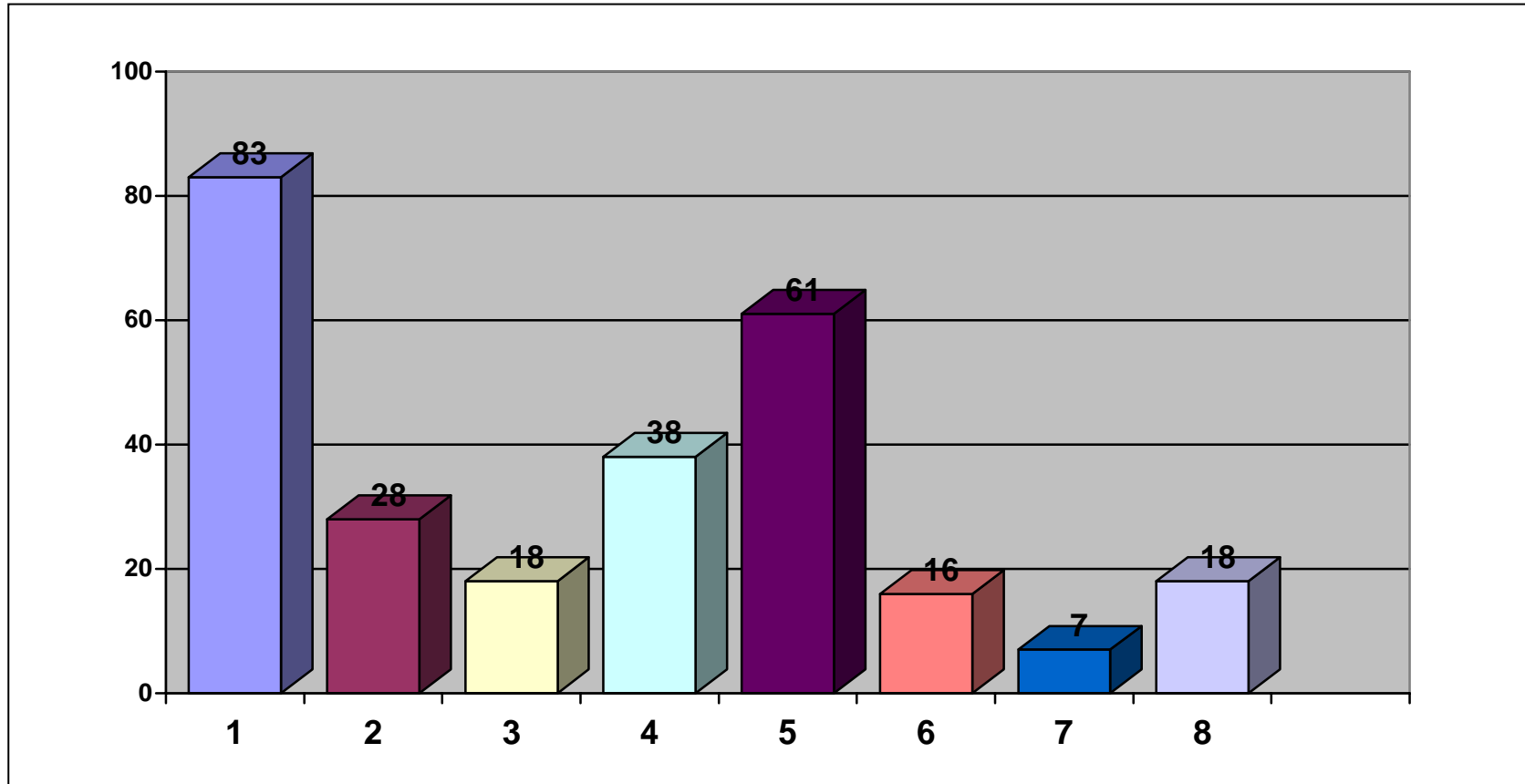
INFORMATION AND SUPPORT**13. Who do you go to now for information, help and advice?) For example:
parent, friends, teachers, Connexions, youth worker, social worker, help lines.)****COMMENTS**

Connexions	8
Family	15
Friends	70
Internet	1
Learning mentor	1
No one	2
Oasis worker	1
Parents	103
Social worker	3
Teachers	22
Youth worker	9

14. What do you think about the information, help and advice you receive?	
COMMENTS	
All right	3
Depends what it is	1
Don't know	4
Encouraging	1
Good	59
Good advice	4
Good support	2
I take it all in	1
I think its great	1
Interesting	2
It is good because I always get the info I need off of them	1
It is helpful	7
It will work out	1
Not bad	1
Not sure	1
Not very good	1
Not worth asking	1
OK	25
Ok but doesn't always help	2
Rubbish	3
Sometimes	4
Sometimes helpful, sometimes doesn't make sense	1
Useful	2
Varied	1
Very good	4
Very helpful	4

15. How would you like information and advice on your future education and career choices to be provided?		
1	Face to face	83
2	On a website	28
3	Over the telephone	18
4	Visits from young adults already in work	38
5	Work experience	61
6	By text messaging	16
7	Other (please tell us)	7
	No reply	18
COMMENTS		
	Booklets	1
	Leaflet	1
	Not interested	1
	On TV	1
	Talks at school	1
	By leaflet	1

Question 15 – How would you like information and advice on your future education and career choices to be provided?



- 1 = Face to face
- 2 = On a website
- 3 = Over the telephone
- 4 = Visits from young adults already in work
- 5 = Work experience
- 6 = By text messaging
- 7 = Other
- 8 = No reply

A total of 2139 young people have completed the questionnaires.

The number of respondents from each area is: -

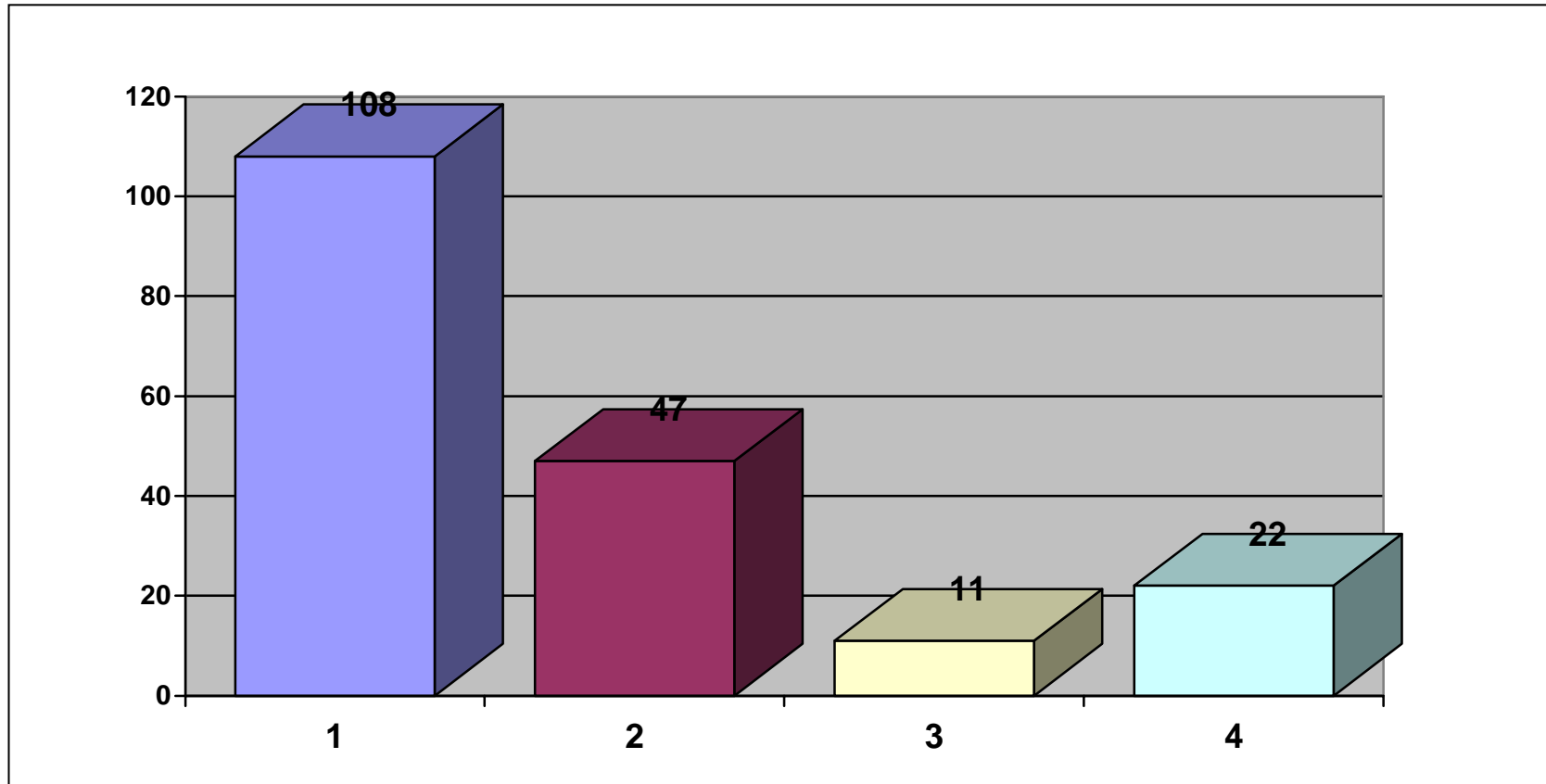
Area 1 = 255, Area 2 = 71, Area 3 = 218, Area 4 = 504, Area 5 = 146, Area 6 = 187, Area 7 = 101, Area 8 = 201, Area 9 = 262, No Area = 194

WHO TO TALK TO

16. If you were experiencing problems in your life, would you like to have one professional person you can trust to go to for advice and information?

1	I would prefer this	108
2	It wouldn't make any difference to me	47
3	It would be worse	11
	No reply	22

Question 16 – If you were experiencing problems in your life, would you like to have one professional person you can trust to go to for advice and information?



- 1 = I would prefer this**
- 2 = It wouldn't make any difference to me**
- 3 = It would be worse**
- 4 = No reply**

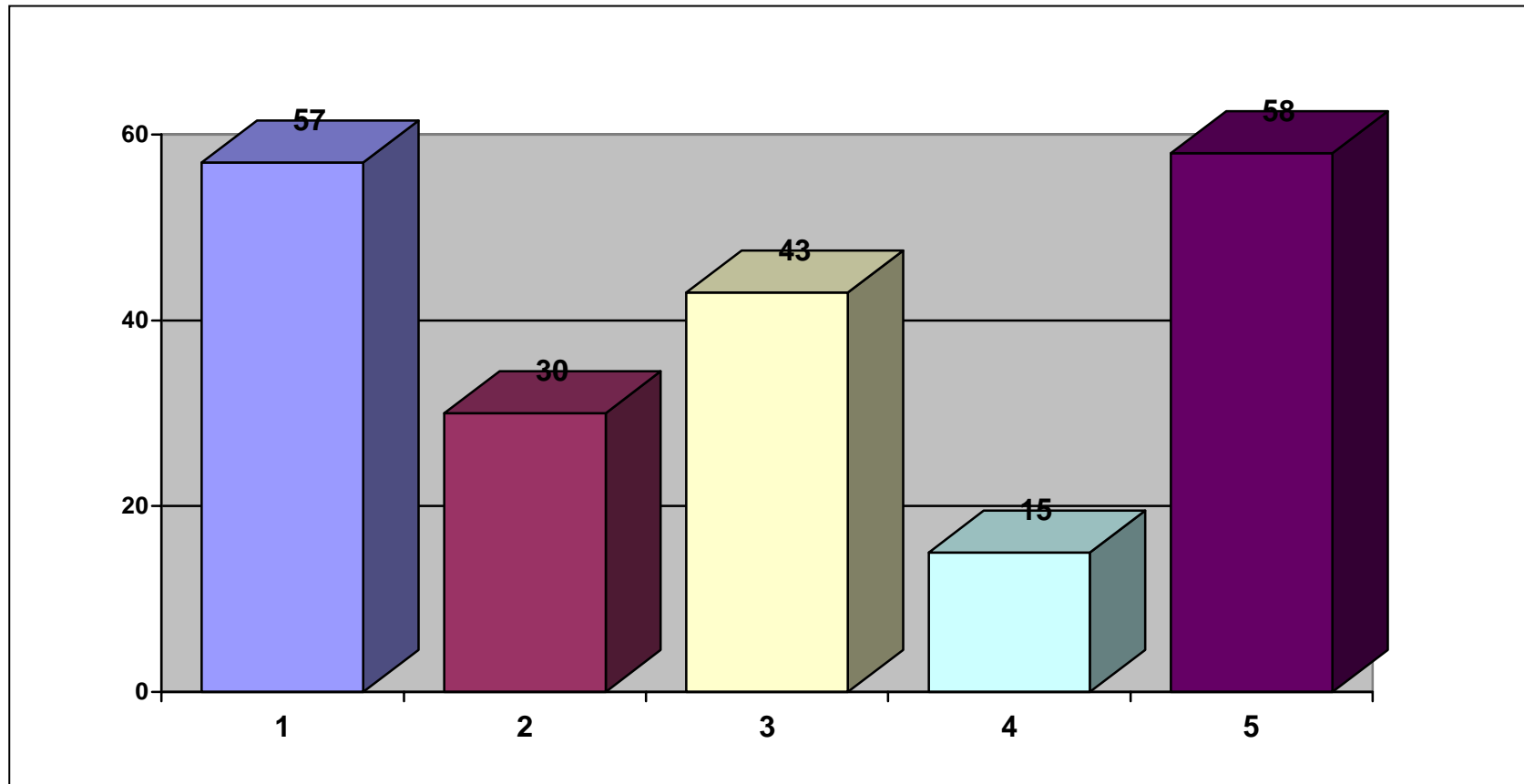
A total of 2139 young people have completed the questionnaires.

The number of respondents from each area is: -

Area 1 = 255, Area 2 = 71, Area 3 = 218, Area 4 = 504, Area 5 = 146, Area 6 = 187, Area 7 = 101, Area 8 = 201, Area 9 = 262, No Area = 194

WE'VE GOT LOTS TO GIVE		
17. Do you currently help out in any of the following ways?		
1	Helping younger pupils at school or college	57
2	Coaching younger people in a sport or other activity	30
3	Doing things to help out people in your area	43
4	Other (please tell us)	15
	No reply	58
COMMENTS		
	Around house	1
	Babysitting	1
	Learning people games	1
	None	3
	Run an anti bullying club	1
	Take people on bike rides	1
	Teach kids at Dearne Valley Venture	1
	Trampolining lessons for kids on street	1
	Washing car	1
	Work in café	1

Question 17 – Do you currently help out in any of the following ways?



- 1 = Helping younger pupils at school or college**
- 2 = Coaching younger people in a sport or other activity**
- 3 = Doing things to help out people in your area**
- 4 = Other**
- 5 = No reply**

A total of 2139 young people have completed the questionnaires.

The number of respondents from each area is: -

Area 1 = 255, Area 2 = 71, Area 3 = 218, Area 4 = 504, Area 5 = 146, Area 6 = 187, Area 7 = 101, Area 8 = 201, Area 9 = 262, No Area = 194

18. Would anything make you want to get involved helping out in your local area or with younger people?	
COMMENTS	
A job with younger children	1
Build a place to chill out	1
Dance	1
Depends what it is	1
Don't know	3
Freebie	1
Fun and enjoyable things	1
Games	1
Get paid for work done	2
Getting praised for what I did	1
Gifts	1
Go karting	1
Help people the same as me	1
Help young children	1
Helping to look after young people	1
Hygiene	1
If friends went	1
If my little brother was in a club	1
If rewarded	1
If there was something that interested me	1
If we had a better park	1
If we had a park at Highgate	1
Money	1
Money on top up card	3
Money or discounts for hobbies	1
New play group	2
No	33
Not really	2
Not sure	1
Peer mentoring	1
People being more well behave	1
People looking after facilities	1
Probably	2
Probably if something happened then I would	1
Rewards	2
Something fun to do	1
Sport	2
State of the streets	1
Teaching little kids games	1
The state of it	1
Unsure	3
When you get things in return	1
Yes	19
Yes if it was interesting	1
Yes if my friends did	2

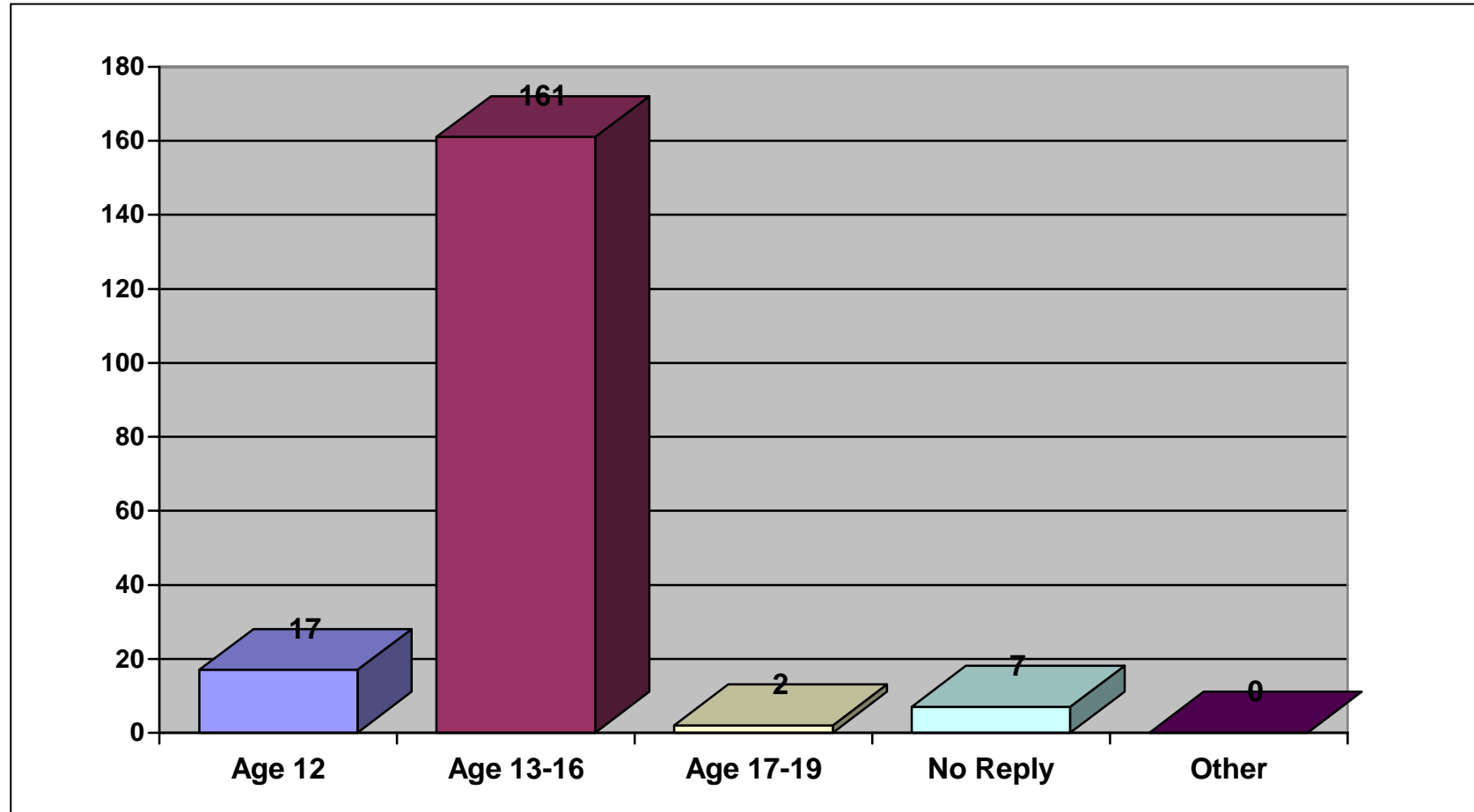
Yes if there was something for everyone	1
Yes if we got a better paid	1
Yes teaching people about things I enjoy	1
Yes to make a difference	1

19. Is there anything else you think we should consider to make life better for teenagers? (Continue on another piece of paper if you need to)	
COMMENTS	
A game shop	1
Be polite	1
Better facilities	1
Build a shelter to keep out the rain	1
Don't assume that if one teenager is bad, that we all are	1
Don't think so	1
Easy to understand advice in simple terms	1
Get people involved in activities	1
Getting involved in the community and getting praised for it	1
Go ahead with the top up cards	1
Go karting	1
Go make more places to have activities	1
Graffiti wall	1
Have places to go in our area	2
Involve us in decision making and designing plans	1
Less construction	1
Less police	1
Make more after school clubs to go to	1
More activities, less school based	1
More facilities	1
More friends	1
More leisure centres	1
More places to go at night	1
More places to hang about	1
More things for us to do	1
More youth clubs/ facilities opened	1
Motorbike track – rent bikes	1
No	1
No drug user because it sets a bad example	1
No drug users no alcohol	2
No drug users on the street	1
No smoking	1
No thanks	1
Older children to allow us our own space	1
People with responsibility for horses keep out of trouble more as it takes up their time	1
Place to go where we live	1

Respect	1
Run a DJ ing course	1
Separate areas identified for different age groups	1
Something to do in area	2
Stop people buying drugs and beer	1
Stop street crime	1
There could be activities spread out not all bundled up in one place	1

ABOUT YOU		
20. Age		
1	13-16	161
2	17-19	2
3	Other (please tell us)	17
COMMENTS		
	Age 12	17
	No reply	7

Question 20 – About the person completing this questionnaire



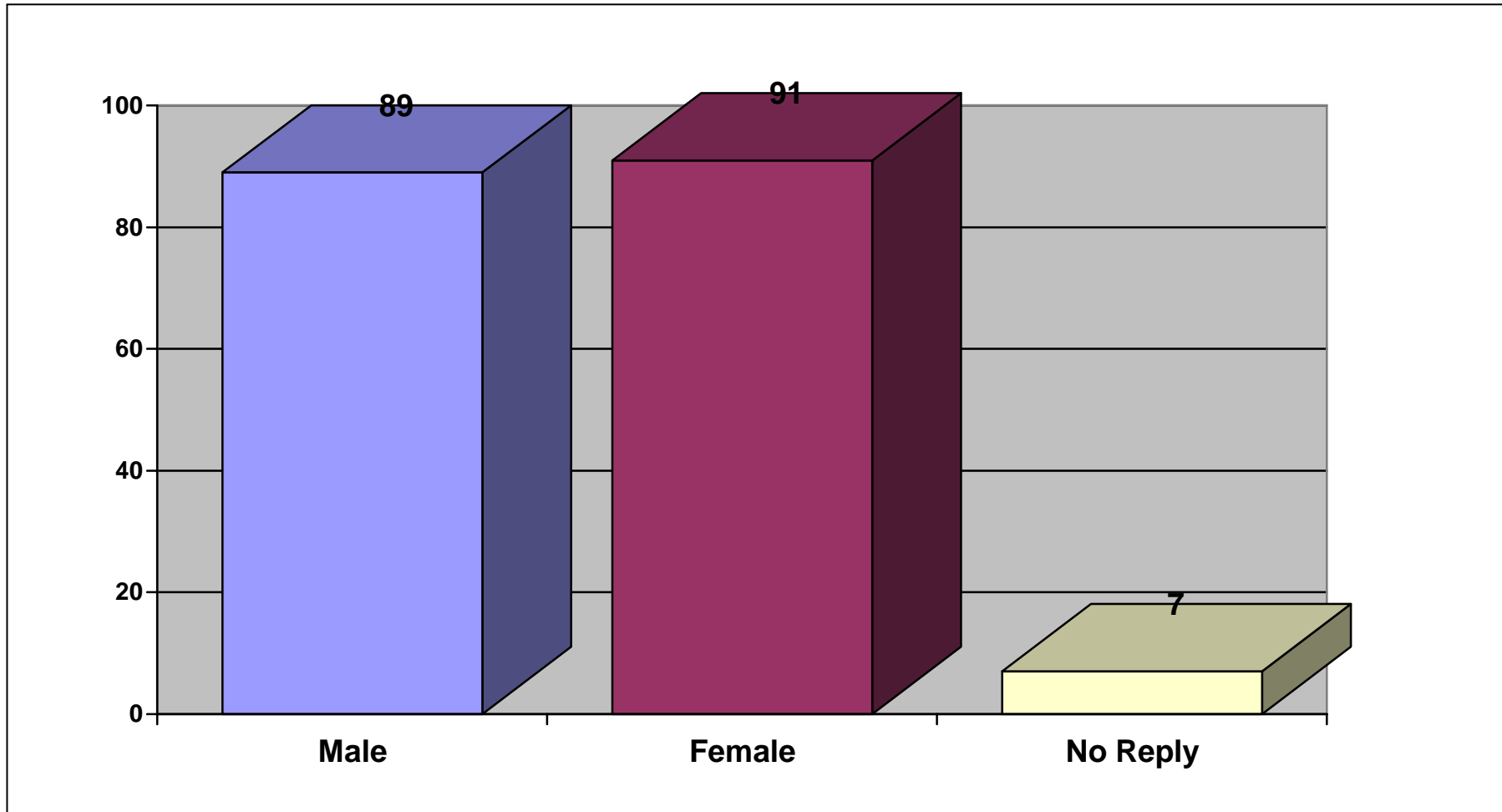
A total of 2139 young people have completed the questionnaires.

The number of respondents from each area is: -

Area 1 = 255, Area 2 = 71, Area 3 = 218, Area 4 = 504, Area 5 = 146, Area 6 = 187, Area 7 = 101, Area 8 = 201, Area 9 = 262, No Area = 194

21. Are you		
1	Male	89
2	Female	91
	No reply	7

Question 21 – About the person completing this questionnaire



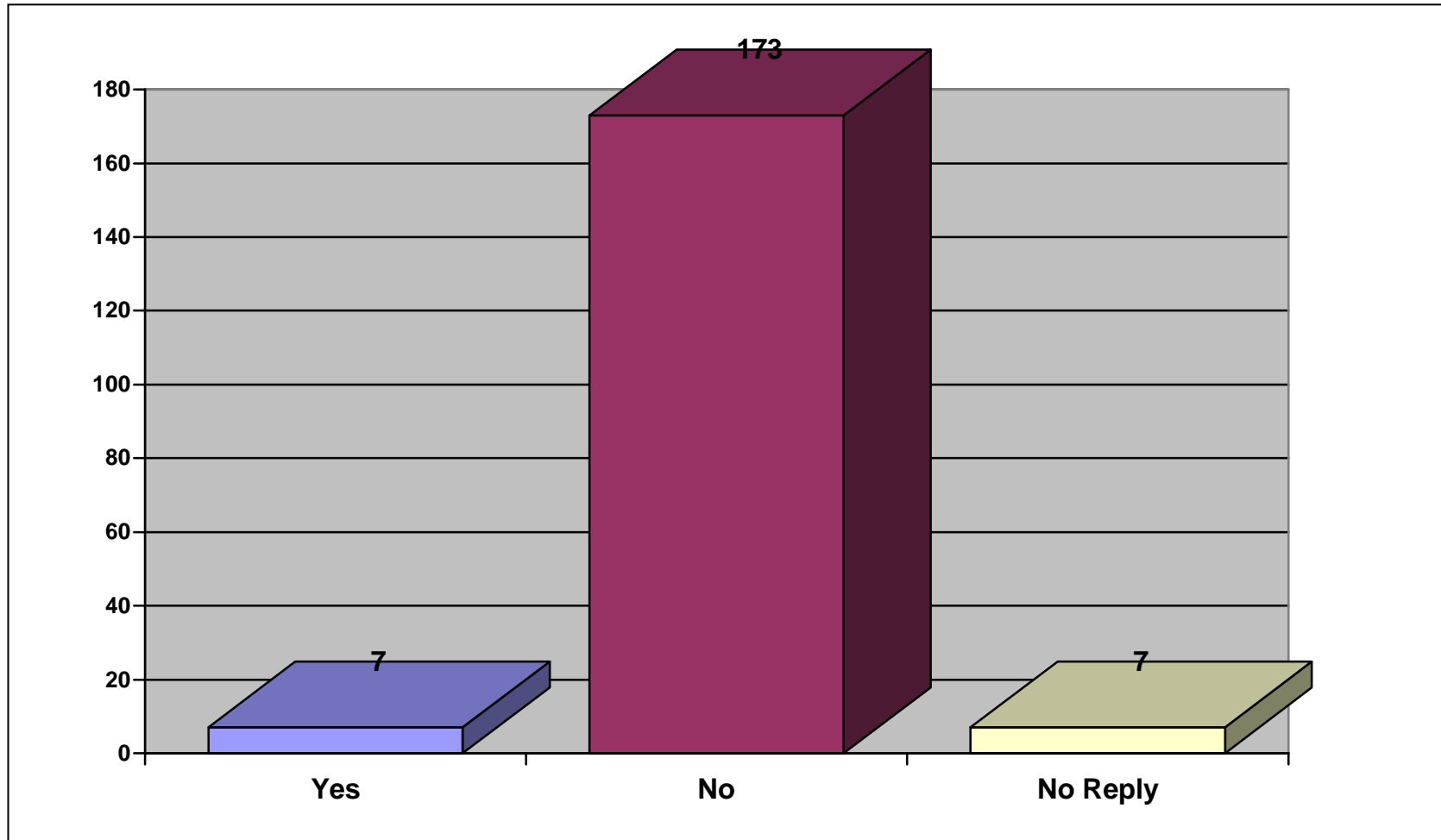
A total of 2139 young people have completed the questionnaires.

The number of respondents from each area is: -

Area 1 = 255, Area 2 = 71, Area 3 = 218, Area 4 = 504, Area 5 = 146, Area 6 = 187, Area 7 = 101, Area 8 = 201, Area 9 = 262, No Area = 194

22. Are you disabled or do you have any special needs		
1	Yes	7
2	No	173
	No reply	7

Question 22 – Are you disabled or do you have any special needs?



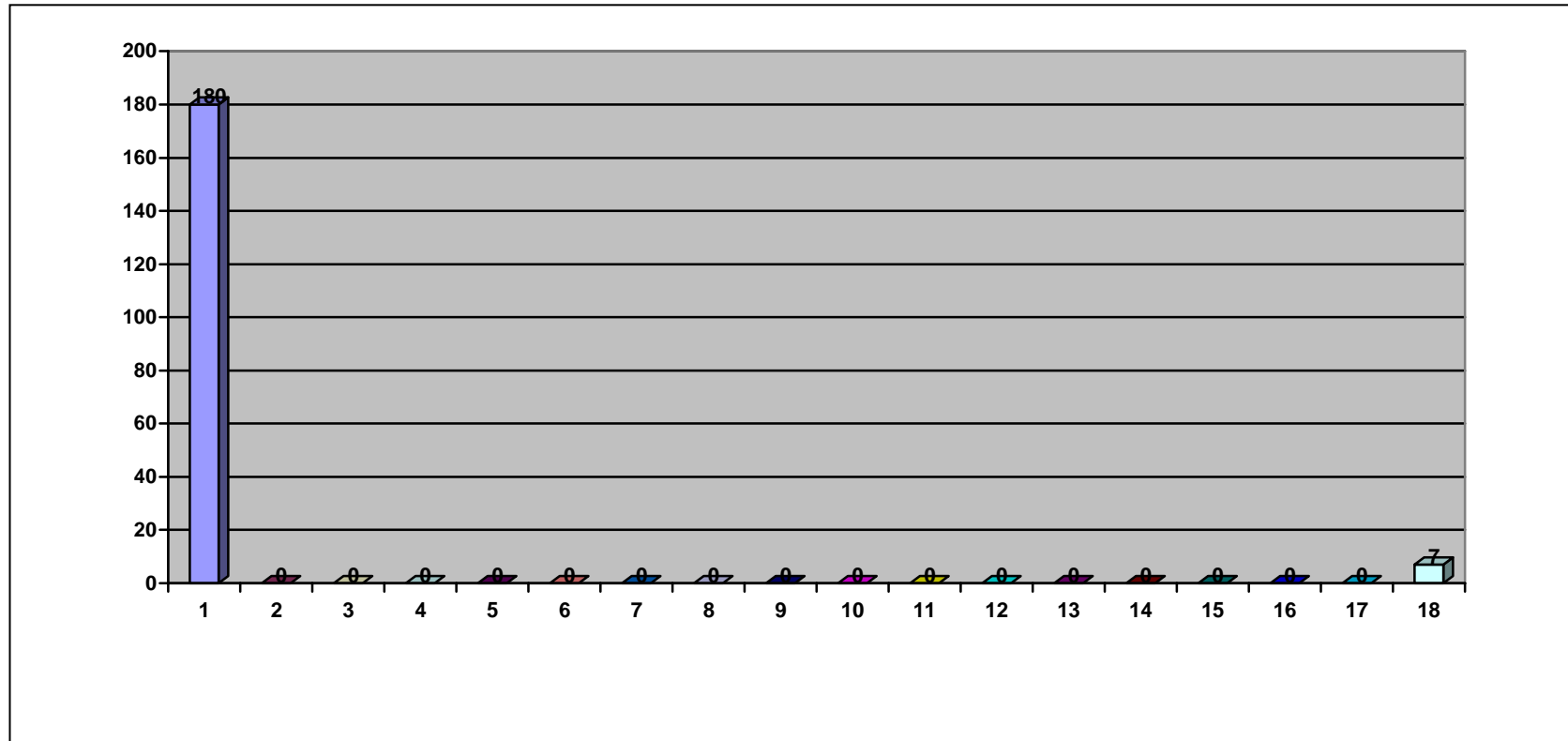
A total of 2139 young people have completed the questionnaires.

The number of respondents from each area is: -

Area 1 = 255, Area 2 = 71, Area 3 = 218, Area 4 = 504, Area 5 = 146, Area 6 = 187, Area 7 = 101, Area 8 = 201, Area 9 = 262, No Area = 194

23. What is your ethnic group		
White		
1	British	180
2	Irish	0
3	Other (please specify)	0
Black or black British		
4	Caribbean	0
5	African	0
6	Other (please tell us)	0
Mixed heritage		
7	White/black Caribbean	0
8	White/black African	0
9	White/Asian	0
10	Other (please tell us)	0
Asian or Asian British		
11	Indian	0
12	Bangladeshi	0
13	Pakistani	0
14	Other (please tell us)	0
Chinese		
15	Chinese	0
16	Other	0
Other		
17	Ethnic group (please tell us)	0
	No reply	7

Question 23 – What is your ethnic group?



1 = British

2 = Irish

3 = Other

4 = Caribbean

5 = African

6 = Black or Black British Other

7 = White/Black Caribbean

8 = White/Black African

9 = White/Asian

10 = Other

11 = Indian

12 = Bangladeshi

13 = Pakistani

14 = Other

15 = Chinese

16 = Other

17 = Ethnic Group

18 = No reply

A total of 2139 young people have completed the questionnaires.

The number of respondents from each area is: -

Area 1 = 255, Area 2 = 71, Area 3 = 218, Area 4 = 504, Area 5 = 146, Area 6 = 187, Area 7 = 101, Area 8 = 201, Area 9 = 262, No Area = 194

24. Where do you live		
1	London	0
2	South East (outside London)	0
3	South West	0
4	East Midlands	0
5	West Midlands	0
6	North West	0
7	Yorkshire & Humberside	187
8	Eastern England	0
9	Other (please tell us)	0