

YOUTH MATTERS QUESTIONNAIRE RESULTS

AREA 5
(146 Young People)

<u>CONTENTS</u>	<u>PAGE</u>
Introduction	1
Question 1. What activities do you do in the evenings or at weekends?	
Question and Comments	2
Graph showing number of respondents within area	3
Question 2. What activities do you wish were available in your area but currently aren't?	
Question and Comments	4 - 5
Question 3. If you had the opportunity to do up to four hours of activities, including sport, in your spare time each week, would you make use of it?	
Question	6
Graph showing number of respondents within area	7
Question 4. Where would you like to be able to go to meet friends?	
Question and Comments	8
Graph showing number of respondents within area	9
Question 5. If there were more places for young people to go, do you think it would stop some teenagers getting into trouble?	
Question	10
Graph showing number of respondents within area	11
Question 6. How would you like to be involved in improving things for teenagers in your area? (Tick any that you would like to be involved in)	
Question and Comments	12
Graph showing number of respondents within area	13
Question 7. How would you like to tell your local council what you think about activities and services for teenagers?	
Question and Comments	14
Graph showing number of respondents within area	15

CONTENTS

PAGE

Question 8. Would a card that gave you discounts and money to spend on activities encourage you to more activities in your spare time?

Question 16

Graph showing number of respondents within area 17

Question 9. Do you think your parents would top up your card with money for you to spend on activities?

Question 18

Graph showing number of respondents within area 19

Question 10. We think young people who misbehave or commit crimes should not get these discounts and top-ups. What do you think?

Question 20

Graph showing number of respondents within area 21

Question 11. Would you help out more in your community if what you did was recognised in some way?

Question 22

Graph showing number of respondents within area 23

Question 12. What kind of recognition or reward would encourage you to help out more in your community?

Question and Comments 24

Graph showing number of respondents within area 25

Question 13. Who do you go to now for information, help and advice? (For example: parent, friends, teachers, Connexions, youth worker, social worker, help lines).

Comments 26

Question 14. What do you think about the information, help and advice you receive?

Comments 27

Question 15. How would you like information and advice on your future education and career choices to be provided?

Question and Comments 28

Graph showing number of respondents within area 29

CONTENTS

PAGE

Question 16. If you were experiencing problems in your life, would you like to have one professional person you can trust to go to for advice and information?

Question 30

Graph showing number of respondents within area 31

Question 17. Do you currently help out in any of the following ways?

Question and Comments 32

Graph showing number of respondents within area 33

Question 18. Would anything make you want to get involved helping out in your local area or with younger people?

Comments 34 - 35

Question 19. Is there anything else you think we should consider to make life better for teenagers?

Comments 36 - 37

Question 20. Age

Comments 38

Graph showing number of respondents within area 39

Question 21. Are you? (Gender)

Table of figures within area 40

Graph showing number of respondents within area 41

Question 22. Are you disabled or do you have any special needs?

Comments 42

Graph showing number of respondents within area 43

Question 23. What is your ethnic group?

Comments 44

Graph showing number of respondents within area 45

Question 24. Where do you live?

Comments 46

Youth Matters

Introduction

On the 18th July the Government published the Youth Matters Green Paper (somewhere to go something to do) with a closing date for consultation with young people set for November 2005.

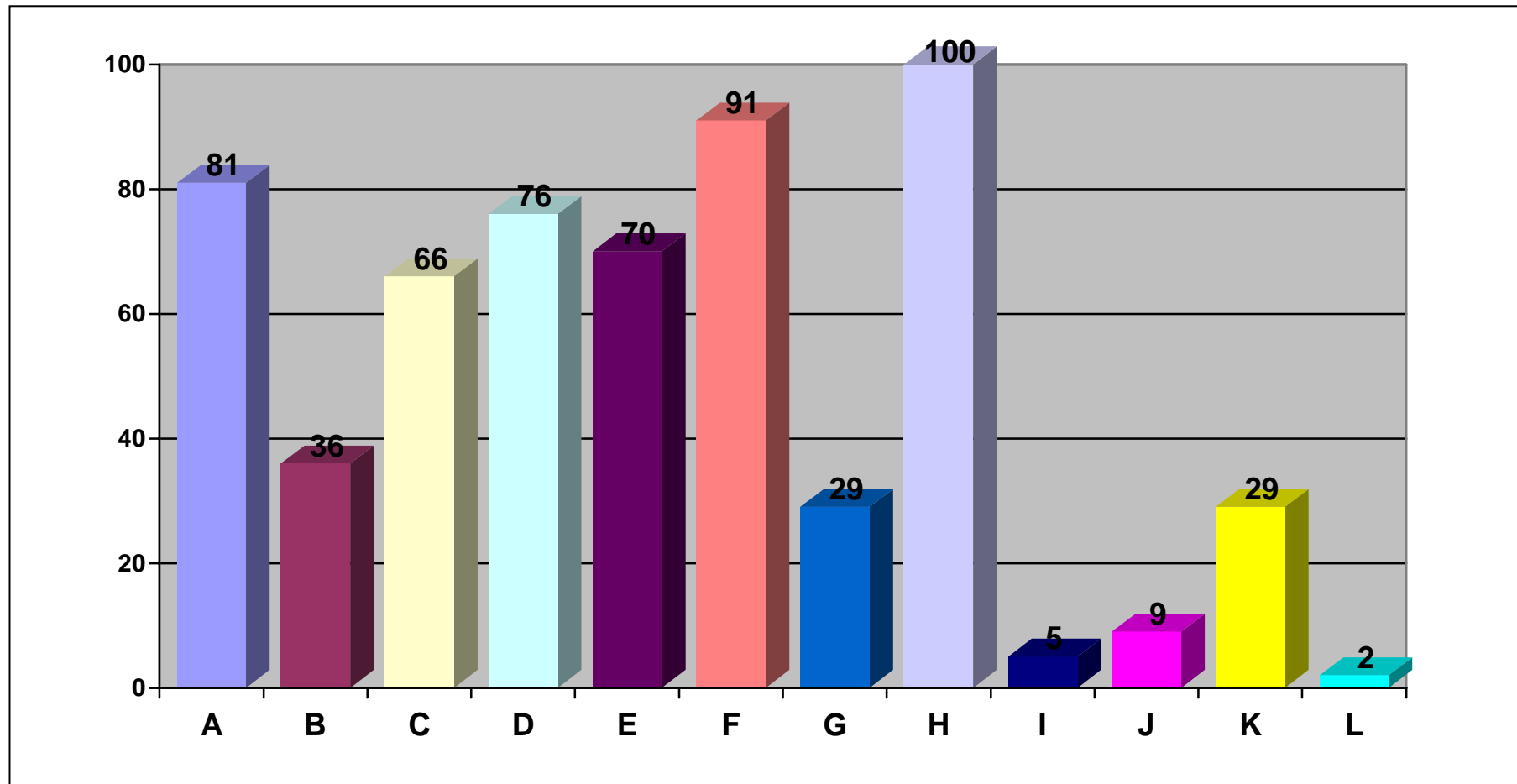
The Voice and Influence team within the Youth Service undertook the task of going out into their areas, which combined cover, the whole borough of Barnsley and asked young people to fill in the questionnaire that had been compiled by the DFES.

2,139 young people participated in filling in the questionnaires. The workers accessed young people through Secondary Schools, on the streets and in Youth Centres. What follows are the responses for Area 5, which includes: -

Cawthorne
Silkstone
Silkstone Common
Hoylandswaine
Inbirchworth
Penistone
Thurgoland
Dunford Bridge
Oxspring
Wortley
Tankersley
Pilley
Millhouse

SOMETHING TO DO		
1. What activities do you do in the evenings or at weekends?		
A	Play Sport	81
B	Watch sport	36
C	Music – playing or DJ-ing	66
D	Shopping	76
E	Cinema	70
F	Meet friends	91
G	Dance or drama	29
H	Watch TV	100
I	Help out in your community	5
J	Nothing	9
K	Other (please tell)	29
	No reply	2
COMMENTS		
	BMX	1
	Choir	1
	Computer	6
	Drums	1
	Going to the corn field	1
	Guides	1
	Horse riding	3
	Listen to music	1
	Piano	1
	Play computer games	1
	Play out	1
	Ps2	2
	Read	1
	Recycling shredding paper	1
	Ride motor bikes	1
	Scouts	2
	Skateboarding	3
	Skating	1
	Smoke	1
	Swimming	1
	Teen night club	1
	Things at youth club	1
	Youth club	2

Question 1 – What activities do you do in the evenings or at weekends?



A = Play Sport

B = Watch Sport

C = Music – playing or DJ-ing

D = Shopping

E = Cinema

F = Meet Friends

G = Dance or Drama

H = Watch TV

I = Help out in your Community

J = Nothing

K = Other

L = No Reply

A total of 2139 young people have completed the questionnaires.

The number of respondents from each area is: -

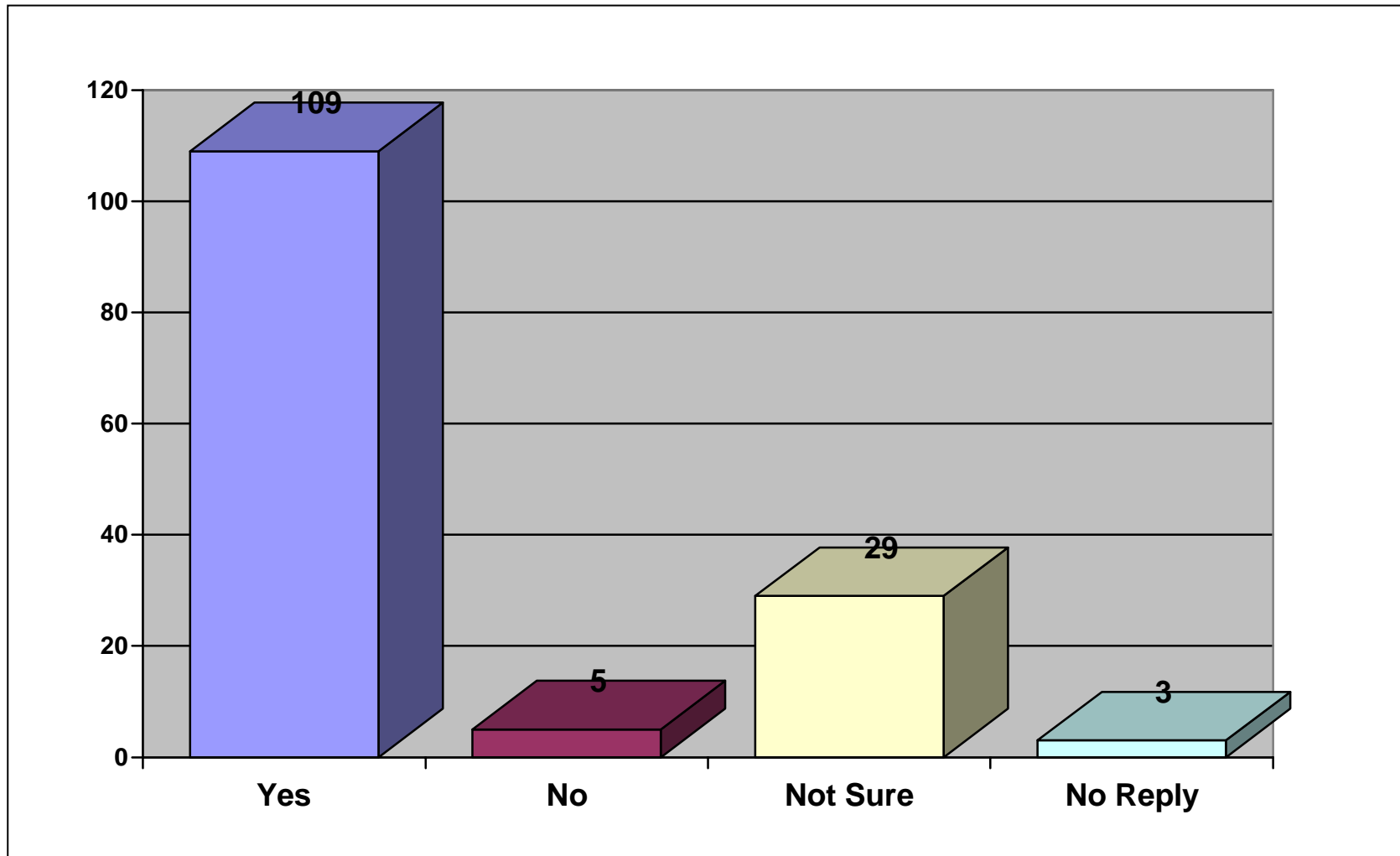
Area 1 = 255, Area 2 = 71, Area 3 = 218, Area 4 = 504, Area 5 = 146, Area 6 = 187, Area 7 = 101, Area 8 = 201, Area 9 = 262, No Area = 194

2. What activities do you wish were available in your area but currently aren't?	
COMMENTS	
A good park/ Better park	2
A skate park	1
Activities in school	1
All you can eat, Chinese restaurant	1
Basket ball	2
Beauty contests	1
Better skate parks	1
Bike ramps	2
Bmx track	1
Bowling	3
Cinema	5
Climbing	1
Cricket nets	1
Cricket pitch	2
Cricket Rounders basket ball	1
Crosser track	1
Dance classes not many local	1
Dancing	5
Dancing and singing	1
Dancing classes	2
Drama club	2
Don't know	1
F1 driving	1
Fishing	2
Football / stadium/ team/ nets with netting/ club/ cage	9
Games workshop	1
Golf	6
Gym	6
Gym for children	2
Hockey/ team	3
Horse riding	1
House estate for disabled	1
I don't know	1
Ice skating rink	9
MacDonald's	1
More activities near home	1
More shops	7
Motocross track on the red ash	2
Music venue	1
News agents	2
No idea	1
None	8
Organised sports activities	2
Park	2
Play area	1

Play sport	1
Pool practice	1
Rock climbing	1
Roller coaster	1
Rounders in parks and stuff	5
Rugby pitch/ posts	3
Shopping centre	4
Skate park	9
Small gym or sports centre	1
Snooker	1
Snow boarding	1
Sports centre	2
Squash	1
Swimming pool	19
Table tennis	1
Teen night club	2
Tennis club	2
Theme park	5
Up date play area	1
Woodwork	1
Youth park	1

3. If you had the opportunity to do up to four hours of activities, including sport, in your spare time each week, would you make use of it?		
A	Yes	109
B	No	5
C	Not sure	29
	No reply	3

Question 3 – If you had the opportunity to do up to four hours of activities, including sport, in your spare time each week, would you make use of it?



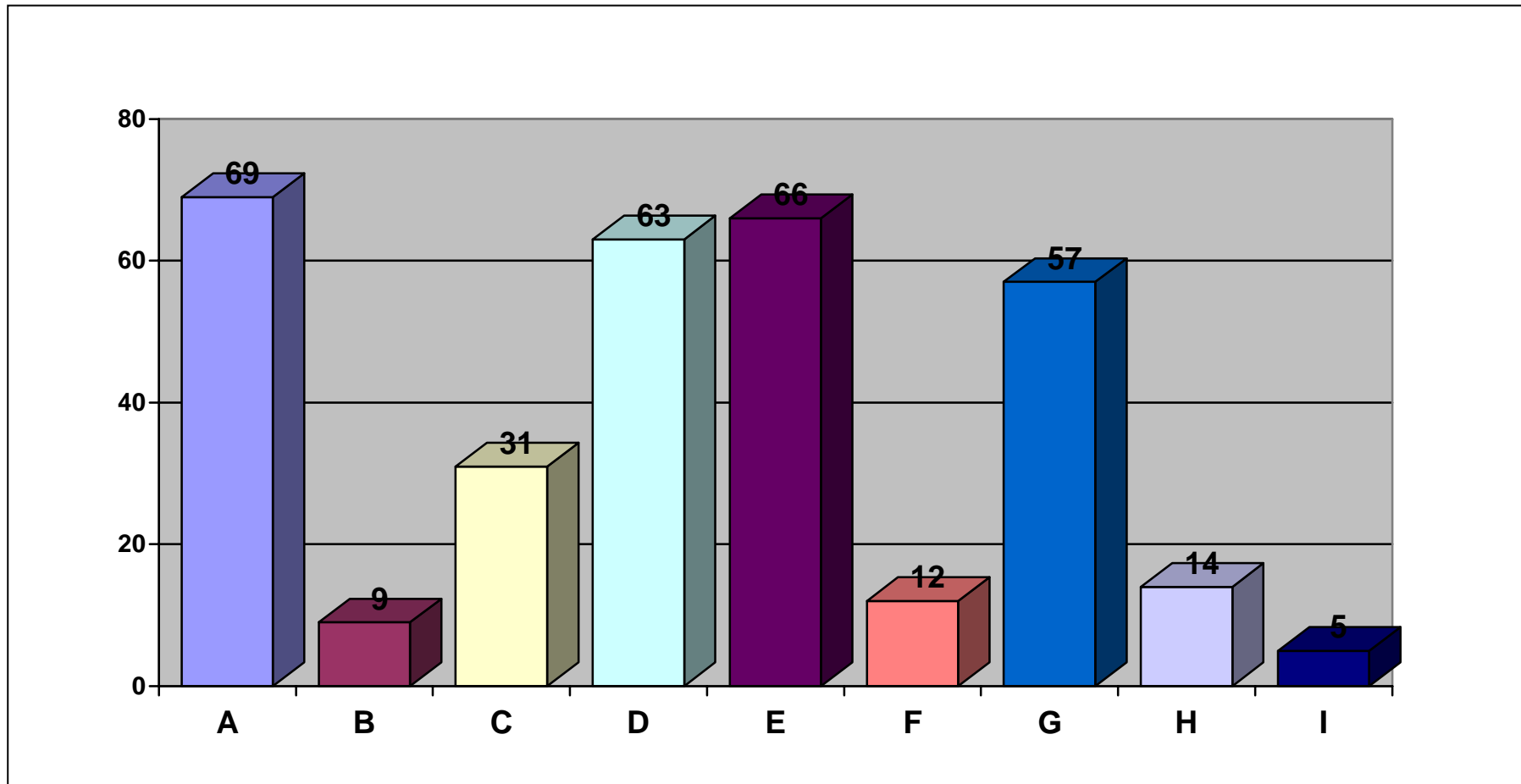
A total of 2139 young people have completed the questionnaires.

The number of respondents from each area is: -

Area 1 = 255, Area 2 = 71, Area 3 = 218, Area 4 = 504, Area 5 = 146, Area 6 = 187, Area 7 = 101, Area 8 = 201, Area 9 = 262, No Area = 194

SOMEWHERE TO GO		
4. Where would you like to be able to go to meet friends?		
A	Youth club	69
B	Community centre	9
C	Café/coffee shop	31
D	Shopping centre	63
E	Local park	66
F	Mobile youth centre	12
G	Sports centre	57
H	Other (please tell us)	14
	No reply	5
COMMENTS		
	Allow to meet in town centre – better accessibility	1
	Behind garage	1
	Don't know	2
	Drama	1
	Gaming shop	1
	Holiday	1
	Music hall	1
	My house	2
	Or behind back of garages	1
	Pub	1
	School	2
	Skate park	4
	Teen night club	2

Question 4 – Where would you like to go to be able to meet friends?



- | | | | | | |
|----------|---|--------------------------|----------|---|-------------------------------|
| A | = | Youth Club | F | = | Mobile Youth Centre |
| B | = | Community Centre | G | = | Sports Centre |
| C | = | Café/ Coffee Shop | H | = | Other (please tell us) |
| D | = | Shopping Centre | I | = | No Reply |
| E | = | Local Park | | | |

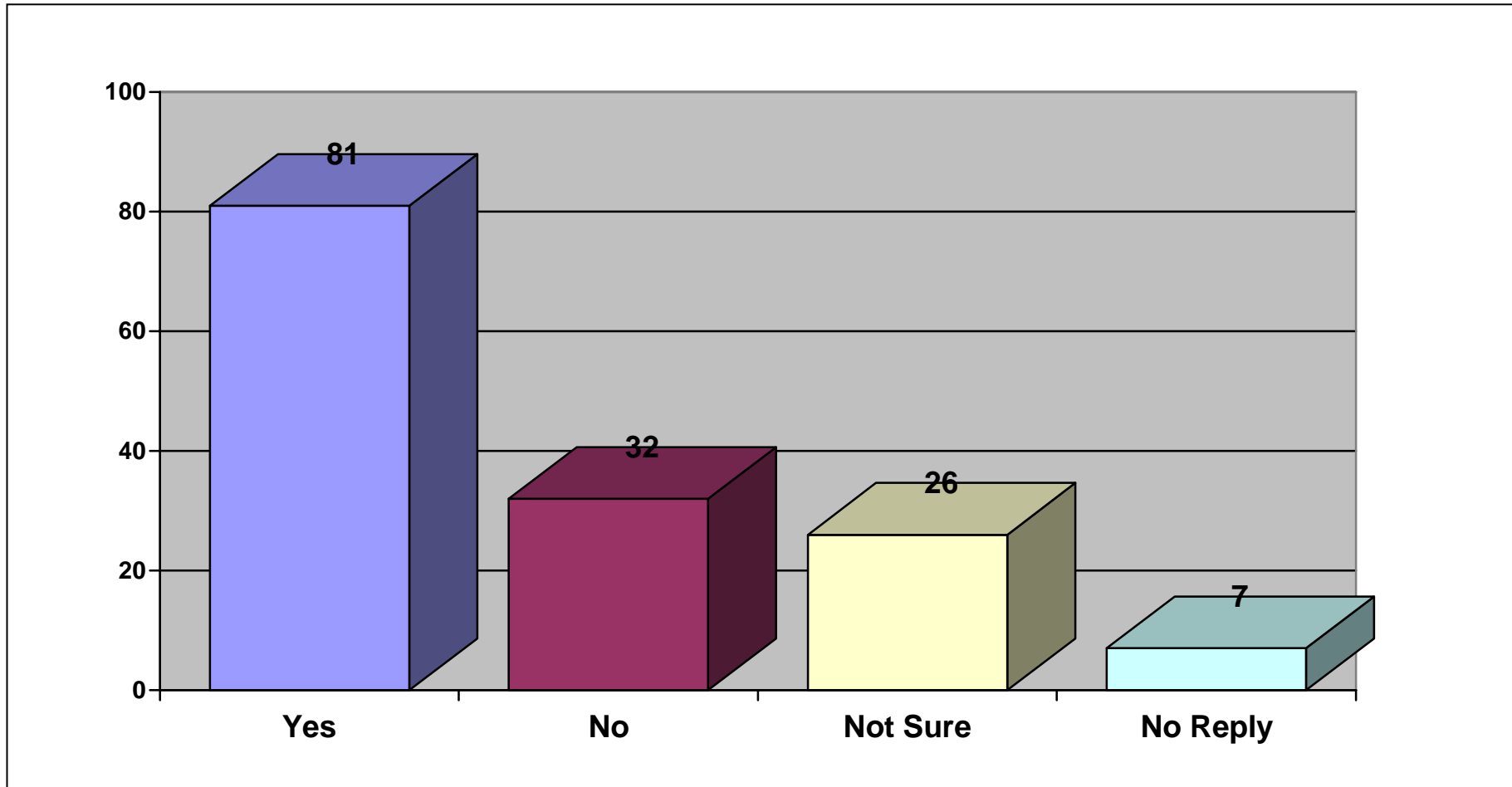
A total of 2139 young people have completed the questionnaires.

The number of respondents from each area is: -

Area 1 = 255, Area 2 = 71, Area 3 = 218, Area 4 = 504, Area 5 = 146, Area 6 = 187, Area 7 = 101, Area 8 = 201, Area 9 = 262, No Area = 194

5. If there were more places for young people to go, do you think it would stop some teenagers getting into trouble?		
A	Yes	81
B	No	32
C	Not sure	26
	No reply	7

1 **Question 5 – If there were more places for young people to go, do you think it would stop some teenagers getting into trouble?**



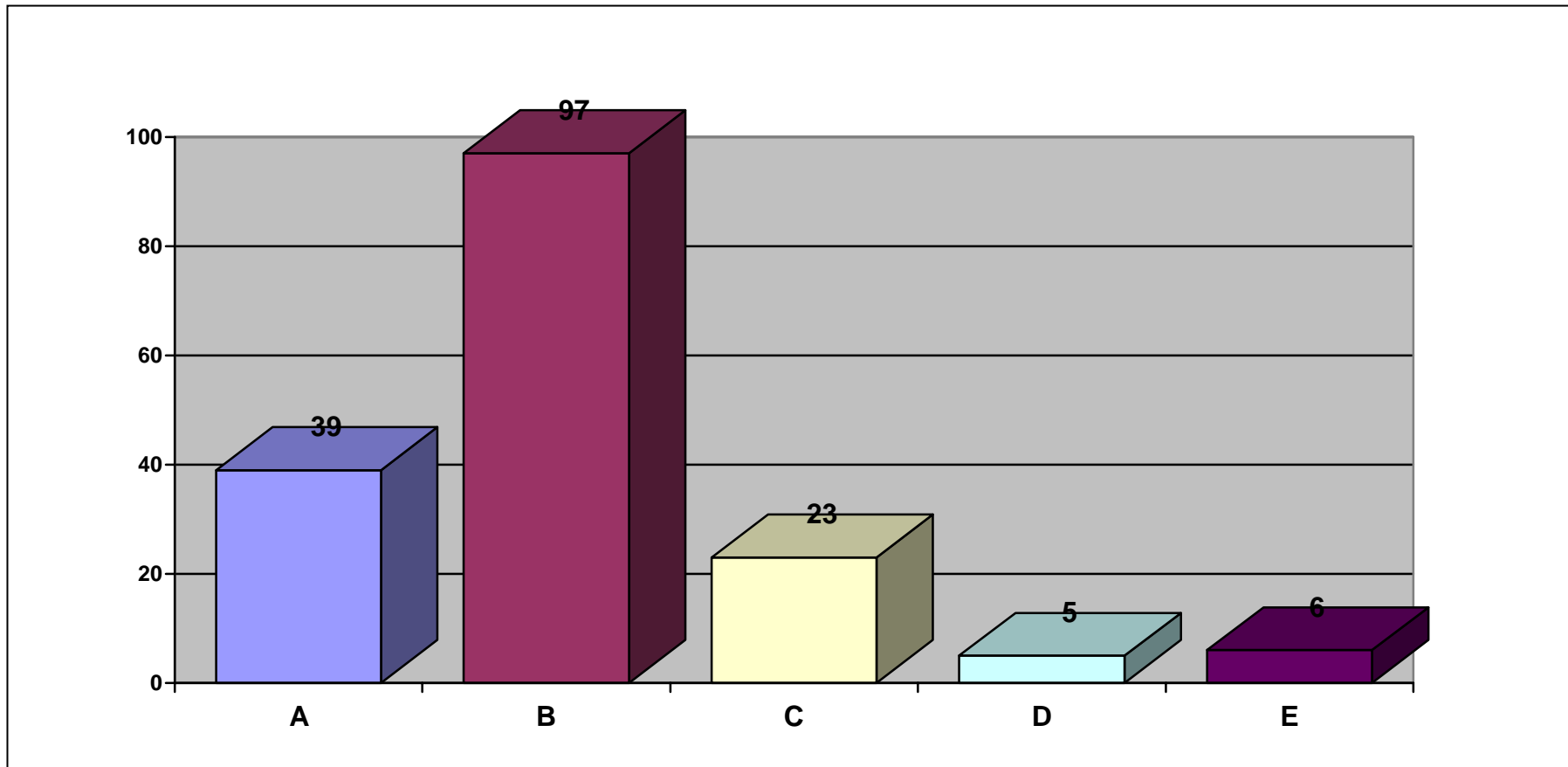
A total of 2139 young people have completed the questionnaires.

The number of respondents from each area is: -

Area 1 = 255, Area 2 = 71, Area 3 = 218, Area 4 = 504, Area 5 = 146, Area 6 = 187, Area 7 = 101, Area 8 = 201, Area 9 = 262, No Area = 194

TALKING ABOUT WHAT MATTERS TO YOU		
6. How would you like to be involved in improving things for teenagers in your area? (Tick any that you would like to be involved in?)		
A	Take part in an inspection of how good local activities and services are	39
B	Help decide how your local council spends money on providing activities	97
C	Don't think young people should get involved in these kinds of decisions	23
D	Other (please tell us)	5
	No Reply	6
COMMENTS		
	Bike ramps	1
	Don't know	1
	Football coaches	1
	Get together with friends	1
	Have somewhere to ride motorbikes	1

Question 6 – How would you like to be involved in improving things for teenagers in your area?



- A = Take part in an inspection of how good local activities and services are**
- B = Help decide on how your local Council spends money on providing activities**
- C = Don't think that young people should get involved in these kind of decisions**
- D = Other**
- E = No reply**

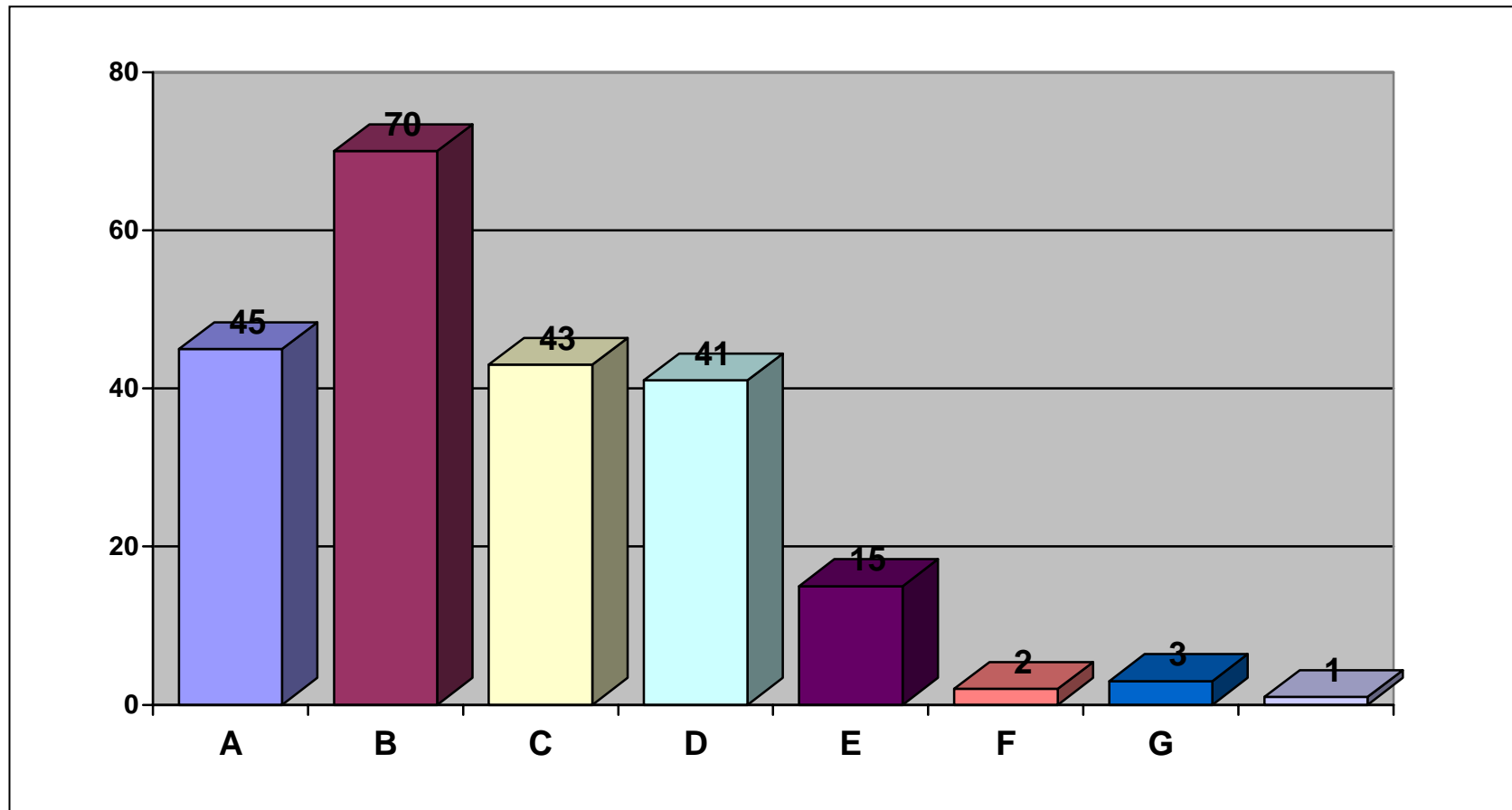
A total of 2139 young people have completed the questionnaires.

The number of respondents from each area is: -

Area 1 = 255, Area 2 = 71, Area 3 = 218, Area 4 = 504, Area 5 = 146, Area 6 = 187, Area 7 = 101, Area 8 = 201, Area 9 = 262, No Area = 194

7. How would you like to tell your local council what you think about activities and services for teenagers?		
A	Attend a meeting	45
B	Fill in a questionnaire	70
C	Have your say on a website or by email	43
D	Through your school or college	41
E	Don't want to be involved	15
F	Other (please tell us)	2
	No reply	3
COMMENTS		
	Write a letter	1

Question 7 – How would you like to tell your local Council what you think about activities and services for teenagers?



- | | |
|---|--------------------------------------|
| A = Attend meetings | E = Don't want to be involved |
| B = Fill in a questionnaire | F = Other |
| C = Have your say on a website or by email | G = No reply |
| D = Through your school or college | |

A total of 2139 young people have completed the questionnaires.

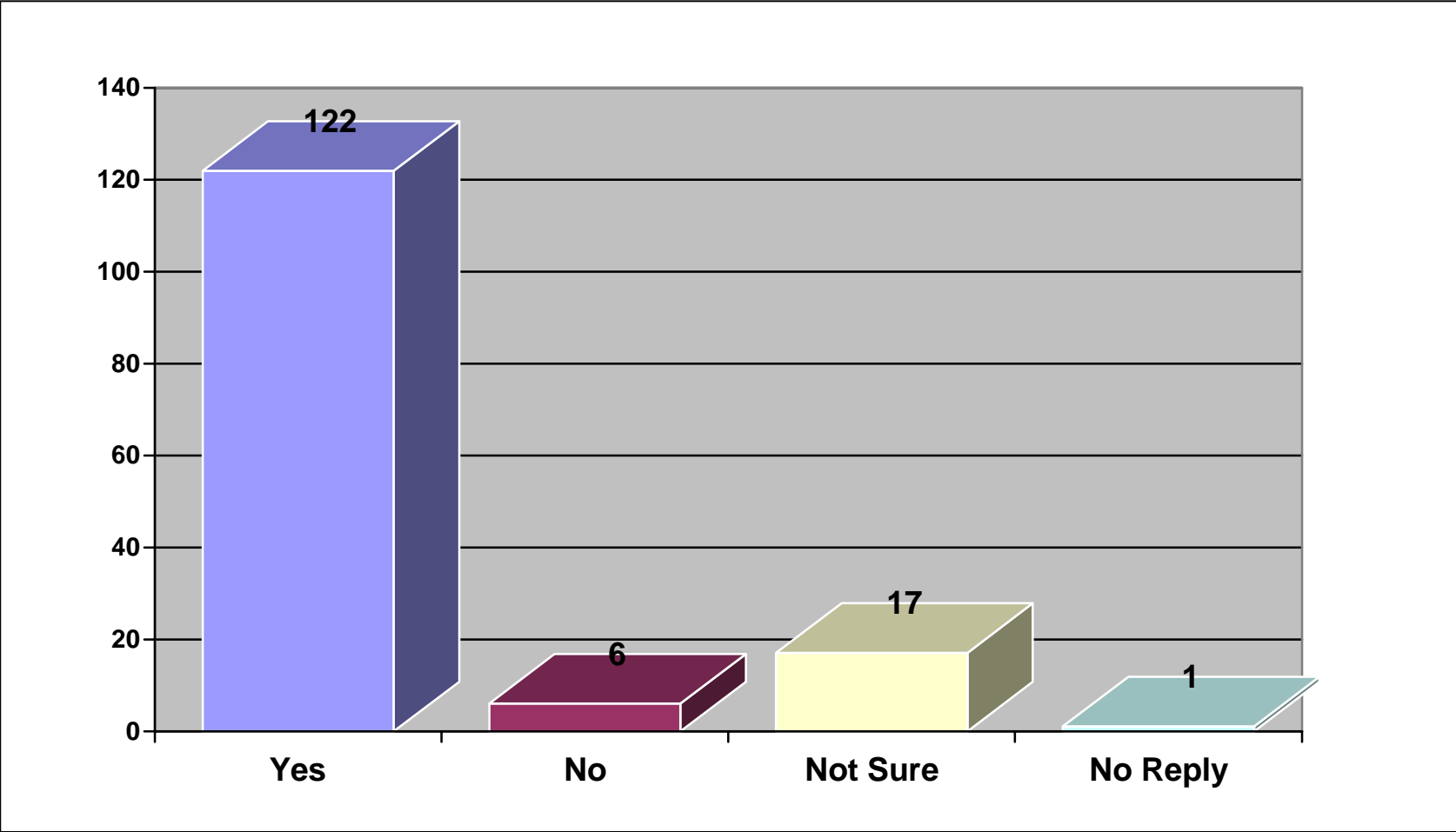
The number of respondents from each area is: -

Area 1 = 255, Area 2 = 71, Area 3 = 218, Area 4 = 504, Area 5 = 146, Area 6 = 187, Area 7 = 101, Area 8 = 201, Area 9 = 262, No Area = 194

ENCOURAGEMENT**8. Would a card that gave you discounts and money to spend on activities encourage you to do more activities in your spare time?**

A	Yes	122
B	No	6
C	Not sure	17
	No reply	1

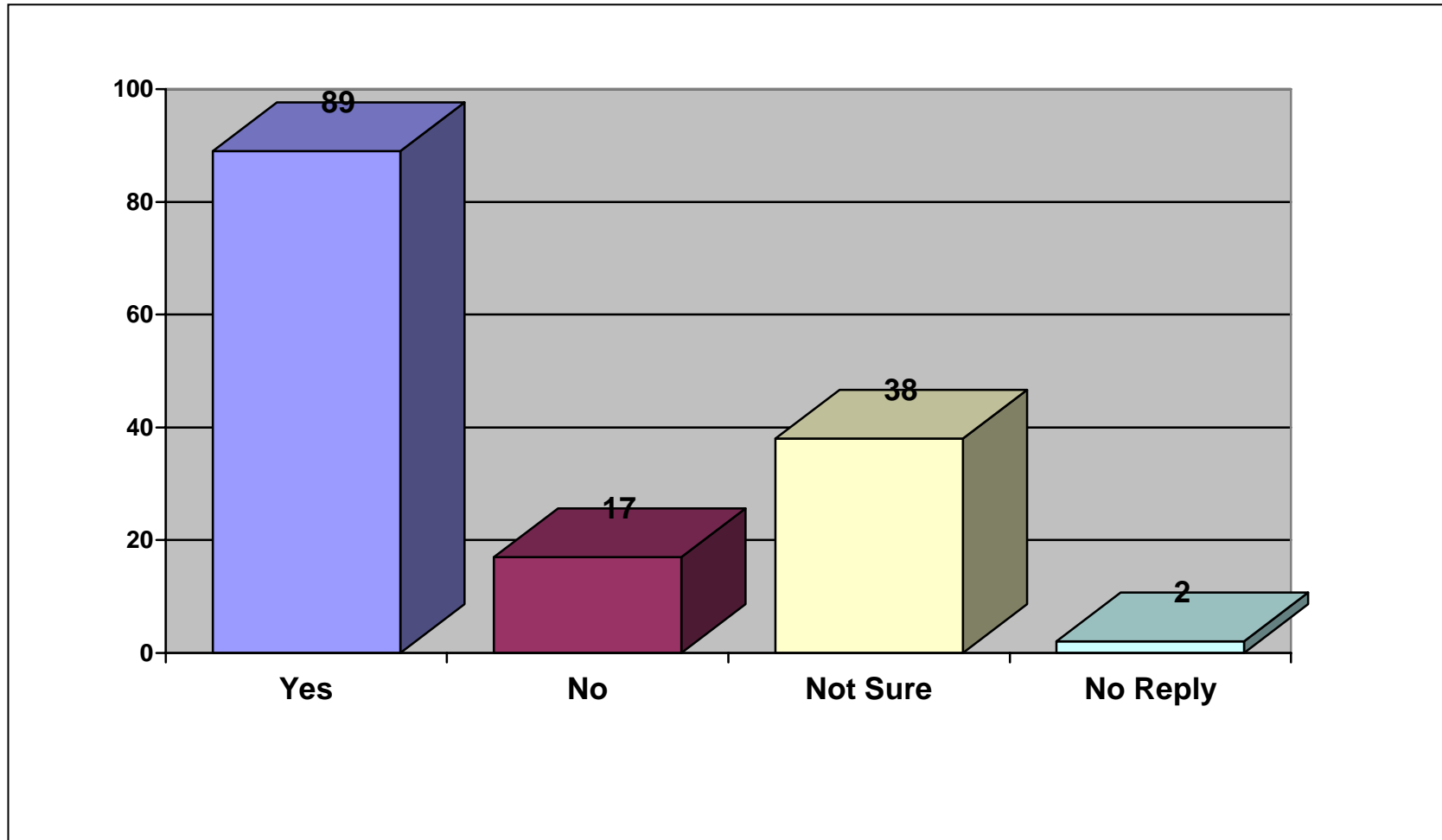
Question 8 – Would a card that gave you discounts and money to spend on activities encourage you to do more activities in your spare time?



A total of 2139 young people have completed the questionnaires.
The number of respondents from each area is: -
Area 1 = 255, Area 2 = 71, Area 3 = 218, Area 4 = 504, Area 5 = 146, Area 6 = 187, Area 7 = 101, Area 8 = 201, Area 9 = 262, No Area = 194

9. Do you think your parents would top up your card with money for you to spend on activities		
A	Yes	89
B	No	17
C	Not sure	38
	No reply	2

Question 9 – Do you think your parents would top up your card with money for you to spend on activities?



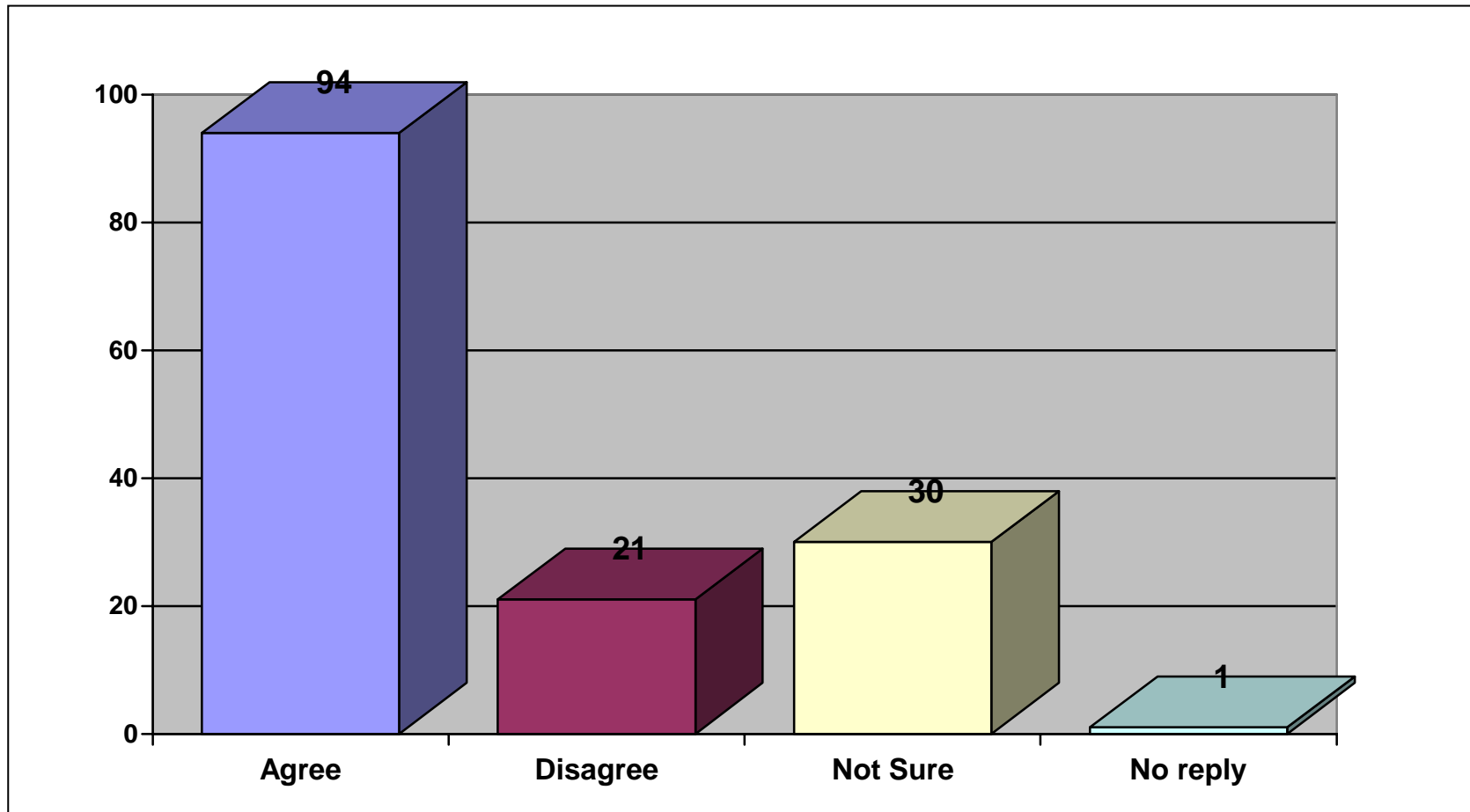
A total of 2139 young people have completed the questionnaires.

The number of respondents from each area is: -

Area 1 = 255, Area 2 = 71, Area 3 = 218, Area 4 = 504, Area 5 = 146, Area 6 = 187, Area 7 = 101, Area 8 = 201, Area 9 = 262, No Area = 194

10. We think young people who misbehave or commit crimes should not get these discounts and top-ups. What do you think?		
A	Agree	94
B	Disagree	21
C	Not sure	30
	No reply	1

Question 10 – We think young people who misbehave or commit crimes should not get these discounts and top-ups. What do you think?



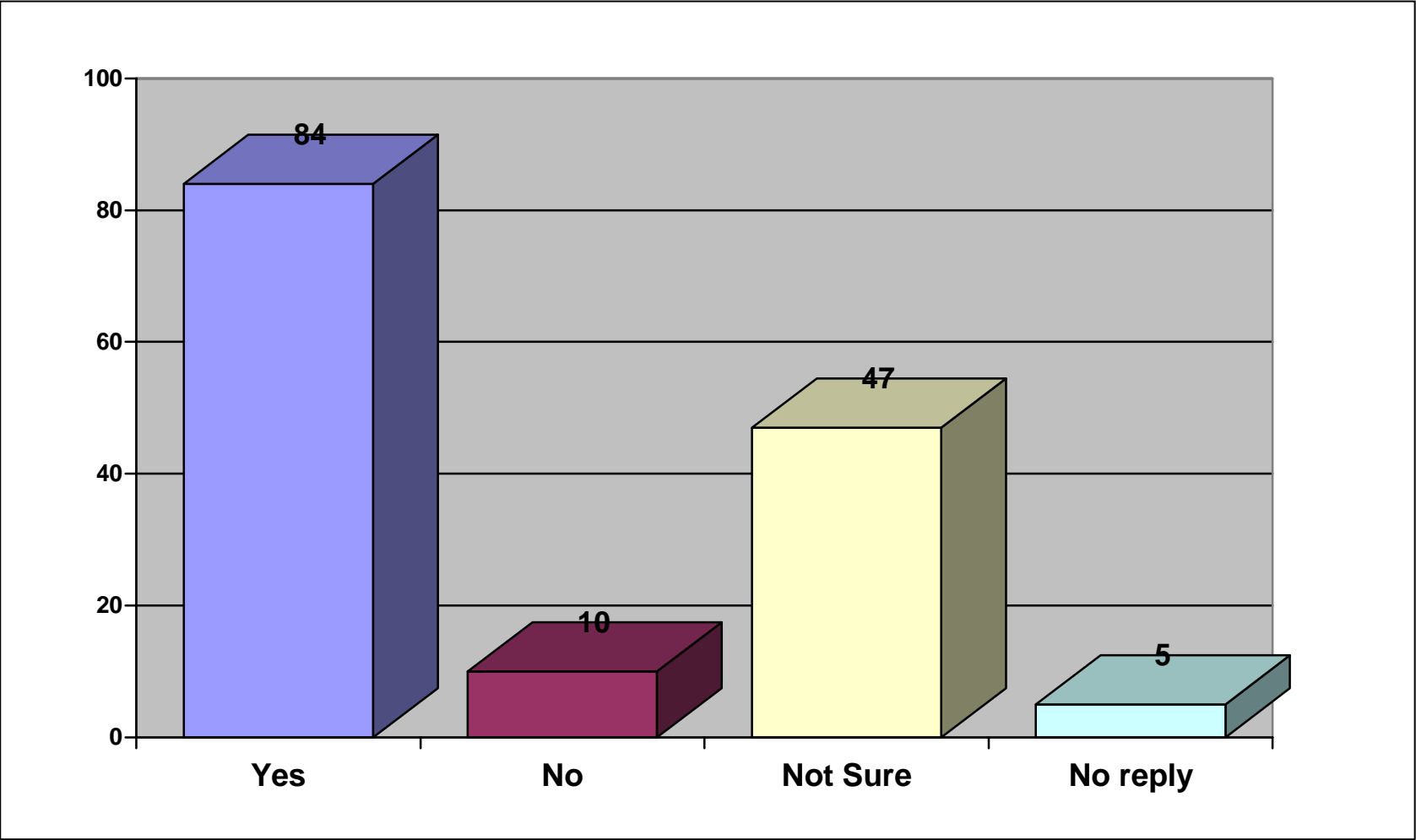
A total of 2139 young people have completed the questionnaires.

The number of respondents from each area is: -

Area 1 = 255, Area 2 = 71, Area 3 = 218, Area 4 = 504, Area 5= 146, Area 6 = 187, Area 7 = 101, Area 8 = 201, Area 9 = 262, No Area = 194

11. Would you help out more in your community if what you did was recognised in some way?		
A	Yes	84
B	No	10
C	Not sure	47
	No reply	5

Question 11 – Would you help out more in your community if what you did was recognised in some way?



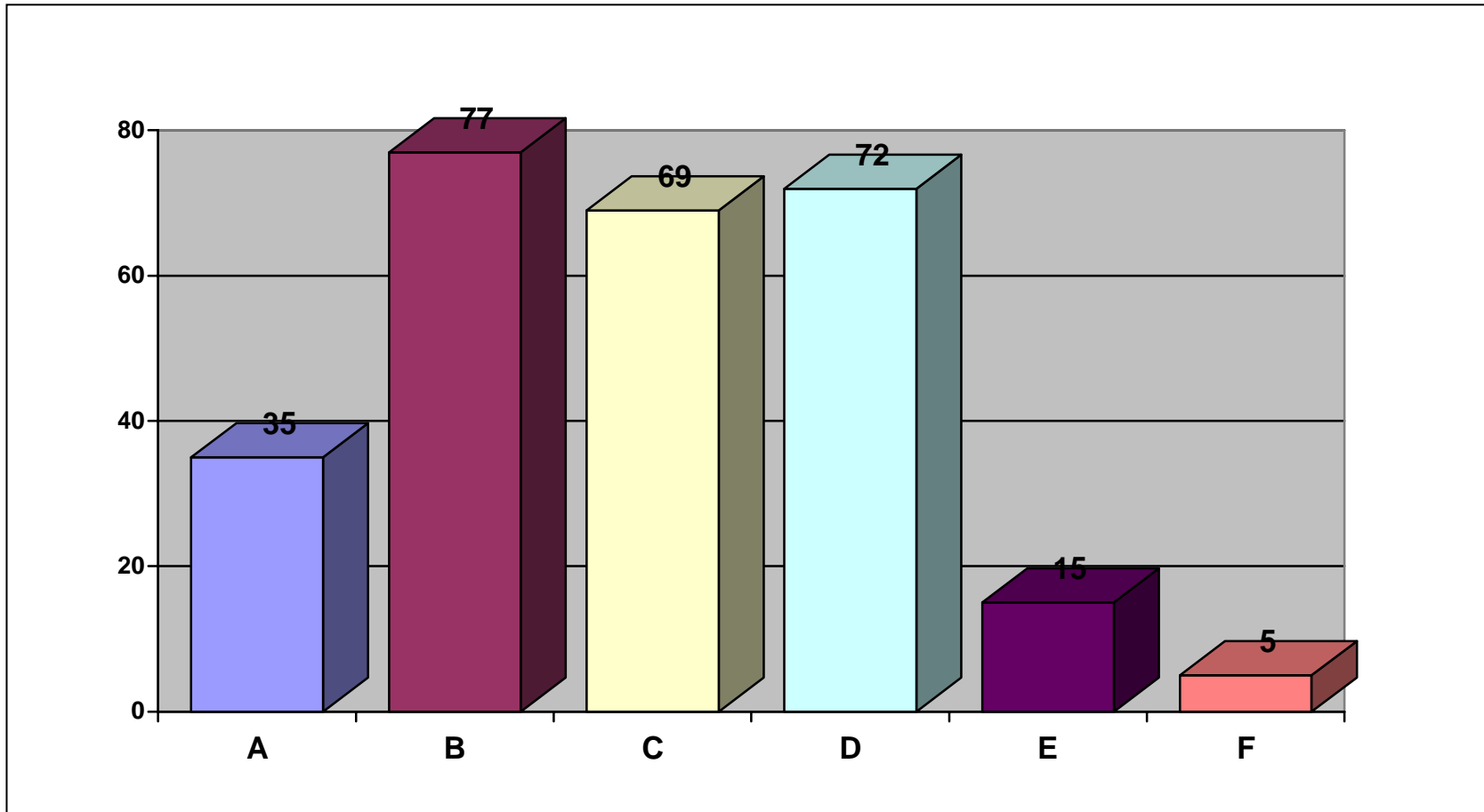
A total of 2139 young people have completed the questionnaires.

The number of respondents from each area is: -

Area 1 = 255, Area 2 = 71, Area 3 = 218, Area 4 = 504, Area 5 = 146, Area 6 = 187, Area 7 = 101, Area 8 = 201, Area 9 = 262, No Area = 194

12. What kind of recognition or reward would encourage you to help out more in your community? (Tick any that would encourage you to get involved more)		
A	An award or certificate	35
B	Things like CDs or ringtones	77
C	Extra-top-ups on your card to spend on activities	69
D	The chance to win the opportunity to go to big events or meet important people	72
E	Other (please tell us)	15
	No reply	5
COMMENTS		
	Don't get question	1
	Go on a trip somewhere	3
	Money	7
	Theme park tickets	1
	Tickets for an event	1
	Voucher for new look, Jane Norman and Fred Perry	1
	Vouchers	2
	Vouchers for posh shops	1

Question 12 – What kind of recognition or reward would encourage you to help out more in your community?



A = An award or certificate

B = Things like CDs or ringtones

C = Extra-top-ups on your card to spend on activities

D = The chance to win the opportunity to go to big events or meet important people

E = Other

F = No Reply

A total of 2139 young people have completed the questionnaires.

The number of respondents from each area is: -

Area 1 = 255, Area 2 = 71, Area 3 = 218, Area 4 = 504, Area 5 = 146, Area 6 = 187, Area 7 = 101, Area 8 = 201, Area 9 = 262, No Area = 194

INFORMATION AND SUPPORT

13. Who do you go to now for information, help and advice?) For example: parent, friends, teachers, Connexions, youth worker, social worker, help lines.)

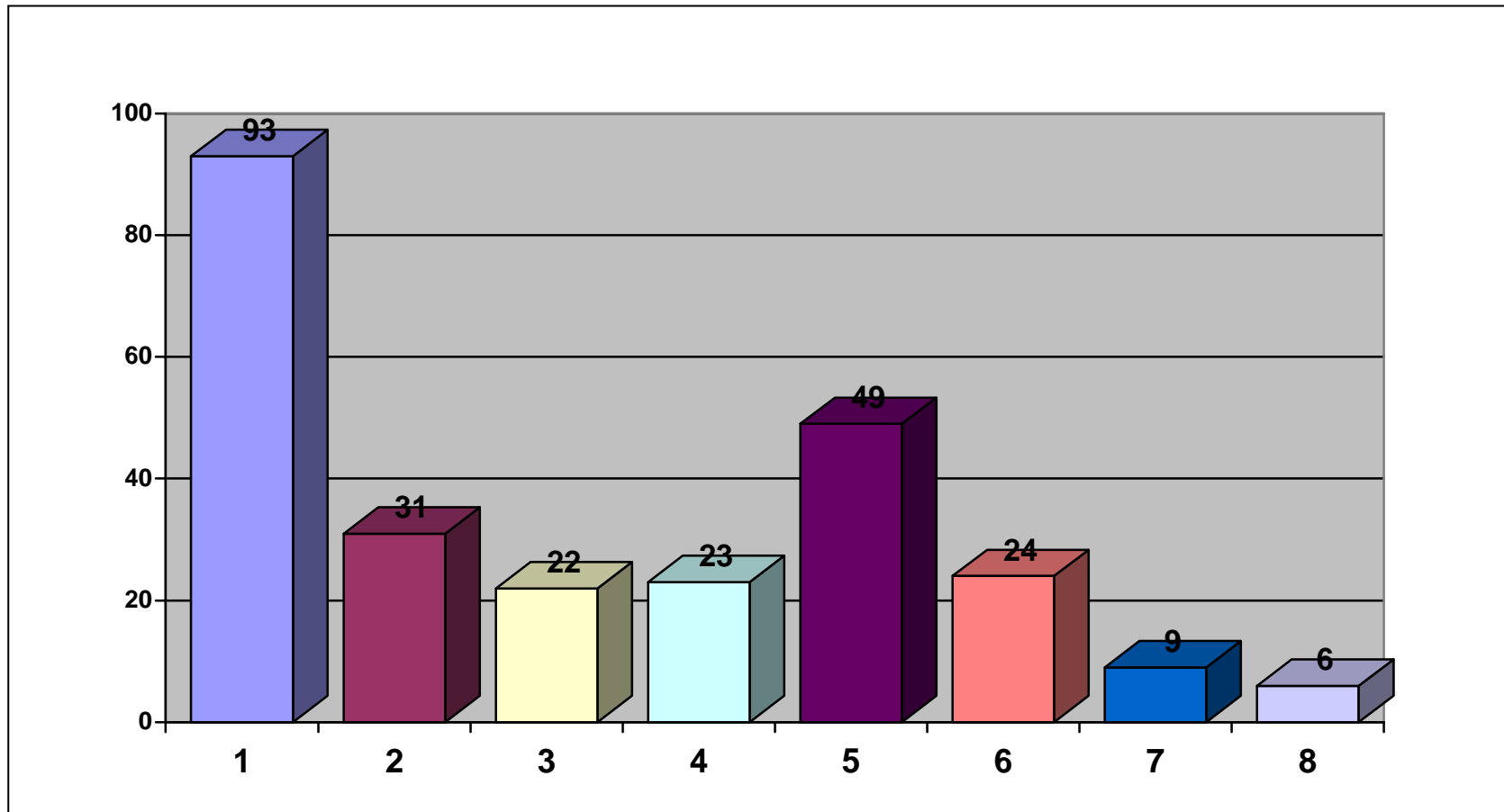
COMMENTS

Friends	78
I pray	1
Internet	3
No one because they don't listen	2
Parents	77
Sister/brother/ family	5
Teacher	24
TV	1
Youth worker	8

14. What do you think about the information, help and advice you receive?	
COMMENTS	
Bad	1
But more people should've been involved	1
Buzzin	1
Could be better	1
Depends	2
Don't know	2
Don't know great	1
Good	33
Good could be better	1
Has no impact	1
Helpful	2
Helps	1
I'm grateful	1
It is ok but I would rather talk to someone professional in person	1
It is quite helpful	3
It normally helps and I'll go back for more if I need to	2
Its good	2
Its ok	4
Its very good and helpful	1
Mostly good	1
Mostly helpful	3
Not as good as it could be but its ok	1
Not bad	1
Not good	1
Not sure	1
Not very good	1
Nothing sorry	1
Ok	26
Quite good	1
Really good	1
Some better than others`	4
Sometimes	1
Stupid and a waste of my time	1
Unsure	1
Very good	6
Very helpful	3
Very helpful and comforting	1
What help	1
Whichever is the best	1
Yes	1
Yes no where to go	1

15. How would you like information and advice on your future education and career choices to be provided?		
1	Face to face	93
2	On a website	31
3	Over the telephone	22
4	Visits from young adults already in work	23
5	Work experience	49
6	By text messaging	24
7	Other (please tell us)	9
	No reply	6
COMMENTS		
	Connexions	1
	Don't know	2
	Email	1
	Football academy	1
	Interview	1
	Letter	2
	Look at different jobs not just one	1

Question 15 – How would you like information and advice on your future education and career choices to be provided?



- 1 = Face to face
- 2 = On a website
- 3 = Over the telephone
- 4 = Visits from young adults already in work
- 5 = Work experience
- 6 = By text messaging
- 7 = Other
- 8 = No reply

A total of 2139 young people have completed the questionnaires.

The number of respondents from each area is: -

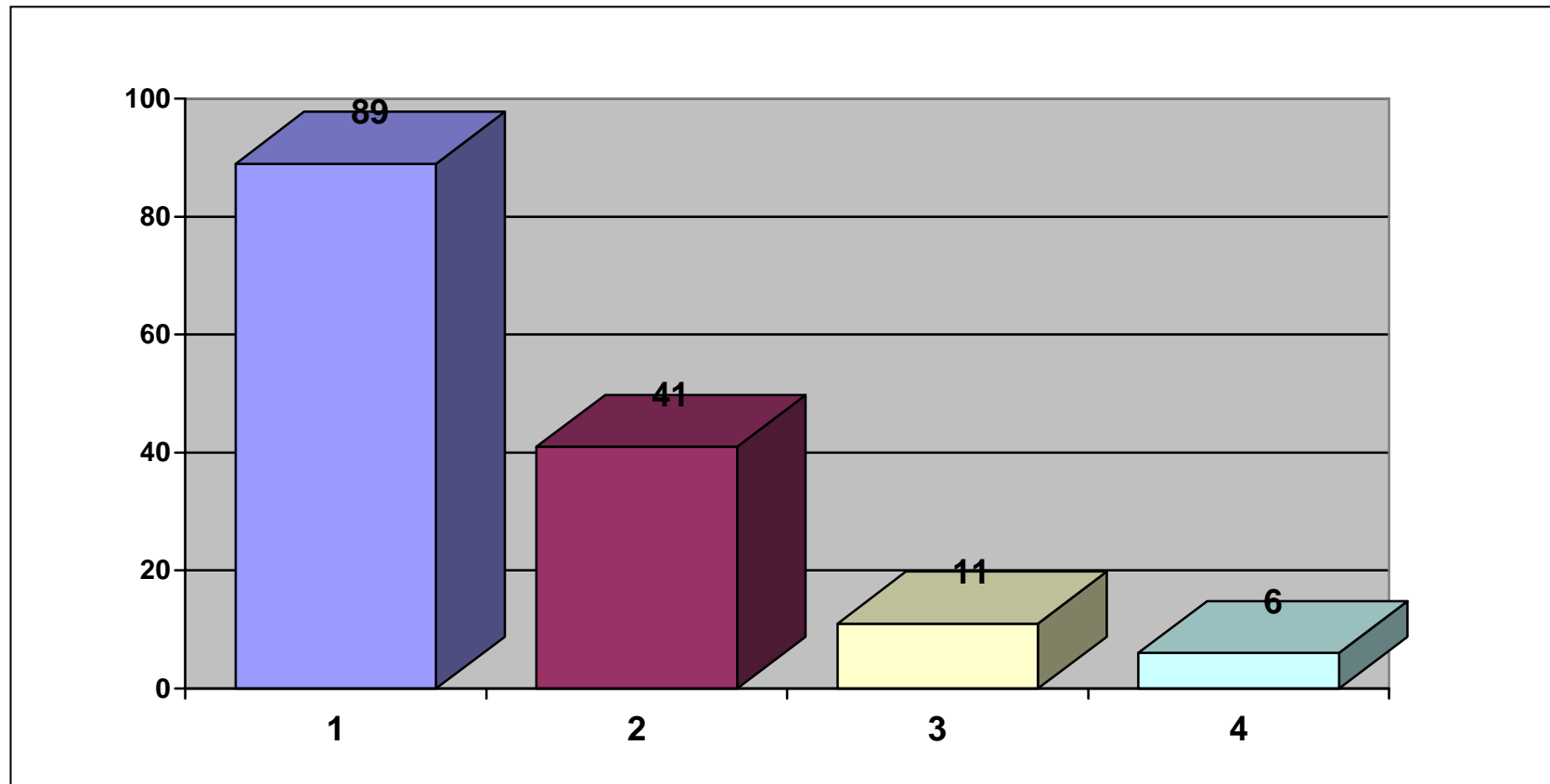
Area 1 = 255, Area 2 = 71, Area 3 = 218, Area 4 = 504, Area 5 = 146, Area 6 = 187, Area 7 = 101, Area 8 = 201, Area 9 = 262, No Area = 194

WHO TO TALK TO		
----------------	--	--

16. If you were experiencing problems in your life, would you like to have one professional person you can trust to go to for advice and information?		
--	--	--

1	I would prefer this	89
2	It wouldn't make any difference to me	41
3	It would be worse	11
	No reply	6

Question 16 – If you were experiencing problems in your life, would you like to have one professional person you can trust to go to for advice and information?



- 1 = I would prefer this**
- 2 = It wouldn't make any difference to me**
- 3 = It would be worse**
- 4 = No reply**

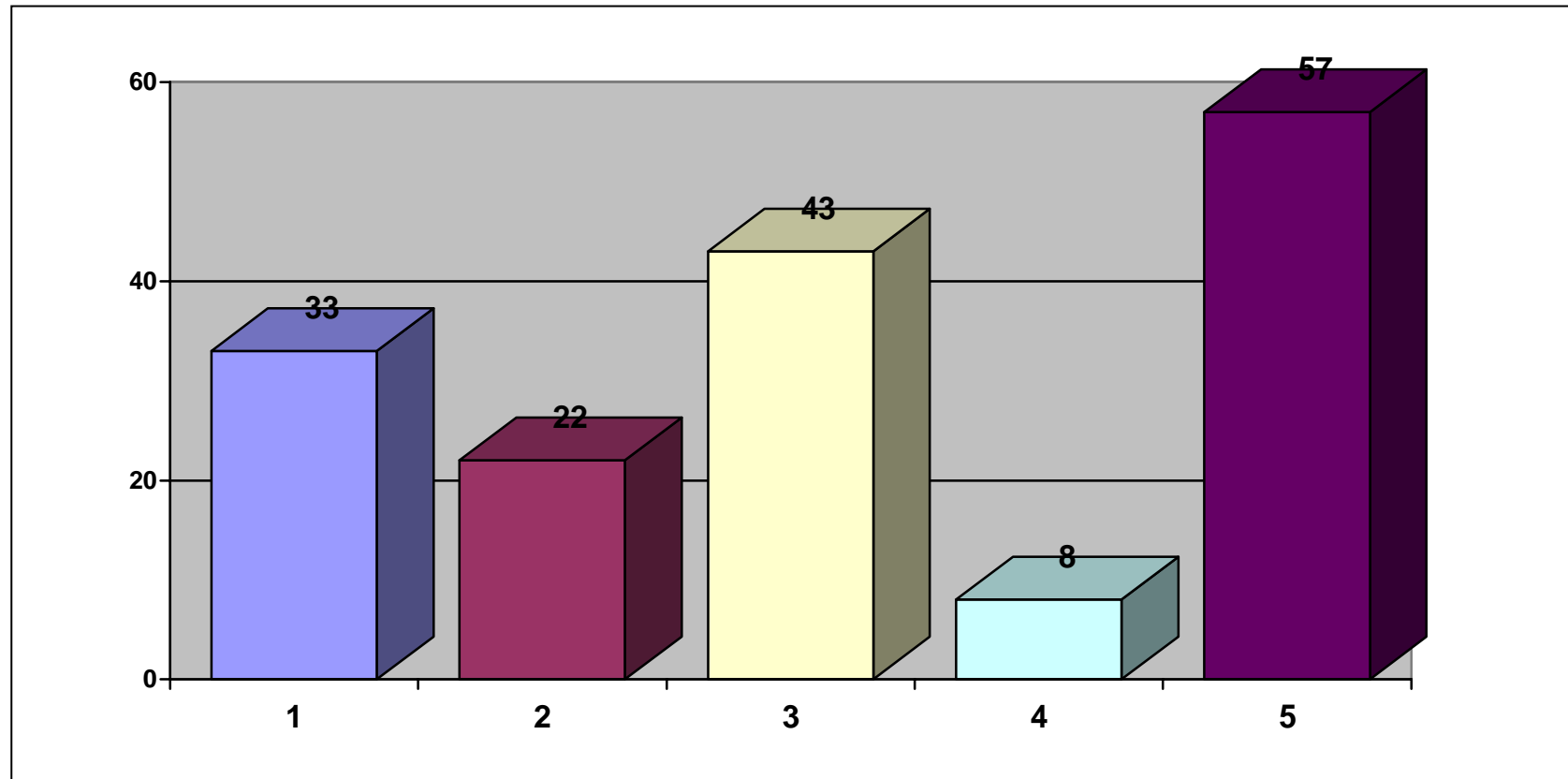
A total of 2139 young people have completed the questionnaires.

The number of respondents from each area is: -

Area 1 = 255, Area 2 = 71, Area 3 = 218, Area 4 = 504, Area 5 = 146, Area 6 = 187, Area 7 = 101, Area 8 = 201, Area 9 = 262, No Area = 194

WE'VE GOT LOTS TO GIVE		
17. Do you currently help out in any of the following ways?		
1	Helping younger pupils at school or college	33
2	Coaching younger people in a sport or other activity	22
3	Doing things to help out people in your area	43
4	Other (please tell us)	8
	No reply	57
COMMENTS		
	Did help at computer club	1
	Help out in animal sanctuary	1
	I don't help	2
	In committee	1
	Make people laugh	1
	No	4
	None	3
	None don't teach anyone	1
	Nothing	1
	Teach sister to play drums	1
	Yes	1

Question 17 – Do you currently help out in any of the following ways?



- 1 = Helping younger pupils at school or college**
- 2 = Coaching younger people in a sport or other activity**
- 3 = Doing things to help out people in your area**
- 4 = Other**
- 5 = No reply**

A total of 2139 young people have completed the questionnaires.

The number of respondents from each area is: -

Area 1 = 255, Area 2 = 71, Area 3 = 218, Area 4 = 504, Area 5 = 146, Area 6 = 187, Area 7 = 101, Area 8 = 201, Area 9 = 262, No Area = 194

18. Would anything make you want to get involved helping out in your local area or with younger people?	
COMMENTS	
Awards	2
Better things to do	1
Don't know	2
Flying	1
Free sports coaching	1
Free things	1
Freebies	2
Good rewards	1
I already do	2
I already help out and enjoy it	1
I would like to do lifestyle	1
I'm not really that bothered	1
I'm not sure	1
If an area go really bad	1
If I got paid	1
If it was something I enjoyed doing	1
If it would change people then YES	1
If people would listen	1
If you got a thank you	1
Money	4
More fun and rewards/money	1
More people to join in and see what they are missing	1
More trips	3
Nicer new places and discounts for helping out	1
No	16
No because people will destroy everything we build	1
Not bothered	1
Not really	2
Not really because it has not been a fun experience in the past	1
Nothing	2
Payment	1
Peace gardens	1
Posters	3
Reward	12
Shopping vouchers	2
Sporting activities	1
That card on question 8	1
Trips	1
Unsure	5
Yes	6
Yes have a right to ride motorbikes on football field because no one uses it	1
Yes if I could teach them	1
Yes if it something I am interested in and I will get recognition	1
Yes if my friends did it too	1

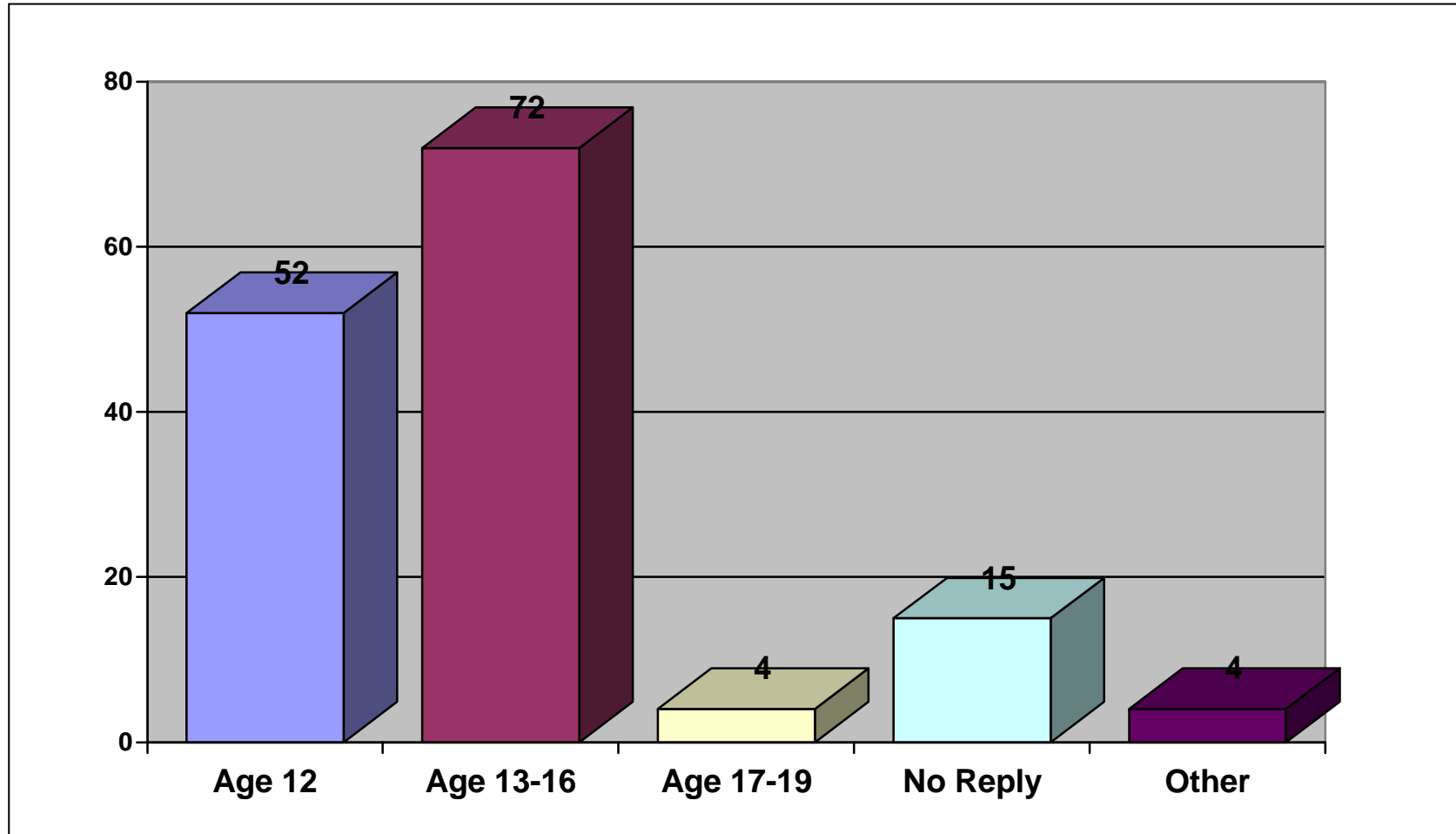
Yes if other people join	1
Yes probably	1
Yes sports	1
Yes thing that I like	1
Youth club	1

19. Is there anything else you think we should consider to make life better for teenagers? (Continue on another piece of paper if you need to)	
COMMENTS	
A certain place to go with no trouble causers or bullying	1
A place to go that you could hang round with your friends	1
Ban smoking and drugs	2
Better activities	2
Better equipment and maintenance for park area	1
Better things to do	1
BMX-ing	1
Cinema	1
Cleaner street, cleaner toilets	2
Don't act like Kevin	1
Don't know	4
Give people who behave sports equipment of their choice	1
Have a designated place for motorbikes/ quads as police don't like it	1
Have more trips because there isn't many	1
I think this might help I don't consider anything else	1
If my friends went too	1
Jobs for the young for money	1
More activities	1
More activities in local areas	1
More fun things	1
More help at school and more places for teenagers to go	1
More help at school, more advice form adults, more access to services and activities and more sports equipment	1
More money	1
More money and more computers in schools	1
More people that will help teenagers with personal problems	1
More places to go	3
More space for them	1
More things to do	2
New cinema	1
Nicer, cleaner places to visit	1
No	14
No it is really organised	1
No life's good	1
Not really	1
Nothing	1

Opening youth centre more than once a week	2
Places to play out	1
Reduce prices for activities, credit on card for use at local shop	2
Shopping vouchers	1
Special social centre or social club for kids	1
Start school later	1
Stop smoking	1
Stop smoking in front of little ones	1
Talk session in the community centre	1
To make more skate parks to get kids off of the streets	1
Youth Café run by older kids for work experience – limited by age on who can go in	1

ABOUT YOU		
20. Age		
1	13-16	72
2	17-19	4
3	Other (please tell us)	56
COMMENTS		
	Age 10	4
	Age 12	52
	No reply	15

Question 20 – About the person completing this questionnaire



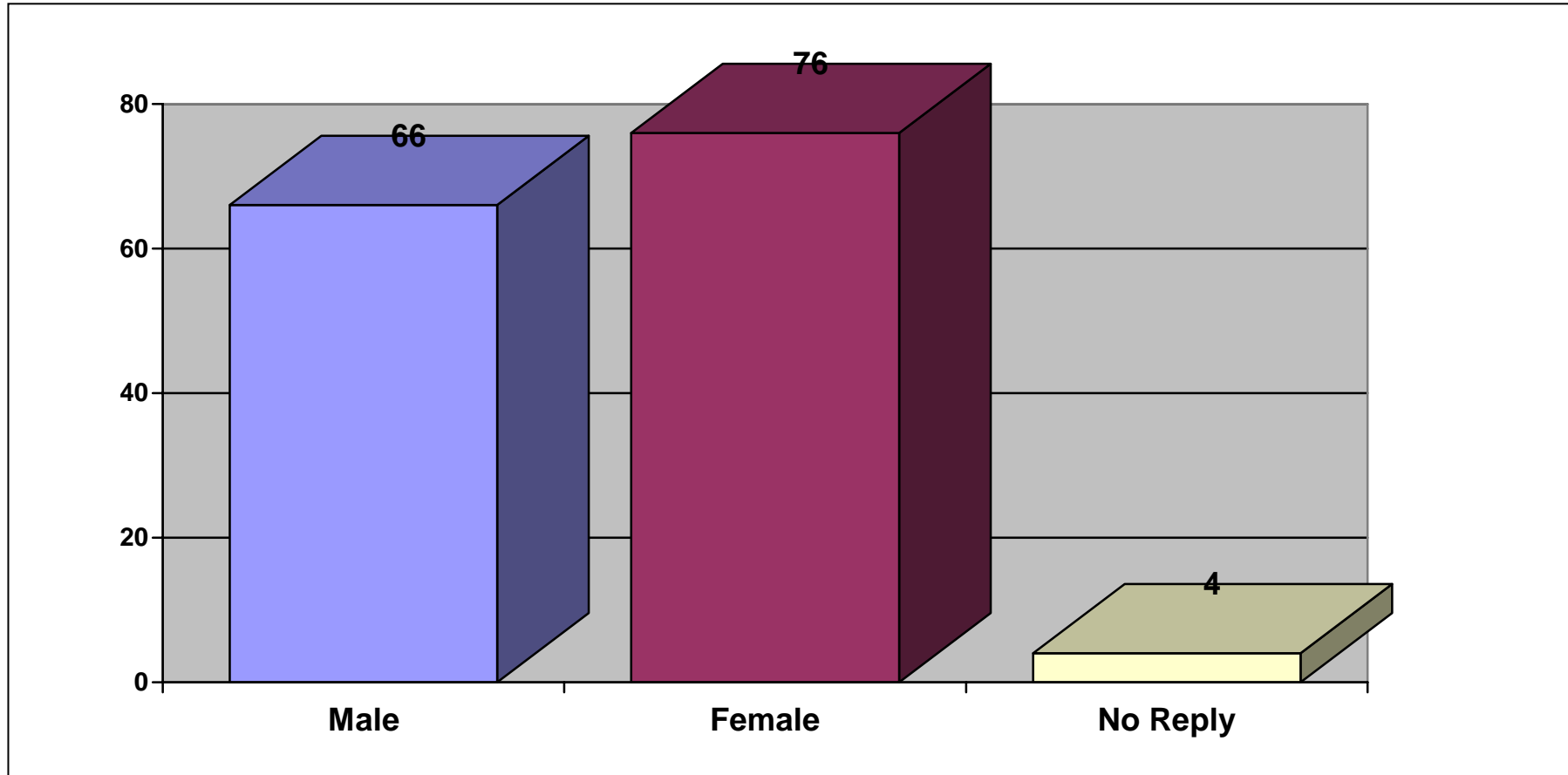
A total of 2139 young people have completed the questionnaires.

The number of respondents from each area is: -

Area 1 = 255, Area 2 = 71, Area 3 = 218, Area 4 = 504, Area 5 = 146, Area 6 = 187, Area 7 = 101, Area 8 = 201, Area 9 = 262, No Area = 194

21. Are you		
1	Male	66
2	Female	76
	No reply	4

Question 21 – About the person completing this questionnaire



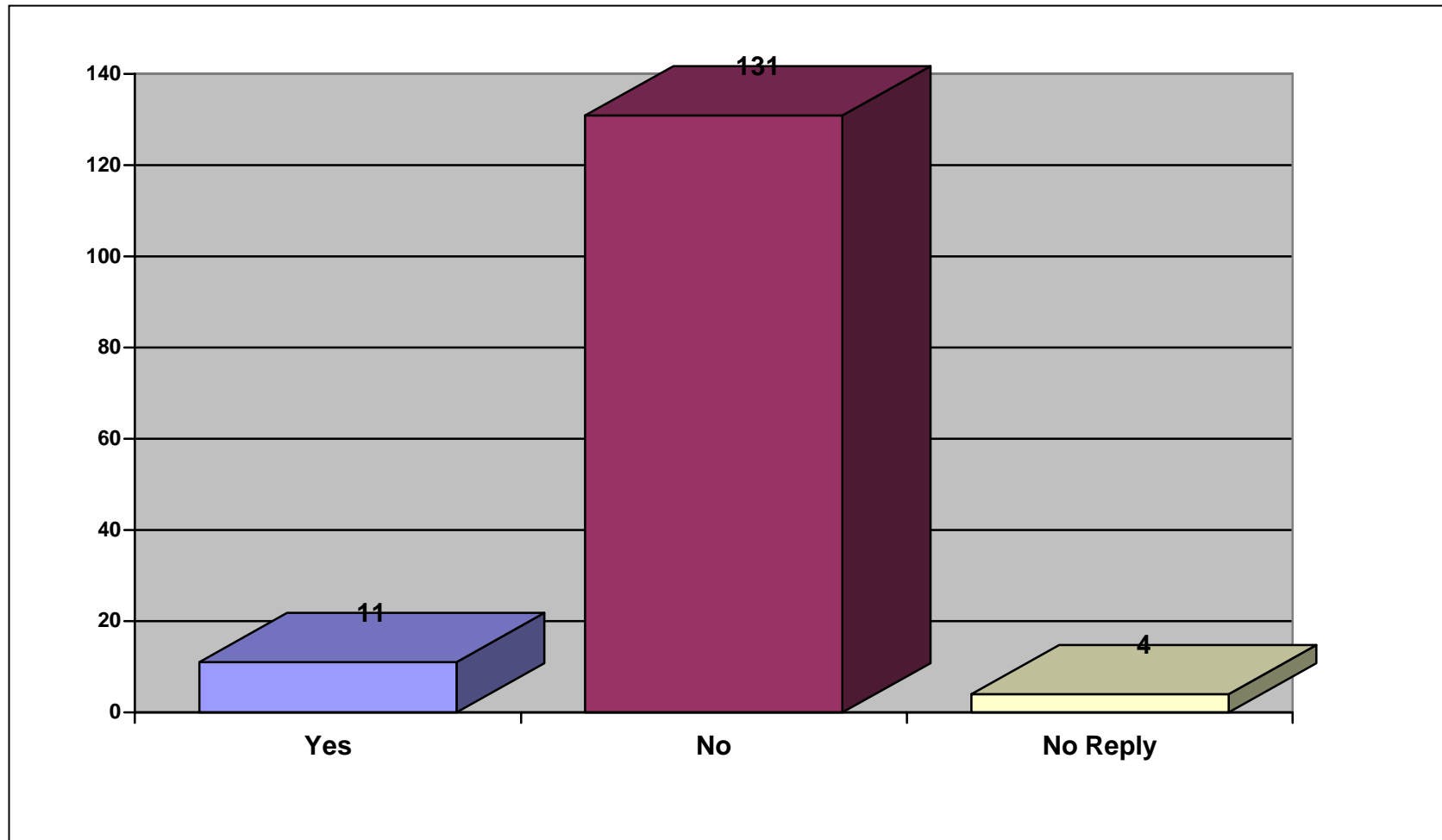
A total of 2139 young people have completed the questionnaires.

The number of respondents from each area is: -

Area 1 = 255, Area 2 = 71, Area 3 = 218, Area 4 = 504, Area 5 = 146, Area 6 = 187, Area 7 = 101, Area 8 = 201, Area 9 = 262, No Area = 194

22. Are you disabled or do you have any special needs		
1	Yes	11
2	No	131
	No reply	4

Question 22 – Are you disabled or do you have any special needs?



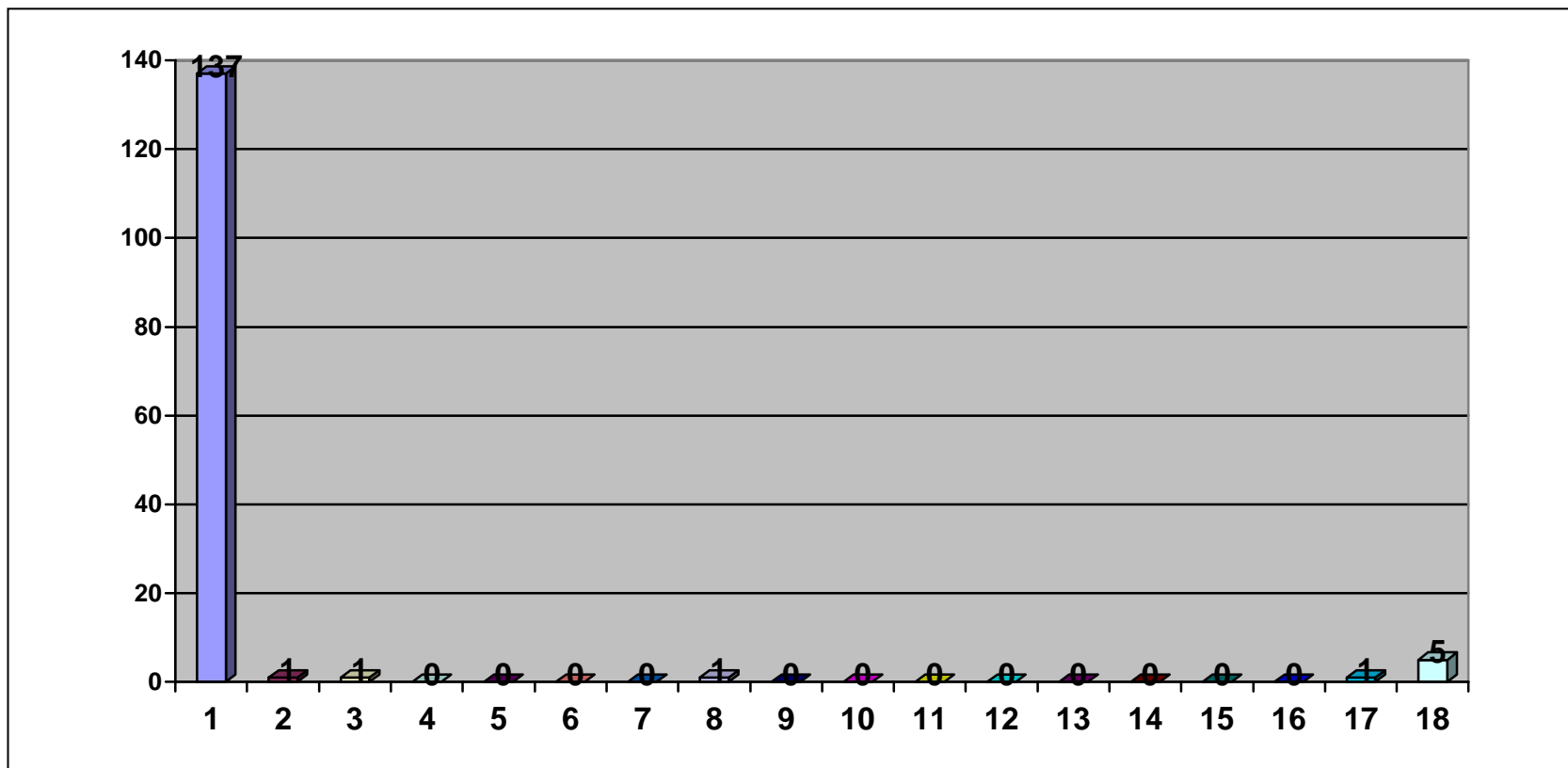
A total of 2139 young people have completed the questionnaires.

The number of respondents from each area is: -

Area 1 = 255, Area 2 = 71, Area 3 = 218, Area 4 = 504, Area 5 = 146, Area 6 = 187, Area 7 = 101, Area 8 = 201, Area 9 = 262, No Area = 194

23. What is your ethnic group		
White		
1	British	137
2	Irish	1
3	Other (please specify)	1
Black or black British		
4	Caribbean	0
5	African	0
6	Other (please tell us)	0
Mixed heritage		
7	White/black Caribbean	0
8	White/black African	1
9	White/Asian	0
10	Other (please tell us)	0
Asian or Asian British		
11	Indian	0
12	Bangladeshi	0
13	Pakistani	0
14	Other (please tell us)	0
Chinese		
15	Chinese	0
16	Other	0
Other		
17	Ethnic group (please tell us)	1
	No reply	5

Question 23 – What is your ethnic group?



- | | | |
|----------------------------------|---------------------------|-------------------|
| 1 = British | 7 = White/Black Caribbean | 13 = Pakistani |
| 2 = Irish | 8 = White/Black African | 14 = Other |
| 3 = Other | 9 = White/Asian | 15 = Chinese |
| 4 = Caribbean | 10 = Other | 16 = Other |
| 5 = African | 11 = Indian | 17 = Ethnic Group |
| 6 = Black or Black British Other | 12 = Bangladeshi | 18 = No reply |

45

A total of 2139 young people have completed the questionnaires.

The number of respondents from each area is: -

Area 1 = 255, Area 2 = 71, Area 3 = 218, Area 4 = 504, Area 5 = 146, Area 6 = 187, Area 7 = 101, Area 8 = 201, Area 9 = 262, No Area = 194

24. Where do you live		
1	London	0
2	South East (outside London)	0
3	South West	0
4	East Midlands	0
5	West Midlands	0
6	North West	0
7	Yorkshire & Humberside	146
8	Eastern England	0
9	Other (please tell us)	0