

YOUTH MATTERS QUESTIONNAIRE RESULTS

AREA 3
(218 Young People)

<u>CONTENTS</u>	<u>PAGE</u>
Introduction	1
Question 1. What activities do you do in the evenings or at weekends?	
Question and Comments	2-3
Graph showing number of respondents within area	4
Question 2. What activities do you wish were available in your area but currently aren't?	
Question and Comments	5-6
Question 3. If you had the opportunity to do up to four hours of activities, including sport, in your spare time each week, would you make use of it?	
Question	7
Graph showing number of respondents within area	8
Question 4. Where would you like to be able to go to meet friends?	
Question and Comments	9
Graph showing number of respondents within area	10
Question 5. If there were more places for young people to go, do you think it would stop some teenagers getting into trouble?	
Question	11
Graph showing number of respondents within area	12
Question 6. How would you like to be involved in improving things for teenagers in your area? (Tick any that you would like to be involved in)	
Question and Comments	13
Graph showing number of respondents within area	14
Question 7. How would you like to tell your local council what you think about activities and services for teenagers?	
Question and Comments	15
Graph showing number of respondents within area	16

CONTENTS

PAGE

Question 8. Would a card that gave you discounts and money to spend on activities encourage you to more activities in your spare time?

Question 17

Graph showing number of respondents within area 18

Question 9. Do you think your parents would top up your card with money for you to spend on activities?

Question 19

Graph showing number of respondents within area 20

Question 10. We think young people who misbehave or commit crimes should not get these discounts and top-ups. What do you think?

Question 21

Graph showing number of respondents within area 22

Question 11. Would you help out more in your community if what you did was recognised in some way?

Question 23

Graph showing number of respondents within area 24

Question 12. What kind of recognition or reward would encourage you to help out more in your community?

Question and Comments 25

Graph showing number of respondents within area 26

Question 13. Who do you go to now for information, help and advice? (For example: parent, friends, teachers, Connexions, youth worker, social worker, help lines).

Comments 27

Question 14. What do you think about the information, help and advice you receive?

Comments 28-29

Question 15. How would you like information and advice on your future education and career choices to be provided?

Question and Comments 30

Graph showing number of respondents within area 31

CONTENTS

PAGE

Question 16. If you were experiencing problems in your life, would you like to have one professional person you can trust to go to for advice and information?

Question 32

Graph showing number of respondents within area 33

Question 17. Do you currently help out in any of the following ways?

Question and Comments 34

Graph showing number of respondents within area 35

Question 18. Would anything make you want to get involved helping out in your local area or with younger people?

Comments 36-37

Question 19. Is there anything else you think we should consider to make life better for teenagers?

Comments 38-39

Question 20. Age

Comments 40

Graph showing number of respondents within area 41

Question 21. Are you? (Gender)

Table of figures within area 42

Graph showing number of respondents within area 43

Question 22. Are you disabled or do you have any special needs?

Comments 44

Graph showing number of respondents within area 45

Question 23. What is your ethnic group?

Comments 46

Graph showing number of respondents within area 47

Question 24. Where do you live?

Comments 48

Youth Matters

Introduction

On the 18th July the Government published the Youth Matters Green Paper (somewhere to go something to do) with a closing date for consultation with young people set for November 2005.

The Voice and Influence team within the Youth Service undertook the task of going out into their areas, which combined cover, the whole borough of Barnsley and asked young people to fill in the questionnaire that had been compiled by the DFES.

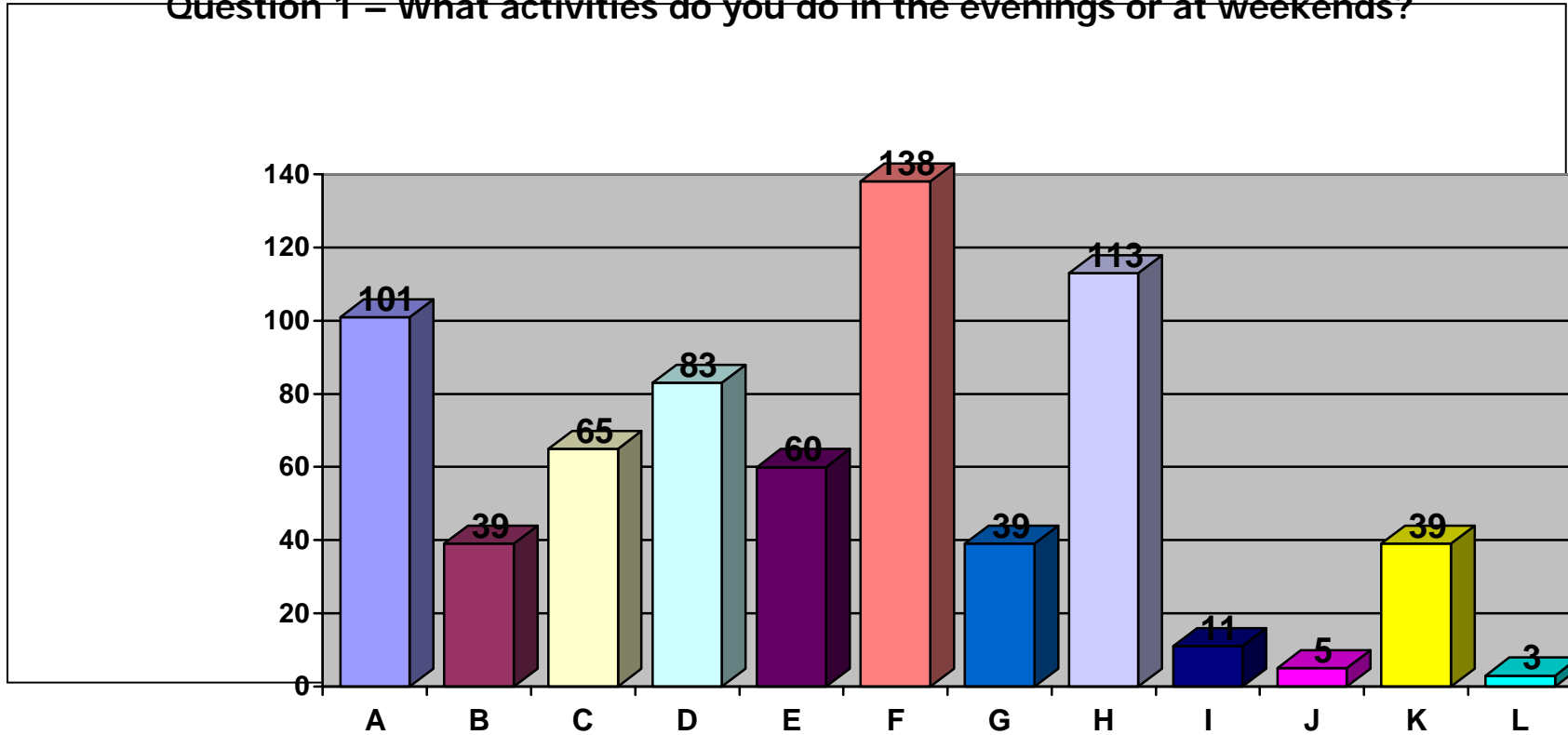
2,139 young people participated in filling in the questionnaires. The workers accessed young people through Secondary Schools, on the streets and in Youth Centres. What follows are the responses for Area 3, which is: -

Darfield
Wombwell
Billingley
Middlecliffe
Little Houghton
Low Valley

SOMETHING TO DO		
1. What activities do you do in the evenings or at weekends?		
A	Play Sport	101
B	Watch sport	39
C	Music – playing or DJ-ing	65
D	Shopping	83
E	Cinema	60
F	Meet friends	138
G	Dance or drama	39
H	Watch TV	113
I	Help out in your community	11
J	Nothing	5
K	Other (please tell)	39
	No reply	3
COMMENTS		
	Babysitting	2
	Boxing	1
	Cadets	1
	Computer club	1
	Cruise	1
	Dance	1
	D-Mob	4
	Do's	1
	Girlfriend	1
	Go out places or meet friends	1
	Go see my dad	3
	Go to a youth club	1
	Go to mates house	1
	Golf	1
	Hangout	1
	Horse riding	1
	Ice Skating	1
	Karate	1
	Library study support	1
	Look after my pets	1
	Motor bike racing/Motocross	2
	Music and Drama	1
	Netball after school	1
	Pay computer games	1
	Play on bike on jumps	1
	Play on console	1

Play on my computer	1
Shopping	2
Singing	1
Skateboarding	2
Skating	2
Swimming	2
Visit relatives	2

Question 1 – What activities do you do in the evenings or at weekends?



A = Play Sport

B = Watch Sport

C = Music – playing or DJ-ing

D = Shopping

E = Cinema

F = Meet Friends

G = Dance or Drama

H = Watch TV

I = Help out in your Community

J = Nothing

K = Other

L = No Reply

A total of 2139 young people have completed the questionnaires.

The number of respondents from each area is: -

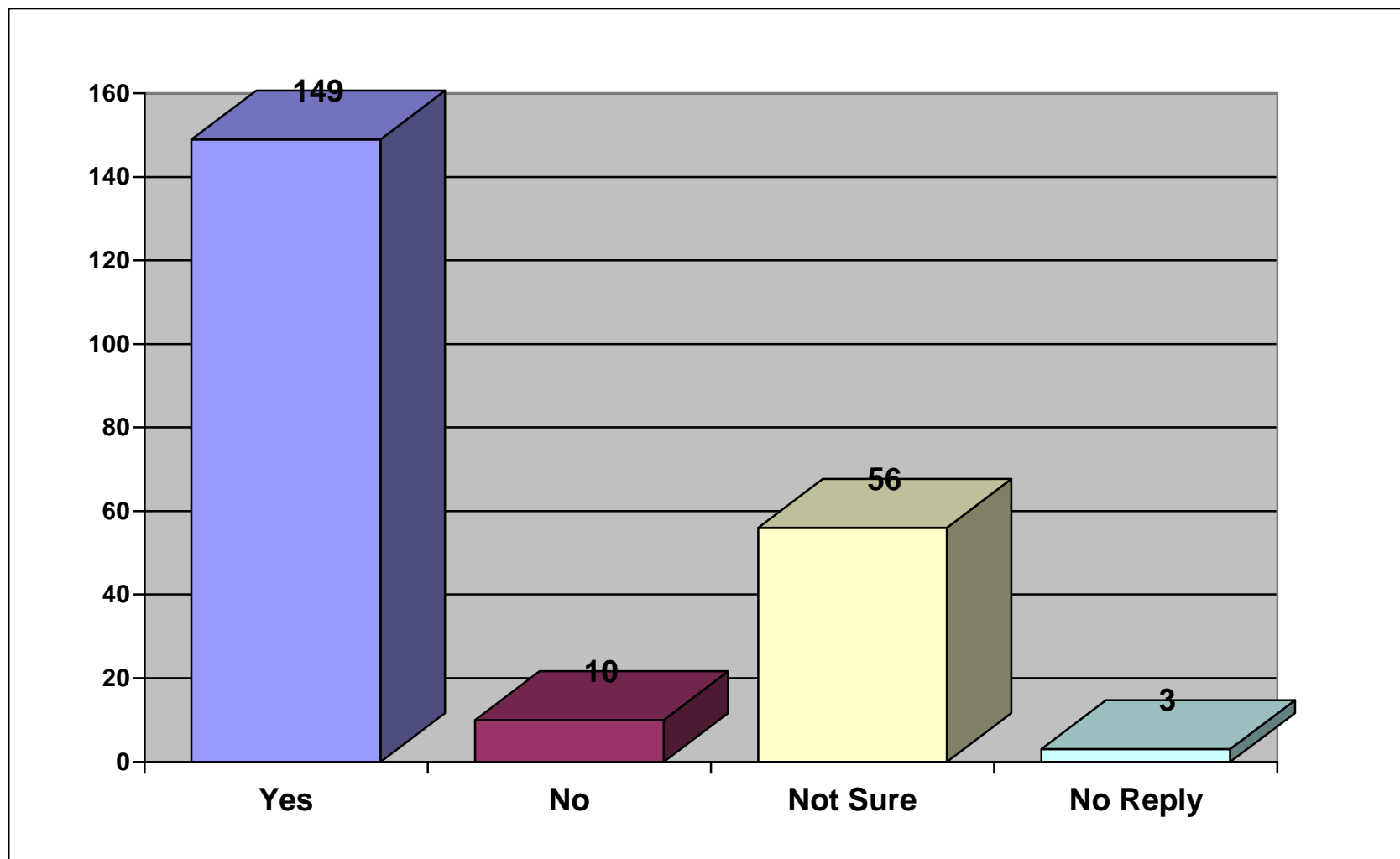
Area 1 = 255, Area 2 = 71, Area 3 = 218, Area 4 = 504, Area 5 = 146, Area 6 = 187, Area 7 = 101, Area 8 = 201, Area 9 = 262, No Area = 194

2. What activities do you wish were available in your area but currently aren't?	
COMMENTS	
A park area	1
A Sunday football league for under 14's	1
Arcade	3
Badminton	1
Basketball/ in the community centre	2
Better football facilities	1
Better park/ facilities	4
Bike riding group	1
Bmx tracks/ with big ramp	4
Bowling	1
Boxing	1
Camping out and going for walks	1
Chill out place	2
Cinema	10
Climbing wall	1
Comps	1
Computer tech/ club	2
Cricket	8
Dance classes/club	12
Day trips,	1
Different activities	1
Disco	3
Drama club	3
Drum lessons	1
Events cinemas entertainment centre	1
Fitness lessons	1
Football	6
Football academy	1
Football cage	3
Football pitch	1
Fun fairs	1
Go karting	1
Golf	1
Good fishing pond	1
Good park/ to hang out with mates	2
Guitar lessons	1
Gym	1
Gym for youths	1
Gymnastics	1
Hanging out with mates	1
Have a bike track for bikes or motorbikes	1
Horse riding events	3
I wish there was more things to do for just us older ones	1
Ice skating	11
Indoor badminton courts	1

Karate	2
Kids pub	1
Legal walls	1
Leisure centre	1
Meet friends	1
More art stuff	1
More parks	2
More sporting and community activities	1
More sporting and community activities solely for young people to be involved in.	1
Motocross/ track	1
Muga on our field	7
Music clubs	1
Music tuition	1
Netball	3
No	2
None	8
Not sure at the moment	1
Nothing	4
Park	5
Put more parks and places	1
Quad track	1
Rock climbing	1
Rugby	2
Shops	2
More things like swings	2
Singing lessons	4
Skate park	15
Skate ramps	1
Skating	1
Skating comps	1
Slides and roundabouts	1
Something exciting	1
Somewhere to go when its raining and not home	2
Street dance	1
Swimming	13
Table tennis	1
Tennis /courts	6
To be in a fun area	1
Vert ramp	1
X box	1
Youth club	4

3. If you had the opportunity to do up to four hours of activities, including sport, in your spare time each week, would you make use of it?		
A	Yes	149
B	No	10
C	Not sure	56
	No reply	3

Question 3 – If you had the opportunity to do up to four hours of activities, including sport, in your spare time each week, would you make use of it?



A total of 2139 young people have completed the questionnaires.

The number of respondents from each area is: -

Area 1 = 255, Area 2 = 71, Area 3 = 218, Area 4 = 504, Area 5 = 146, Area 6 = 187, Area 7 = 101, Area 8 = 201, Area 9 = 262, No Area = 194

SOMEWHERE TO GO

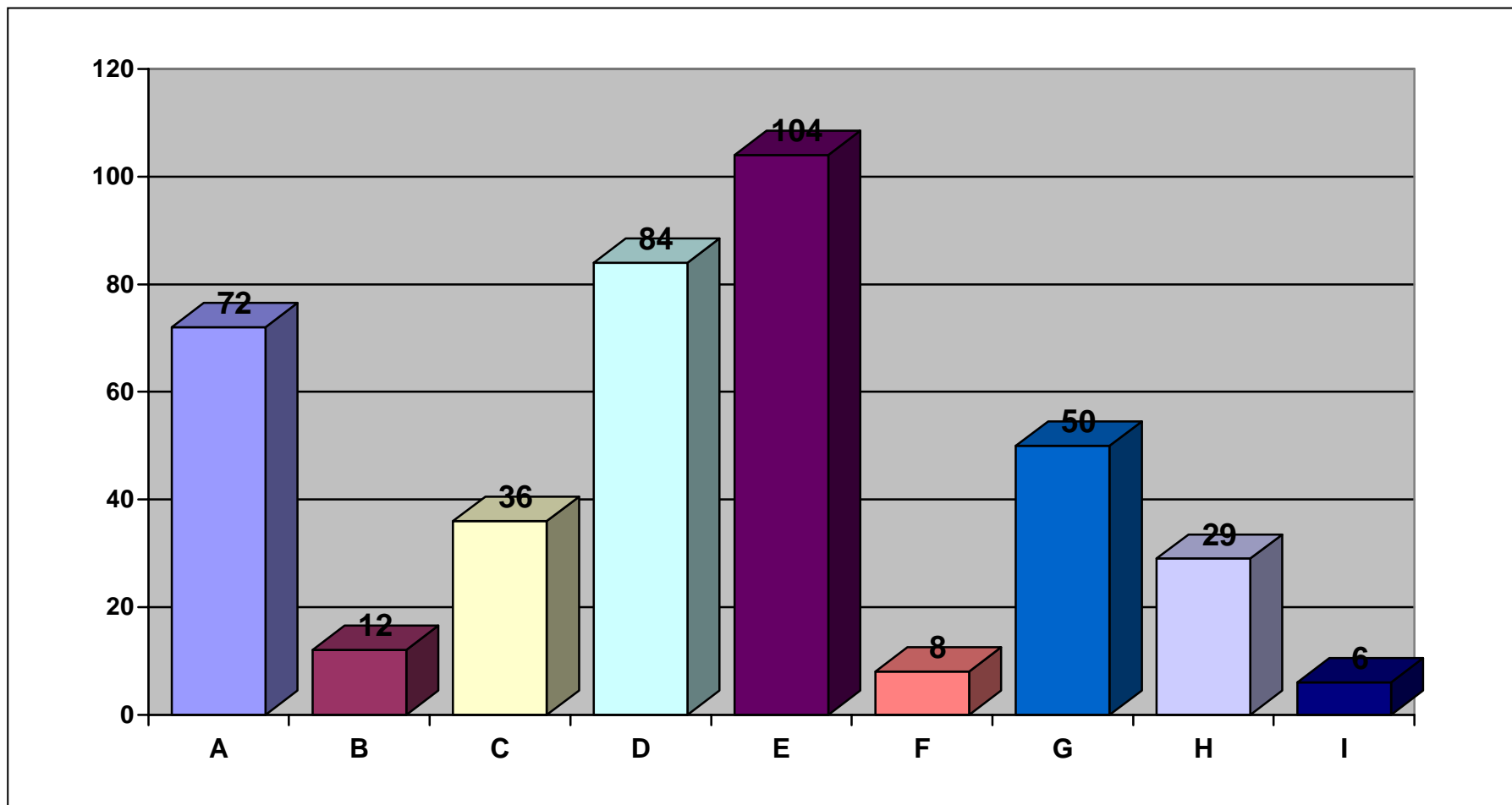
4. Where would you like to be able to go to meet friends?

A	Youth club	72
B	Community centre	12
C	Café/coffee shop	36
D	Shopping centre	84
E	Local park	104
F	Mobile youth centre	8
G	Sports centre	50
H	Other (please tell us)	29
	No reply	6

COMMENTS

An internet café would be a great idea to introduce	1
At my house or friends house or each others house	6
Bike track	1
Call for him	1
Den	1
Go down to a friends then we call for others	1
Grave yard	1
Home & School	1
I would love to shop with them	1
In town	1
Mates house	1
No more	1
On the street	1
Party	1
Shop	3
Skate park	5
Street/ street corners	3
Town	1

Question 4– Where would you like to go to be able to meet friends?



- | | | | | | |
|----------|----------|--------------------------|----------|----------|-------------------------------|
| A | = | Youth Club | F | = | Mobile Youth Centre |
| B | = | Community Centre | G | = | Sports Centre |
| C | = | Café/ Coffee Shop | H | = | Other (please tell us) |
| D | = | Shopping Centre | I | = | No Reply |
| E | = | Local Park | | | |

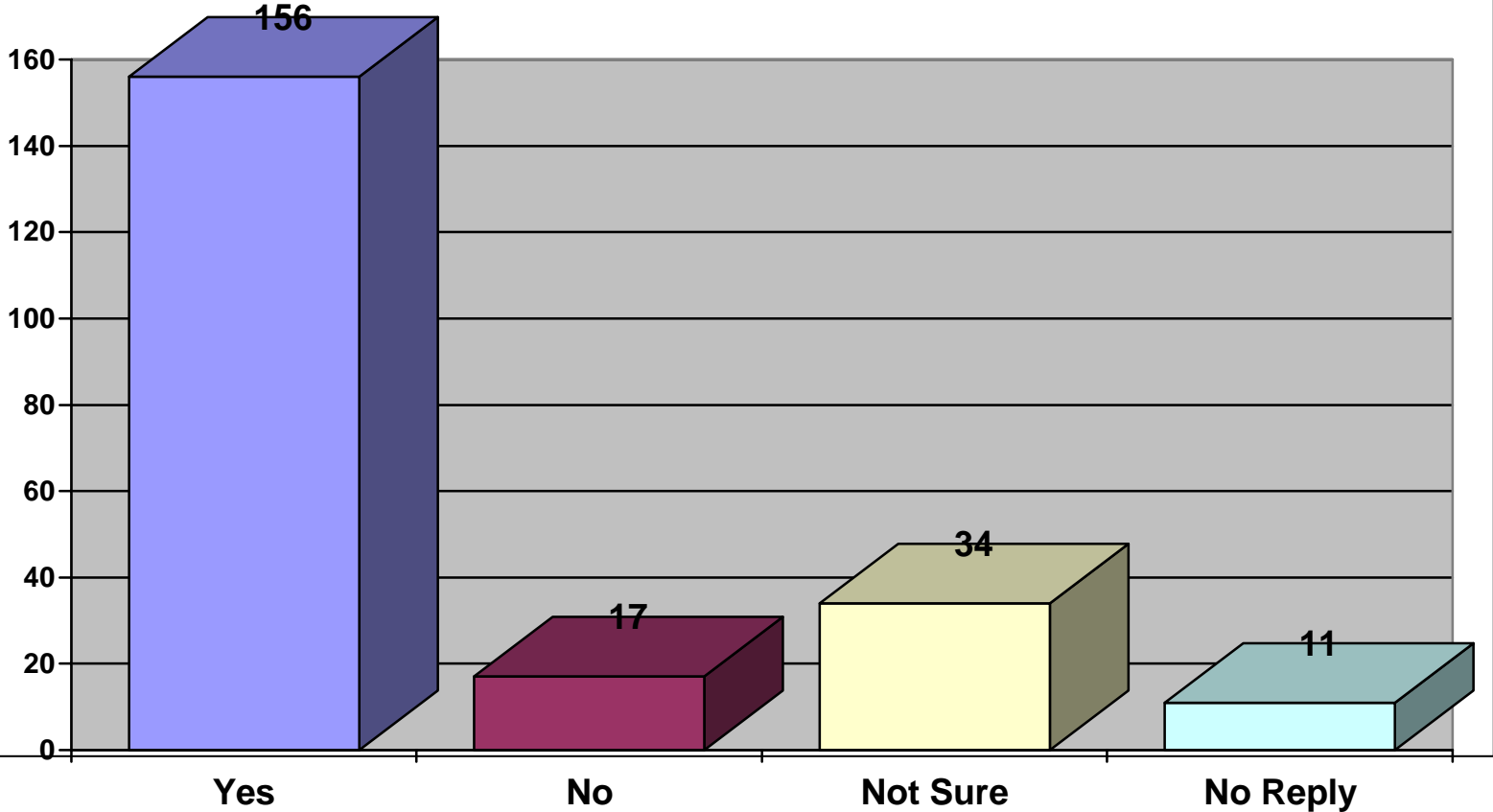
A total of 2139 young people have completed the questionnaires.

The number of respondents from each area is: -

Area 1 = 255, Area 2 = 71, Area 3 = 218, Area 4 = 504, Area 5 = 146, Area 6 = 187, Area 7 = 101, Area 8 = 201, Area 9 = 262, No Area = 194

5. If there were more places for young people to go, do you think it would stop some teenagers getting into trouble?		
A	Yes	156
B	No	17
C	Not sure	34
	No reply	11

Question 5 – If there were more places for young people to go, do you think it would stop some teenagers getting into trouble?

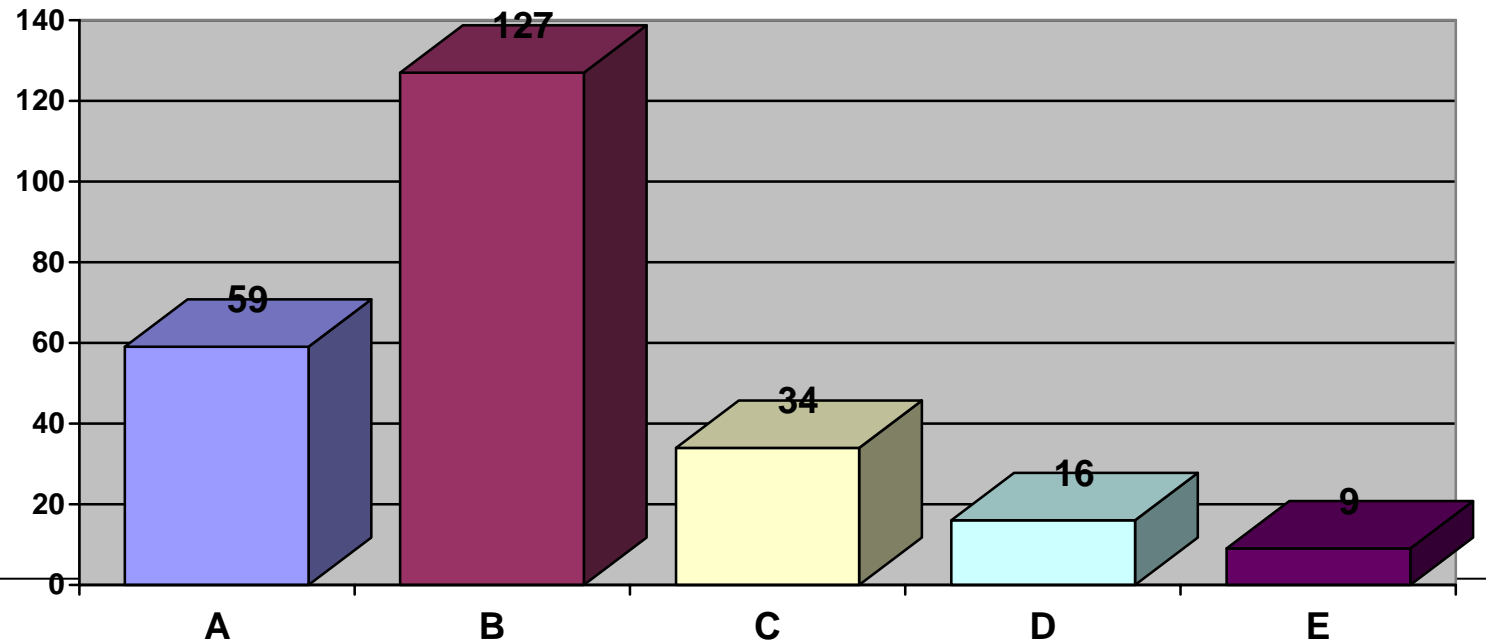


A total of 2139 young people have completed the questionnaires.
The number of respondents from each area is: -
Area 1 = 255, Area 2 = 71, Area 3 = 218, Area 4 = 504, Area 5 = 146, Area 6 = 187, Area 7 = 101, Area 8 = 201, Area 9 = 262, No Area = 194

TALKING ABOUT WHAT MATTERS TO YOU		
6. How would you like to be involved in improving things for teenagers in your area? (Tick any that you would like to be involved in?)		
A	Take part in an inspection of how good local activities and services are	59
B	Help decide how your local council spends money on providing activities	127
C	Don't think young people should get involved in these kinds of decisions	34
D	Other (please tell us)	16
	No Reply	9
COMMENTS		
	Anything for a good cause	1
	Building Ramps	1
	Help make designs	1
	Let the kids give their opinions on what they want	1
	Make a little place in the area where they can go	1
	None	1
	There should be more youth boards of interest areas solely for young people to influence council work	1
	Write letters giving suggestions on what we want	1
	Youth Club	1

Question 6 – How would you like to be involved in improving things for teenagers in your area?

Area 3



- A = Take part in an inspection of how good local activities and services are**
- B = Help decide on how your local Council spends money on providing activities**
- C = Don't think that young people should get involved in these kind of decisions**
- D = Other**
- E = No reply**

A total of 2139 young people have completed the questionnaires.

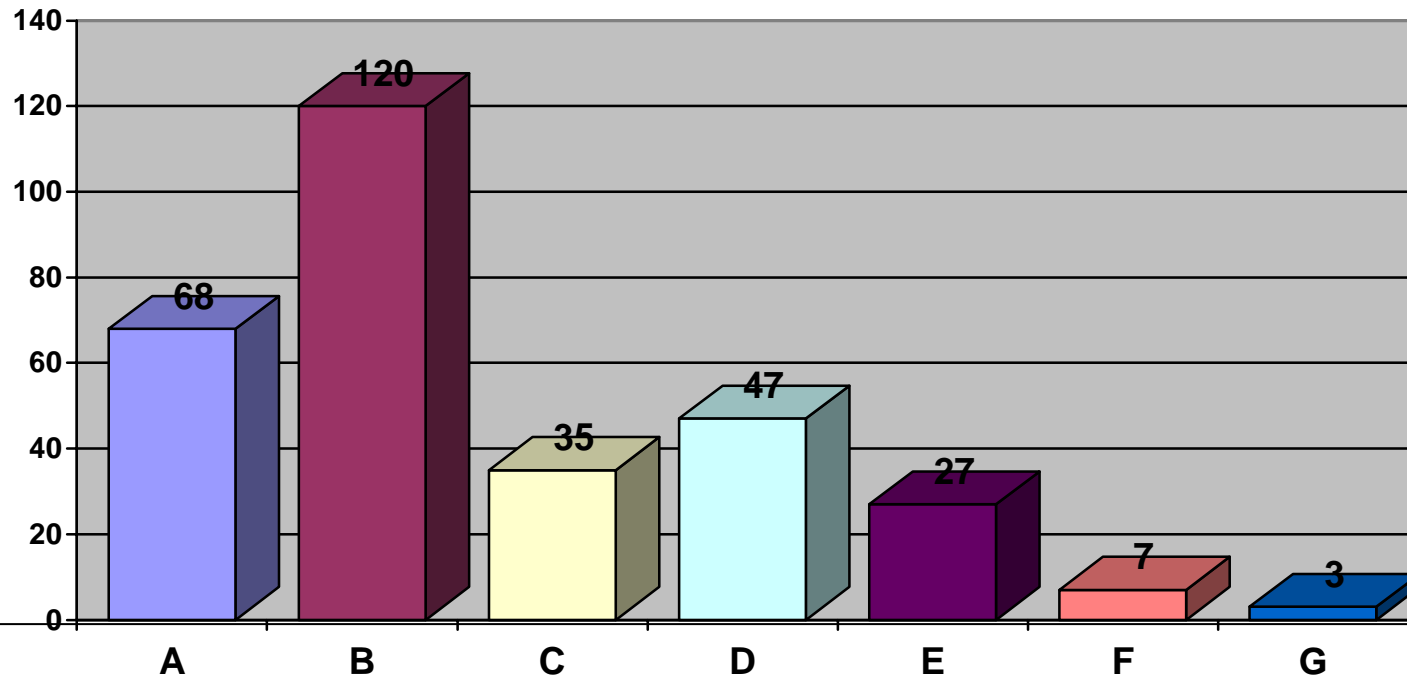
The number of respondents from each area is: -

Area 1 = 255, Area 2 = 71, Area 3 = 218, Area 4 = 504, Area 5 = 146, Area 6 = 187, Area 7 = 101, Area 8 = 201, Area 9 = 262, No Area = 194

7. How would you like to tell your local council what you think about activities and services for teenagers?		
A	Attend a meeting	68
B	Fill in a questionnaire	120
C	Have your say on a website or by email	35
D	Through your school or college	47
E	Don't want to be involved	27
F	Other (please tell us)	7
	No reply	3
COMMENTS		
	Face to face	1
	By post	1
	None	1
	Information should be fed directly into the council through youth forums speakouts events etc	1
	Write a letter to the local council	1

Question 7 – How would you like to tell your local Council what you think about activities and services for teenagers?

Area 3



A = Attend meetings

B = Fill in a questionnaire

C = Have your say on a website or by email

D = Through your school or college

E = Don't want to be involved

F = Other

G = No reply

A total of 2139 young people have completed the questionnaires.

The number of respondents from each area is: -

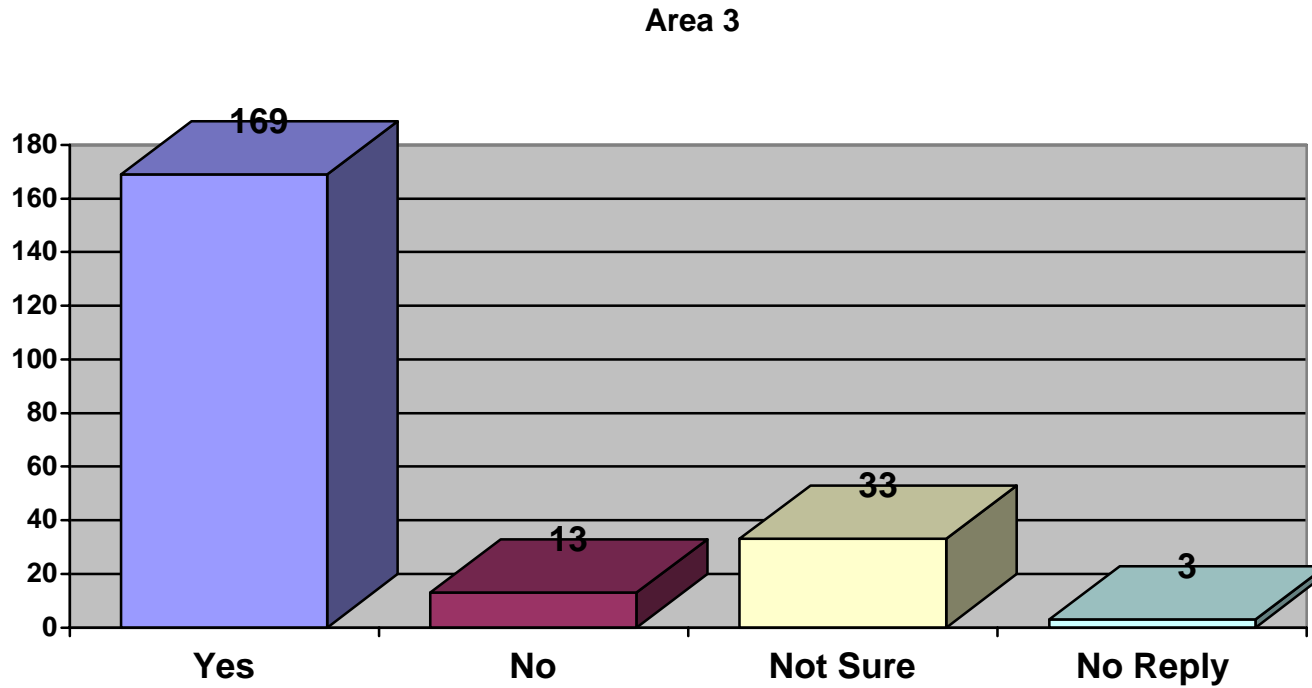
Area 1 = 255, Area 2 = 71, Area 3 = 218, Area 4 = 504, Area 5 = 146, Area 6 = 187, Area 7 = 101, Area 8 = 201, Area 9 = 262, No Area = 194

ENCOURAGEMENT		
----------------------	--	--

8. Would a card that gave you discounts and money to spend on activities encourage you to do more activities in your spare time?		
---	--	--

A	Yes	169
B	No	13
C	Not sure	33
	No reply	3

Question 8 – Would a card that gave you discounts and money to spend on activities encourage you to do more activities in your spare time?



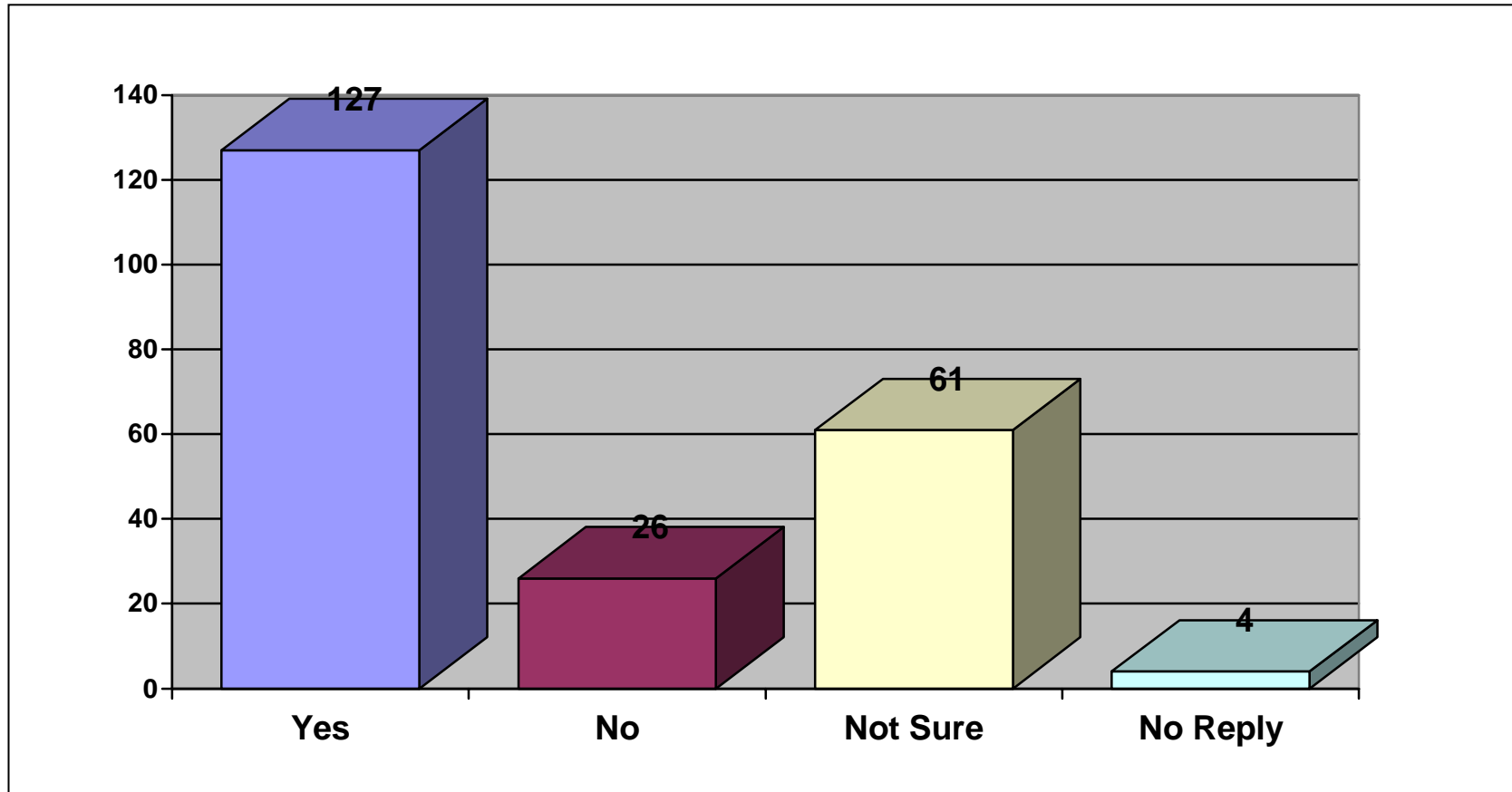
A total of 2139 young people have completed the questionnaires.

The number of respondents from each area is: -

Area 1 = 255, Area 2 = 71, Area 3 = 218, Area 4 = 504, Area 5 = 146, Area 6 = 187, Area 7 = 101, Area 8 = 201, Area 9 = 262, No Area = 194

9. Do you think your parents would top up your card with money for you to spend on activities		
A	Yes	127
B	No	26
C	Not sure	61
	No reply	4

Question 9 – Do you think your parents would top up your card with money for you to spend on activities?



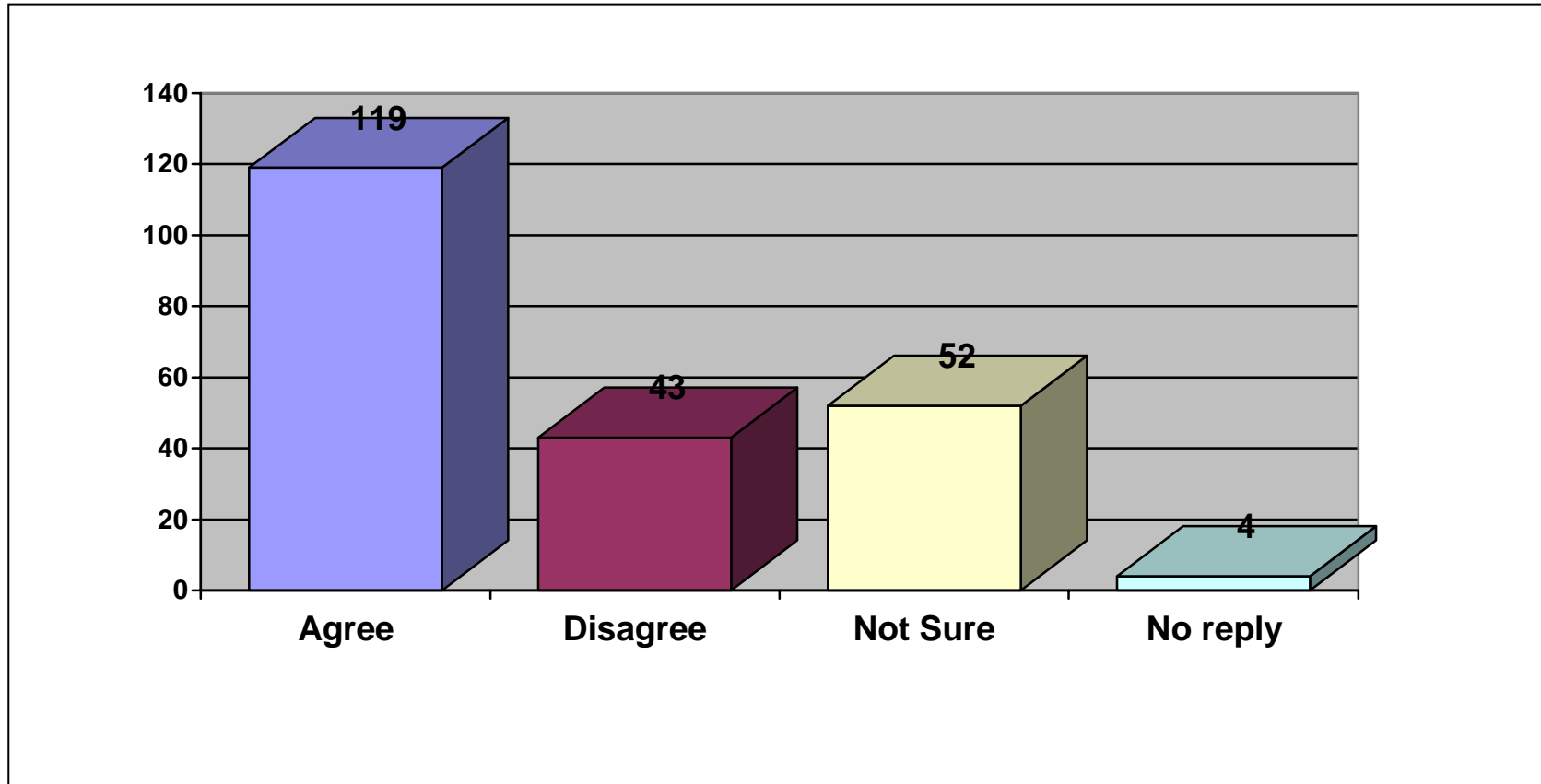
A total of 2139 young people have completed the questionnaires.

The number of respondents from each area is: -

Area 1 = 255, Area 2 = 71, Area 3 = 218, Area 4 = 504, Area 5 = 146, Area 6 = 187, Area 7 = 101, Area 8 = 201, Area 9 = 262, No Area = 194

10. We think young people who misbehave or commit crimes should not get these discounts and top-ups. What do you think?		
A	Agree	119
B	Disagree	43
C	Not sure	52
	No reply	4

Question 10 – We think young people who misbehave or commit crimes should not get these discounts and top-ups. What do you think?



A total of 2139 young people have completed the questionnaires.

The number of respondents from each area is: -

Area 1 = 255, Area 2 = 71, Area 3 = 218, Area 4 = 504, Area 5 = 146, Area 6 = 187, Area 7 = 101, Area 8 = 201, Area 9 = 262, No Area = 194

11. Would you help out more in your community if what you did was recognised in some way?		
A	Yes	122
B	No	23
C	Not sure	66
	No reply	7