

YOUTH MATTERS QUESTIONNAIRE RESULTS

**AREA 2
(71 Young People)**

<u>CONTENTS</u>	<u>PAGE</u>
Introduction	1
Question 1. What activities do you do in the evenings or at weekends?	
Question and Comments	2
Graph showing number of respondents within area	3
Question 2. What activities do you wish were available in your area but currently aren't?	
Question and Comments	4
Question 3. If you had the opportunity to do up to four hours of activities, including sport, in your spare time each week, would you make use of it?	
Question	5
Graph showing number of respondents within area	6
Question 4. Where would you like to be able to go to meet friends?	
Question and Comments	7
Graph showing number of respondents within area	8
Question 5. If there were more places for young people to go, do you think it would stop some teenagers getting into trouble?	
Question	9
Graph showing number of respondents within area	10
Question 6. How would you like to be involved in improving things for teenagers in your area? (Tick any that you would like to be involved in)	
Question and Comments	11
Graph showing number of respondents within area	12
Question 7. How would you like to tell your local council what you think about activities and services for teenagers?	
Question and Comments	13
Graph showing number of respondents within area	14

CONTENTS

PAGE

Question 8. Would a card that gave you discounts and money to spend on activities encourage you to more activities in your spare time?

Question 15

Graph showing number of respondents within area 16

Question 9. Do you think your parents would top up your card with money for you to spend on activities?

Question 17

Graph showing number of respondents within area 18

Question 10. We think young people who misbehave or commit crimes should not get these discounts and top-ups. What do you think?

Question 19

Graph showing number of respondents within area 20

Question 11. Would you help out more in your community if what you did was recognised in some way?

Question 21

Graph showing number of respondents within area 22

Question 12. What kind of recognition or reward would encourage you to help out more in your community?

Question and Comments 23

Graph showing number of respondents within area 24

Question 13. Who do you go to now for information, help and advice? (For example: parent, friends, teachers, Connexions, youth worker, social worker, help lines).

Comments 25

Question 14. What do you think about the information, help and advice you receive?

Comments 26

Question 15. How would you like information and advice on your future education and career choices to be provided?

Question and Comments 27

Graph showing number of respondents within area 28

CONTENTS

PAGE

Question 16. If you were experiencing problems in your life, would you like to have one professional person you can trust to go to for advice and information?

Question 29
Graph showing number of respondents within area 30

Question 17. Do you currently help out in any of the following ways?

Question and Comments 31
Graph showing number of respondents within area 32

Question 18. Would anything make you want to get involved helping out in your local area or with younger people?

Comments 33

Question 19. Is there anything else you think we should consider to make life better for teenagers?

Comments 34

Question 20. Age

Comments 34
Graph showing number of respondents within area 36

Question 21. Are you? (Gender)

Table of figures within area 37
Graph showing number of respondents within area 38

Question 22. Are you disabled or do you have any special needs?

Comments 39
Graph showing number of respondents within area 40

Question 23. What is your ethnic group?

Comments 41
Graph showing number of respondents within area 42

Question 24. Where do you live?

Comments 43

Youth Matters

Introduction

On the 18th July the Government published the Youth Matters Green Paper (somewhere to go something to do) with a closing date for consultation with young people set for November 2005.

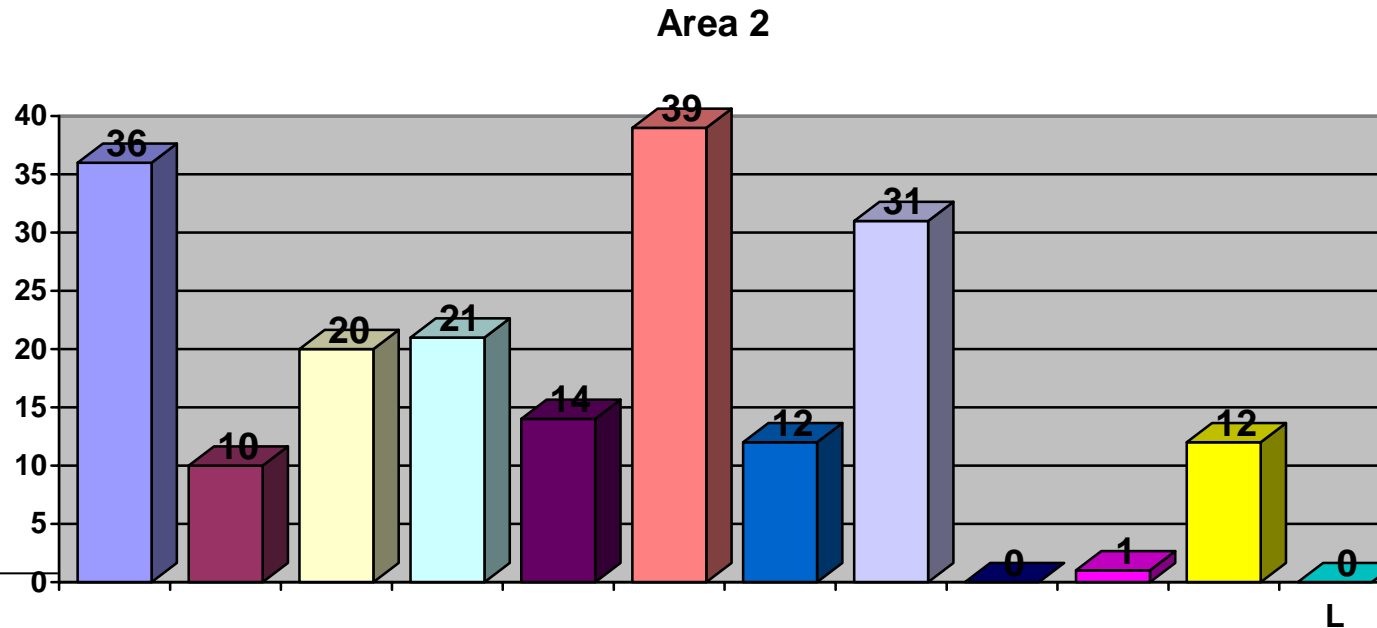
The Voice and Influence team within the Youth Service undertook the task of going out into their areas, which combined cover, the whole borough of Barnsley and asked young people to fill in the questionnaire that had been compiled by the DFES.

2,139 young people participated in filling in the questionnaires. The workers accessed young people through Secondary Schools, on the streets and in Youth Centres. What follows are the responses for Area 2: -

Aldham House Estate
Ardsley
Bank End
Kendray
Stairfoot
Swaithe
Ward Green
Worsborough Bridge
Worsborough Dale
Worsborough Village

SOMETHING TO DO		
1. What activities do you do in the evenings or at weekends?		
A	Play Sport	36
B	Watch sport	10
C	Music – playing or DJ-ing	20
D	Shopping	21
E	Cinema	14
F	Meet friends	39
G	Dance or drama	12
H	Watch TV	31
I	Help out in your community	0
J	Nothing	1
K	Other (please tell)	12
	No reply	0
COMMENTS		
	Cadets	1
	Go to a club, horse riding, see family, cleaning	1
	Go to youth club	1
	Ice skating	3
	Drawing	2
	Roller skating,	1
	Motor biking	1
	Play games	1
	Play on computer	1
	Play out with mates	2
	Race my motorbike at weekends	1
	Sewing, bikes	1
	Swimming	4
	Visit my family in different place	1
	Youth club	1

Question 1 – What activities do you do in the evenings or at weekends?



- | | | | | | |
|----------|---|----------------------------------|----------|---|-----------------------------------|
| A | = | Play Sport | G | = | Dance or Drama |
| B | = | Watch Sport | H | = | Watch TV |
| C | = | Music – playing or DJ-ing | I | = | Help out in your Community |
| D | = | Shopping | J | = | Nothing |
| E | = | Cinema | K | = | Other |
| F | = | Meet Friends | L | = | No Reply |

A total of 2139 young people have completed the questionnaires.

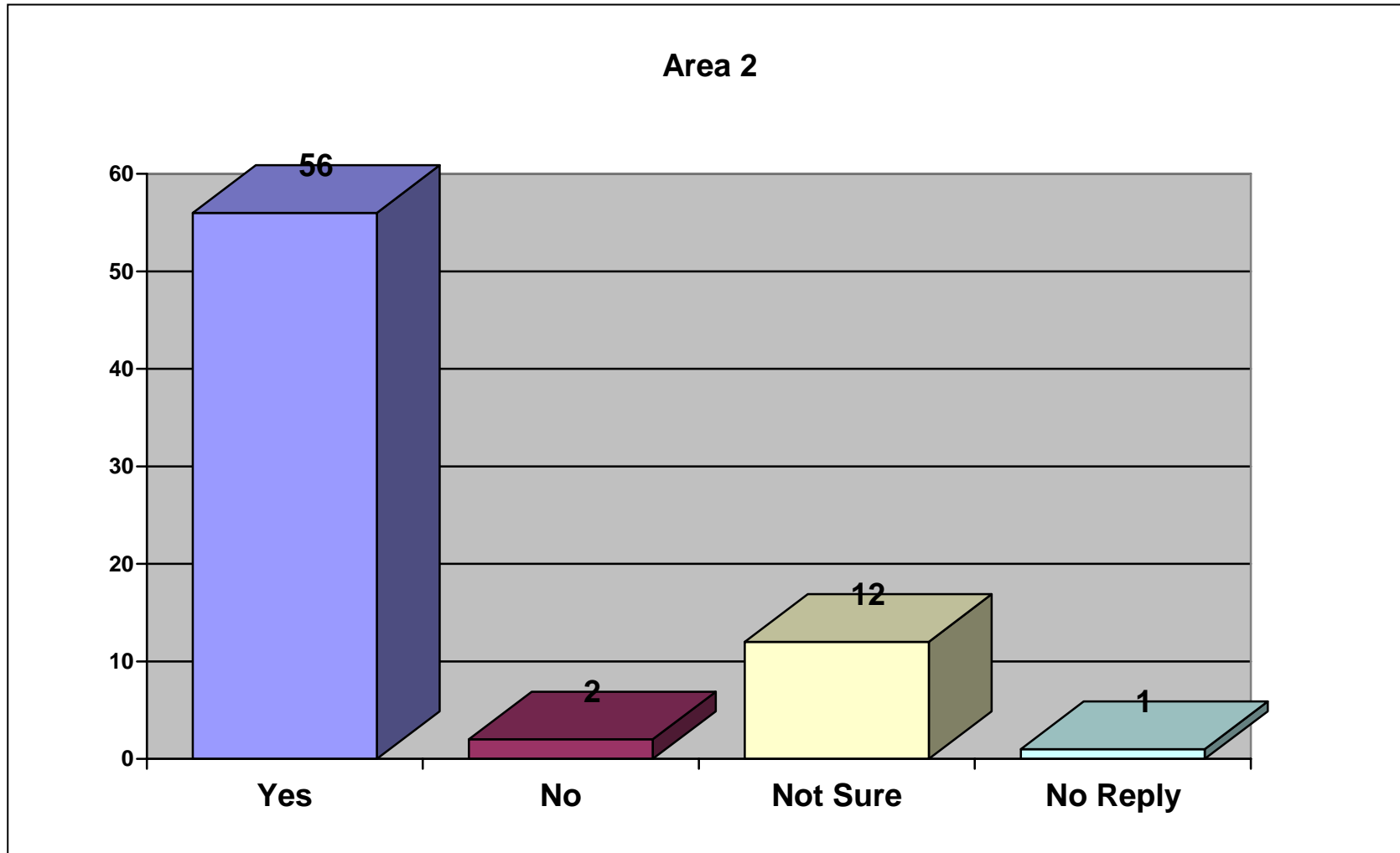
The number of respondents from each area is: -

Area 1 = 255, Area 2 = 71, Area 3 = 218, Area 4 = 504, Area 5 = 146, Area 6 = 187, Area 7 = 101, Area 8 = 201, Area 9 = 262, No Area = 194

2. What activities do you wish were available in your area but currently aren't?	
COMMENTS	
5-aside Football	1
A youth club	1
Archery	1
Bike track	4
Cinema	9
Crafts cards and stuff	1
Cricket, football & tennis	1
Dance classes, bigger better park	2
Drama studio	1
Fairground (theme park) ice skating cinema zoo	2
Fairs	7
Football/ football pitch	5
Go horse riding	1
Go kart track, bike track	2
Ice skating	6
Art stadium	2
Ice skating	3
Motor biking and Quadding	6
Motor biking track in Dale Park	2
Parks	4
Ramps for bikes	1
Rugby, Badminton in park	1
Street dancing	2
Swimming baths	2
Swimming baths	10
Theme park	3
Zoo	5

3. If you had the opportunity to do up to four hours of activities, including sport, in your spare time each week, would you make use of it?		
A	Yes	56
B	No	2
C	Not sure	12
	No reply	1

Question 3 – If you had the opportunity to do up to four hours of activities, including sport, in your spare time each week, would you make use of it?



A total of 2139 young people have completed the questionnaires.

The number of respondents from each area is: -

Area 1 = 255, Area 2 = 71, Area 3 = 218, Area 4 = 504, Area 5 = 146, Area 6 = 187, Area 7 = 101, Area 8 = 201, Area 9 = 262, No Area = 194

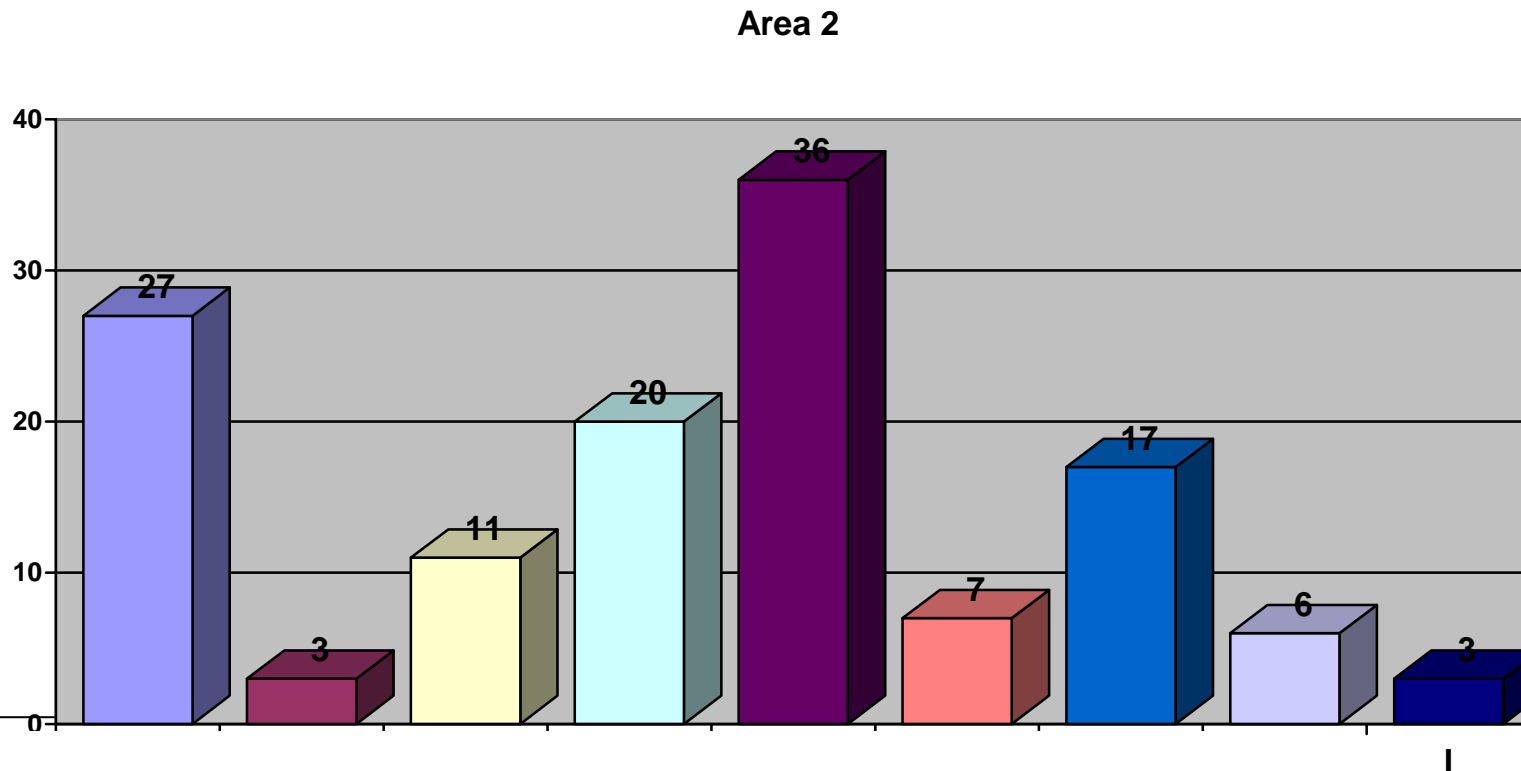
SOMEWHERE TO GO**4. Where would you like to be able to go to meet friends?**

A	Youth club	27
B	Community centre	3
C	Café/coffee shop	11
D	Shopping centre	20
E	Local park	36
F	Mobile youth centre	7
G	Sports centre	17
H	Other (please tell us)	6
	No reply	3

COMMENTS

Benches	1
Dale Park	1
Call for person	1
On the street	1
Football pitch	1
In the area	1
Swimming baths	2

Question 4– Where would you like to go to be able to meet friends?



- | | | | | | |
|----------|----------|--------------------------|----------|----------|-------------------------------|
| A | = | Youth Club | F | = | Mobile Youth Centre |
| B | = | Community Centre | G | = | Sports Centre |
| C | = | Café/ Coffee Shop | H | = | Other (please tell us) |
| D | = | Shopping Centre | I | = | No Reply |
| E | = | Local Park | | | |

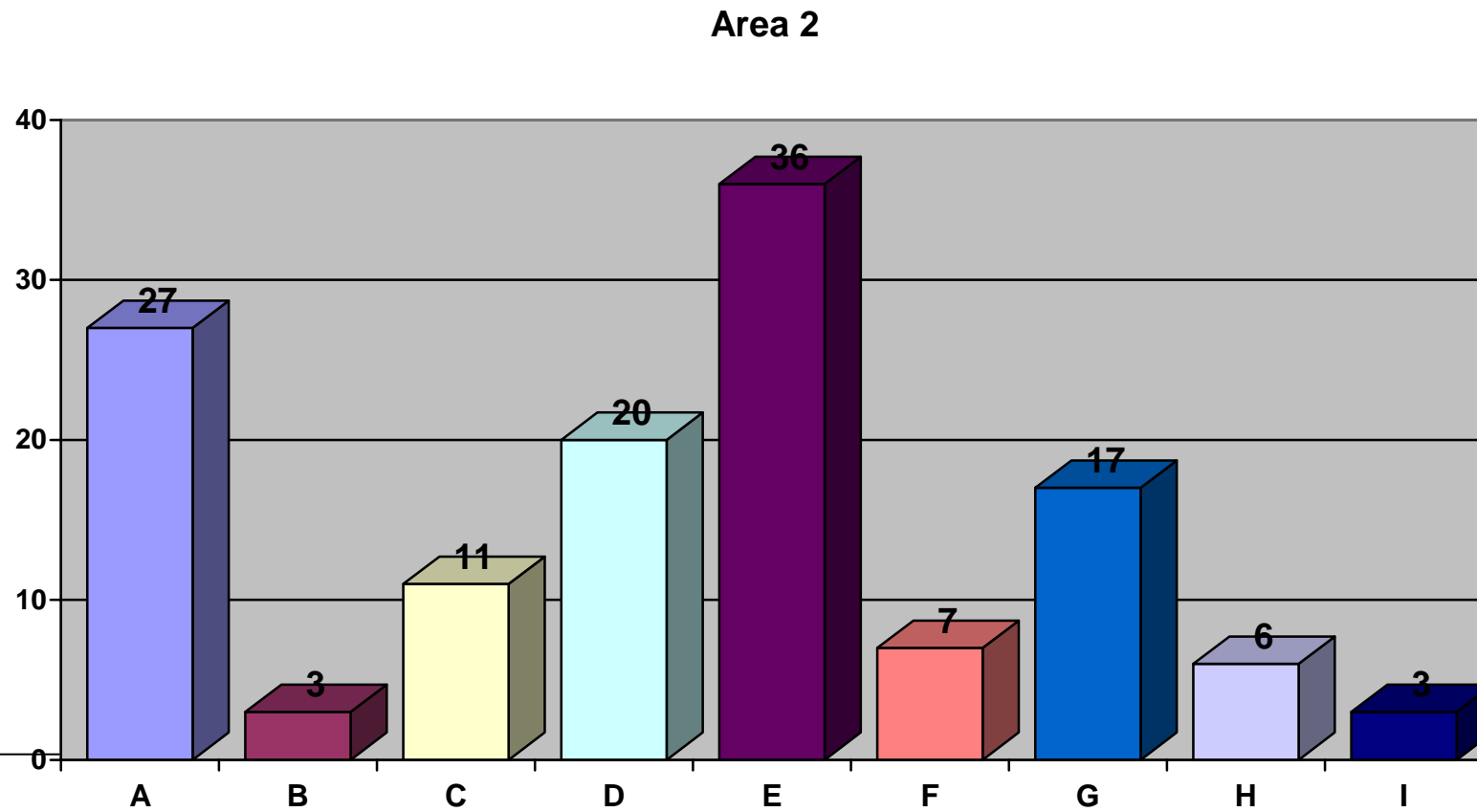
A total of 2139 young people have completed the questionnaires.

The number of respondents from each area is: -

Area 1 = 255, Area 2 = 71, Area 3 = 218, Area 4 = 504, Area 5= 146, Area 6 = 187, Area 7 = 101, Area 8 = 201, Area 9 = 262, No Area = 194

5. If there were more places for young people to go, do you think it would stop some teenagers getting into trouble?		
A	Yes	57
B	No	3
C	Not sure	8
	No reply	3

Question 5 – If there were more places for young people to go, do you think it would stop some teenagers getting into trouble?



A total of 2139 young people have completed the questionnaires.

The number of respondents from each area is: -

Area 1 = 255, Area 2 = 71, Area 3 = 218, Area 4 = 504, Area 5 = 146, Area 6 = 187, Area 7 = 101, Area 8 = 201, Area 9 = 262, No Area = 194

TALKING ABOUT WHAT MATTERS TO YOU

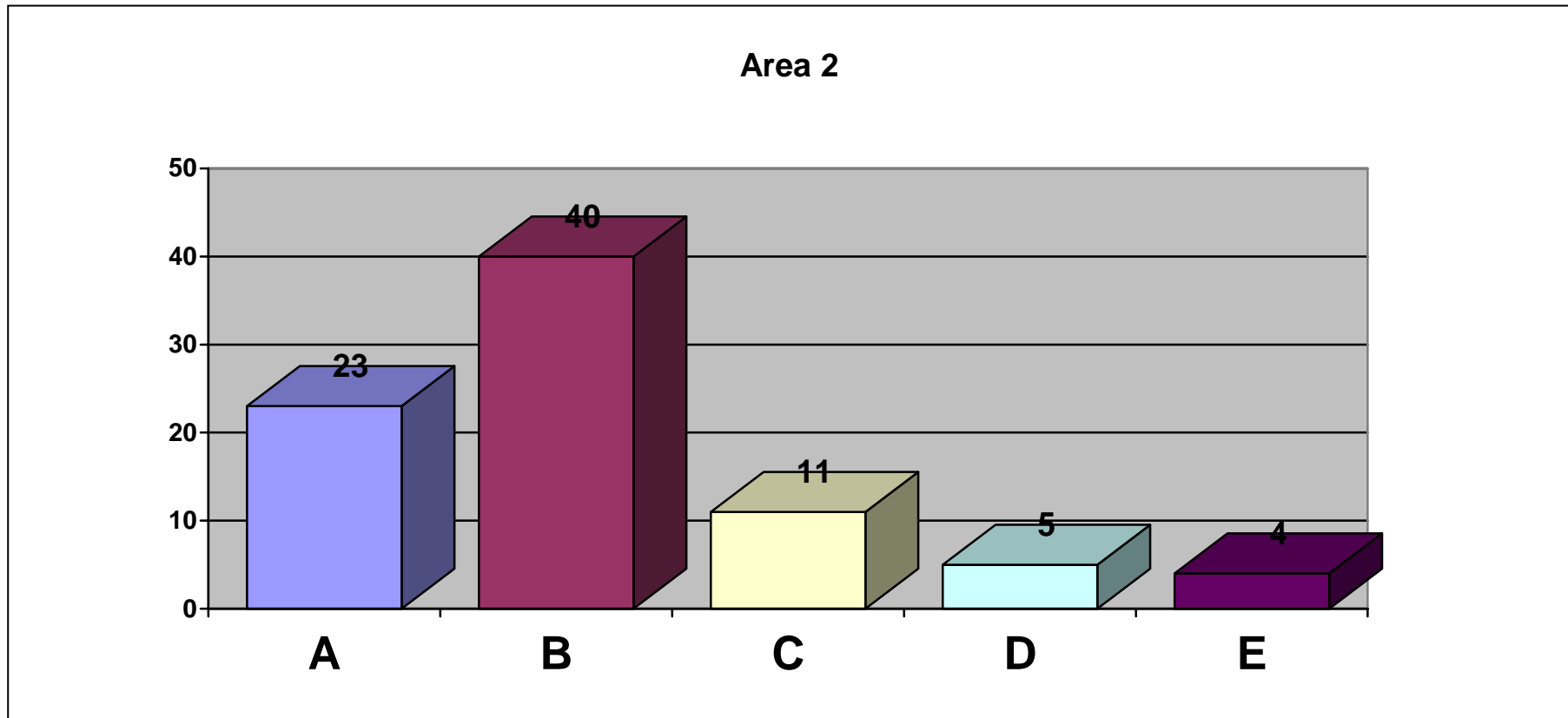
6. How would you like to be involved in improving things for teenagers in your area? (Tick any that you would like to be involved in?)

A	Take part in an inspection of how good local activities and services are	23
B	Help decide how your local council spends money on providing activities	40
C	Don't think young people should get involved in these kinds of decisions	11
D	Other (please tell us)	5
	No Reply	4

COMMENTS

Clubs	1
Help design things	2
Getting involved	2
Litter collector	1
Inspecting, littering bug club	1
Designing stuff	1

Question 6 – How would you like to be involved in improving things for teenagers in your area?



- A = Take part in an inspection of how good local activities and services are**
- B = Help decide on how your local Council spends money on providing activities**
- C = Don't think that young people should get involved in these kind of decisions**
- D = Other**
- E = No reply**

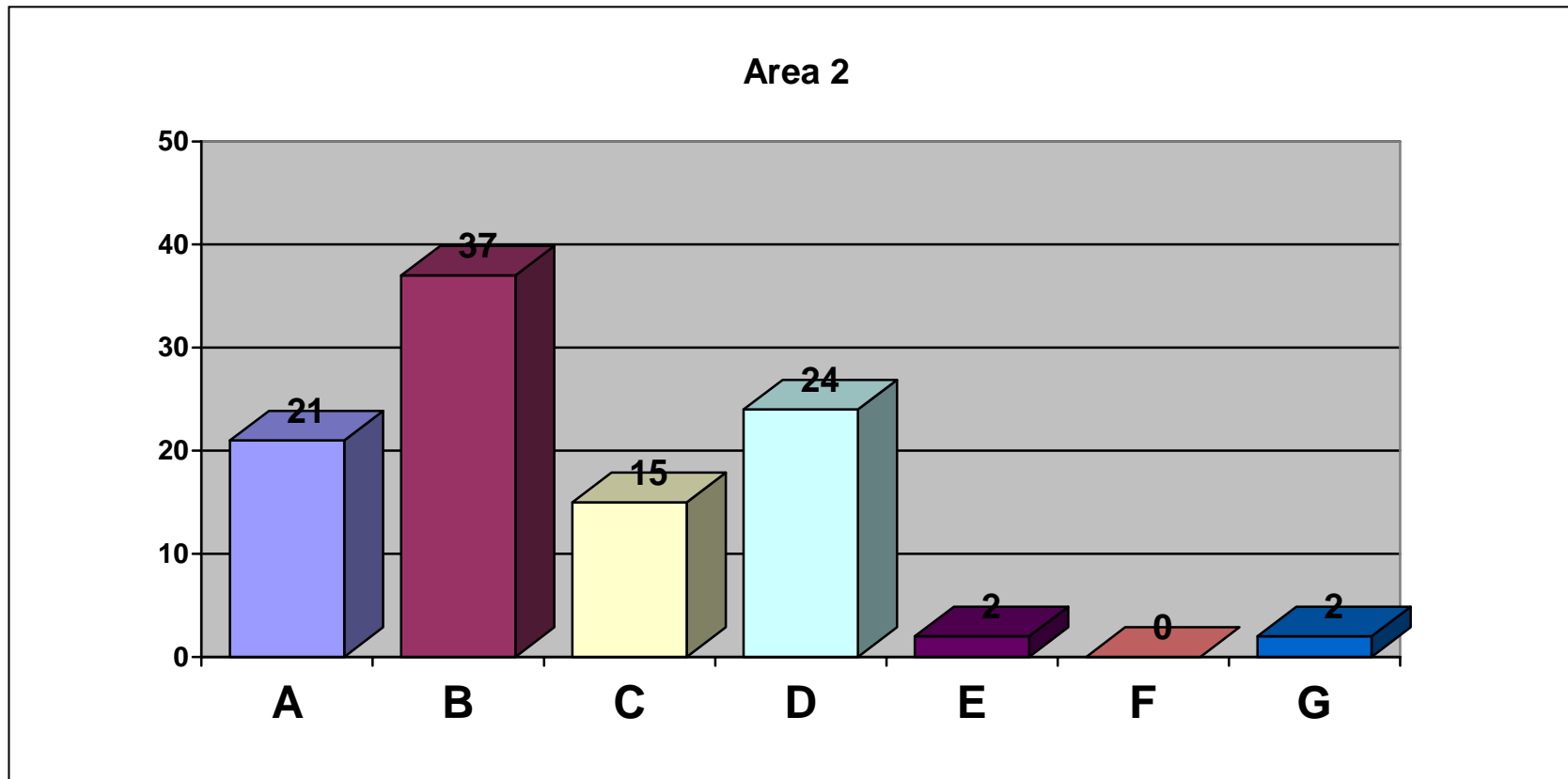
A total of 2139 young people have completed the questionnaires.

The number of respondents from each area is: -

Area 1 = 255, Area 2 = 71, Area 3 = 218, Area 4 = 504, Area 5 = 146, Area 6 = 187, Area 7 = 101, Area 8 = 201, Area 9 = 262, No Area = 194

7. How would you like to tell your local council what you think about activities and services for teenagers?		
A	Attend a meeting	21
B	Fill in a questionnaire	37
C	Have your say on a website or by email	15
D	Through your school or college	24
E	Don't want to be involved	2
F	Other (please tell us)	0
	No reply	2

Question 7 – How would you like to tell your local Council what you think about activities and services for teenagers?



A = Attend meetings

B = Fill in a questionnaire

C = Have your say on a website or by email

D = Through your school or colleae

E = Don't want to be involved

F = Other

G = No reply

A total of 2139 young people have completed the questionnaires.

The number of respondents from each area is: -

Area 1 = 255, Area 2 = 71, Area 3 = 218, Area 4 = 504, Area 5 = 146, Area 6 = 187, Area 7 = 101, Area 8 = 201, Area 9 = 262, No Area = 194

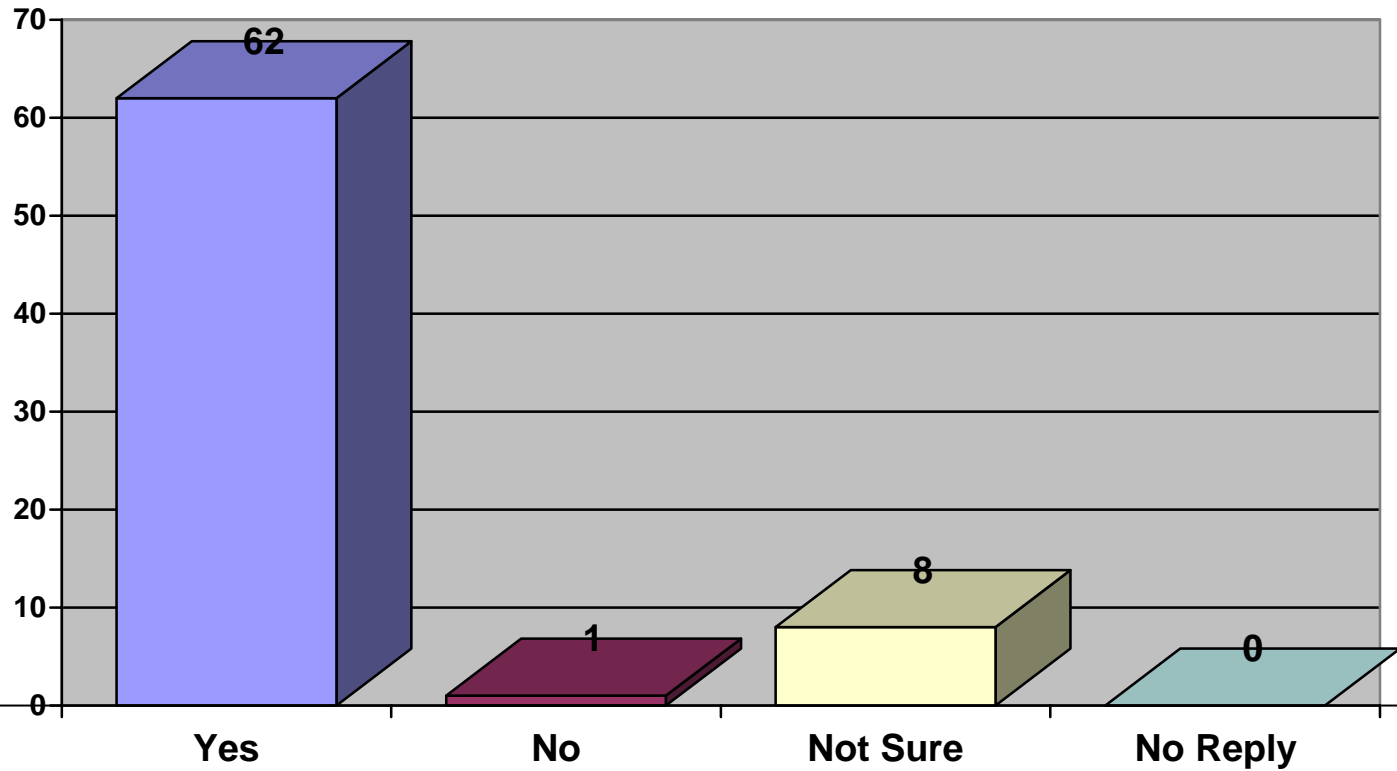
ENCOURAGEMENT

8. Would a card that gave you discounts and money to spend on activities encourage you to do more activities in your spare time?

A	Yes	62
B	No	1
C	Not sure	8
	No reply	0

Question 8 – Would a card that gave you discounts and money to spend on activities encourage you to do more activities in your spare time?

Area 2



A total of 2139 young people have completed the questionnaires.

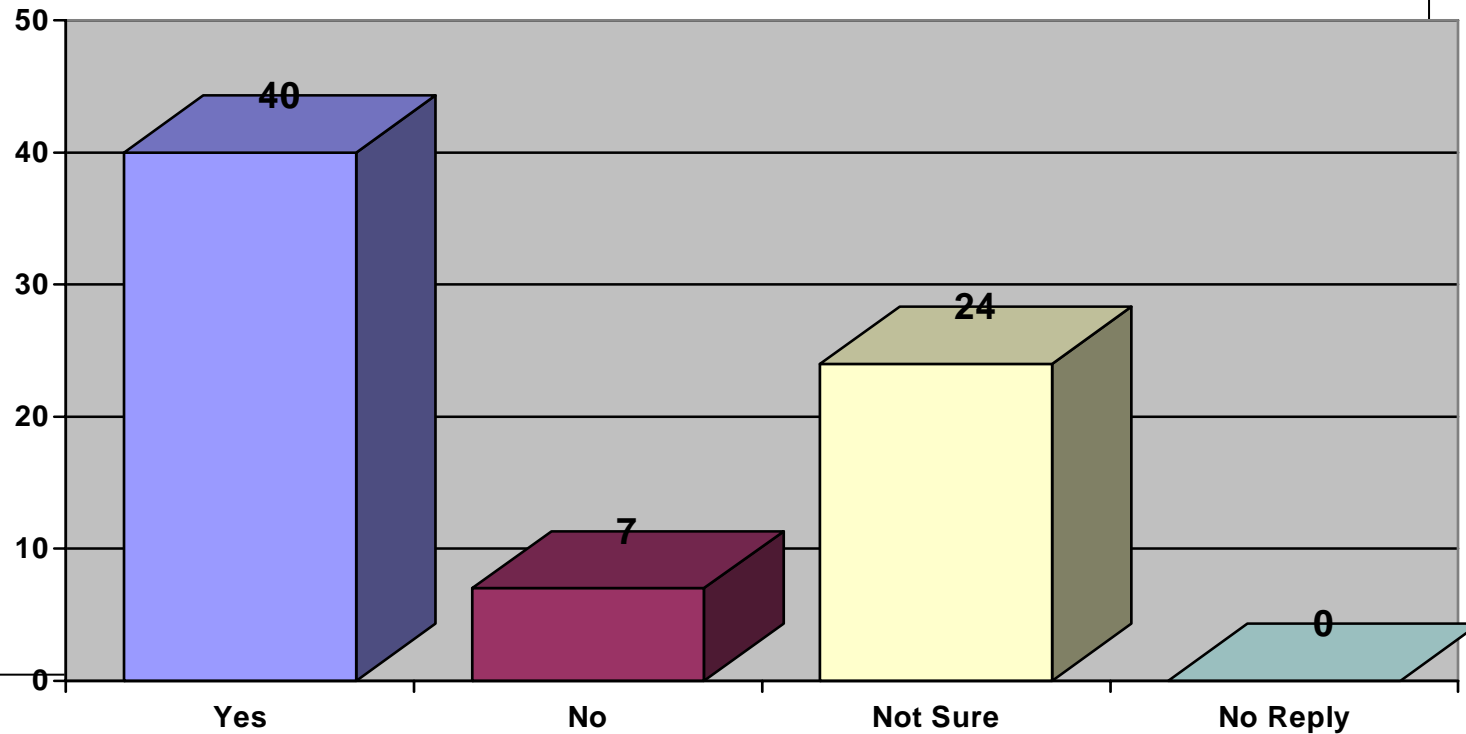
The number of respondents from each area is: -

Area 1 = 255, Area 2 = 71, Area 3 = 218, Area 4 = 504, Area 5 = 146, Area 6 = 187, Area 7 = 101, Area 8 = 201, Area 9 = 262, No Area = 194

9. Do you think your parents would top up your card with money for you to spend on activities		
A	Yes	40
B	No	7
C	Not sure	24
	No reply	0

Question 9 – Do you think your parents would top up your card with money for you to spend on activities?

Area 2



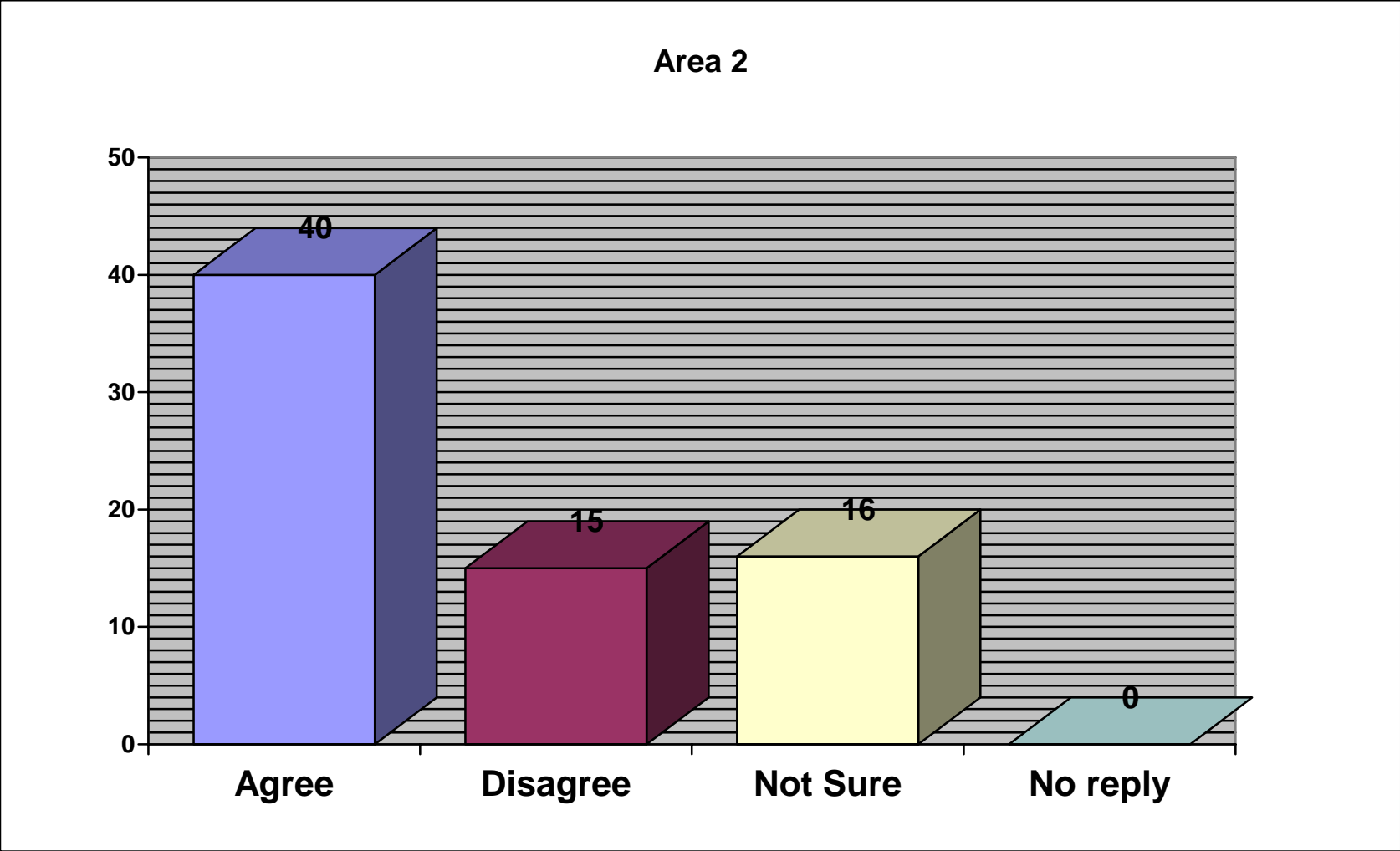
A total of 2139 young people have completed the questionnaires.

The number of respondents from each area is: -

Area 1 = 255, Area 2 = 71, Area 3 = 218, Area 4 = 504, Area 5 = 146, Area 6 = 187, Area 7 = 101, Area 8 = 201, Area 9 = 262, No Area = 194

10. We think young people who misbehave or commit crimes should not get these discounts and top-ups. What do you think?		
A	Agree	40
B	Disagree	15
C	Not sure	16
	No reply	0

Question 10 – We think young people who misbehave or commit crimes should not get these discounts and top-ups. What do you think?

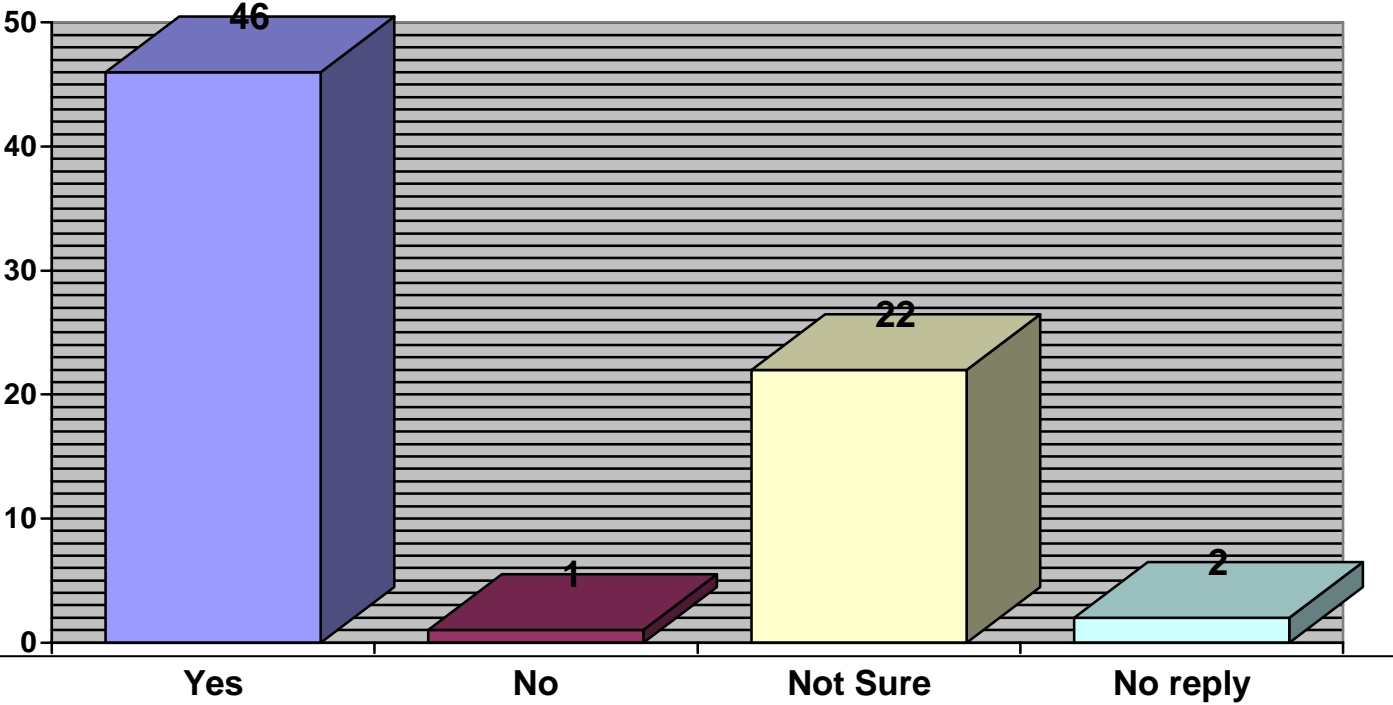


A total of 2139 young people have completed the questionnaires.
The number of respondents from each area is: -
Area 1 = 255, Area 2 = 71, Area 3 = 218, Area 4 = 504, Area 5 = 146, Area 6 = 187, Area 7 = 101, Area 8 = 201, Area 9 = 262, No Area = 194

11. Would you help out more in your community if what you did was recognised in some way?		
A	Yes	46
B	No	1
C	Not sure	22
	No reply	2

Question 11 – Would you help out more in your community if what you did was recognised in some way?

Area 2



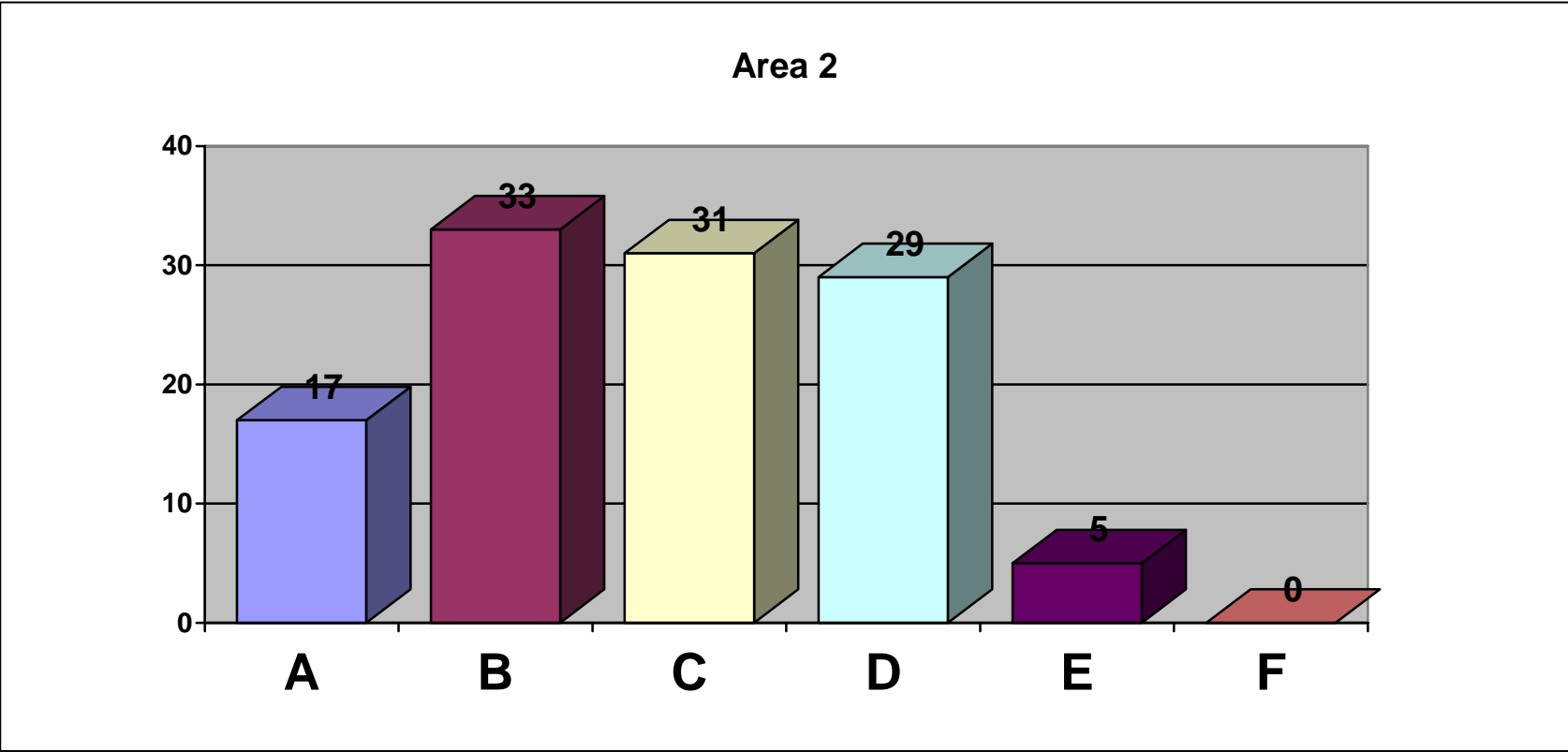
A total of 2139 young people have completed the questionnaires.

The number of respondents from each area is: -

Area 1 = 255, Area 2 = 71, Area 3 = 218, Area 4 = 504, Area 5= 146, Area 6 = 187, Area 7 = 101, Area 8 = 201, Area 9 = 262, No Area = 194

12. What kind of recognition or reward would encourage you to help out more in your community? (Tick any that would encourage you to get involved more)		
A	An award or certificate	17
B	Things like CDs or ringtones	33
C	Extra-top-ups on your card to spend on activities	31
D	The chance to win the opportunity to go to big events or meet important people	29
E	Other (please tell us)	5
	No reply	0
COMMENTS		
	Money	1
	Games on the internet	1
	Video games	1
	A computer game	1
	Win Money	2
	Medals and Trophies	1

Question 12 – What kind of recognition or reward would encourage you to help out more in your community?



- A = An award or certificate**
- B = Things like CDs or ringtones**
- C = Extra-top-ups on your card to spend on activities**
- D = The chance to win the opportunity to go to big events or meet important people**
- E = Other**
- F = No Reply**

A total of 2139 young people have completed the questionnaires.

The number of respondents from each area is: -

Area 1 = 255, Area 2 = 71, Area 3 = 218, Area 4 = 504, Area 5 = 146, Area 6 = 187, Area 7 = 101, Area 8 = 201, Area 9 = 262, No Area = 194

INFORMATION AND SUPPORT

13. Who do you go to now for information, help and advice?) For example: parent, friends, teachers, Connexions, youth worker, social worker, help lines.)

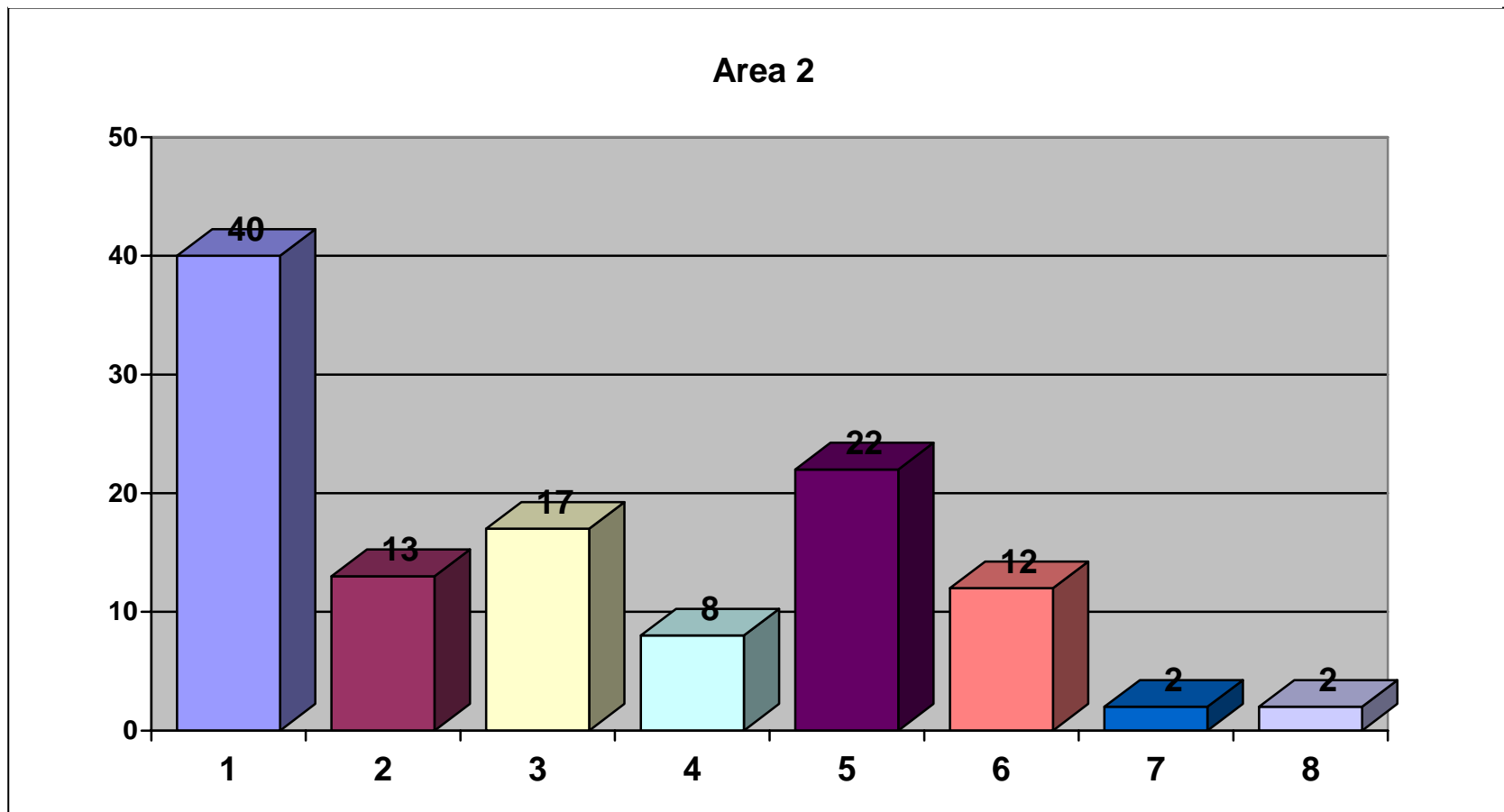
COMMENTS

Youth Club/ Youth Worker	2
Mum	7
Friend/friends	37
Teacher	7
Parents	36
Sister	1
Grandparents	1
Family	8
Counsellors	1
To the Office	1

14. What do you think about the information, help and advice you receive?	
COMMENTS	
Alright	2
Don't know	1
Good	23
Helpful	3
I think it is a good thing	1
Its good	1
Its good because my mum has experienced life	1
Mainly good	1
Not bad	1
Not bothered	4
Not sure	4
Ok	5
Some is good some is bad	1
Sometimes helps gives me ideas on what to do	2
Think its good advice	1
Useful, not bad	5
Very good advice	1
Yes	1

15. How would you like information and advice on your future education and career choices to be provided?		
1	Face to face	40
2	On a website	13
3	Over the telephone	17
4	Visits from young adults already in work	8
5	Work experience	22
6	By text messaging	12
7	Other (please tell us)	2
	No reply	2
	Because the school can't afford to fund it	1
	Have a letter given	1

Question 15 – How would you like information and advice on your future education and career choices to be provided?



- | | |
|---|------------------------------|
| 1 = Face to face | 5 = Work experience |
| 2 = On a website | 6 = By text messaging |
| 3 = Over the telephone | 7 = Other |
| 4 = Visits from young adults already in work | 8 = No reply |

A total of 2139 young people have completed the questionnaires.

The number of respondents from each area is: -

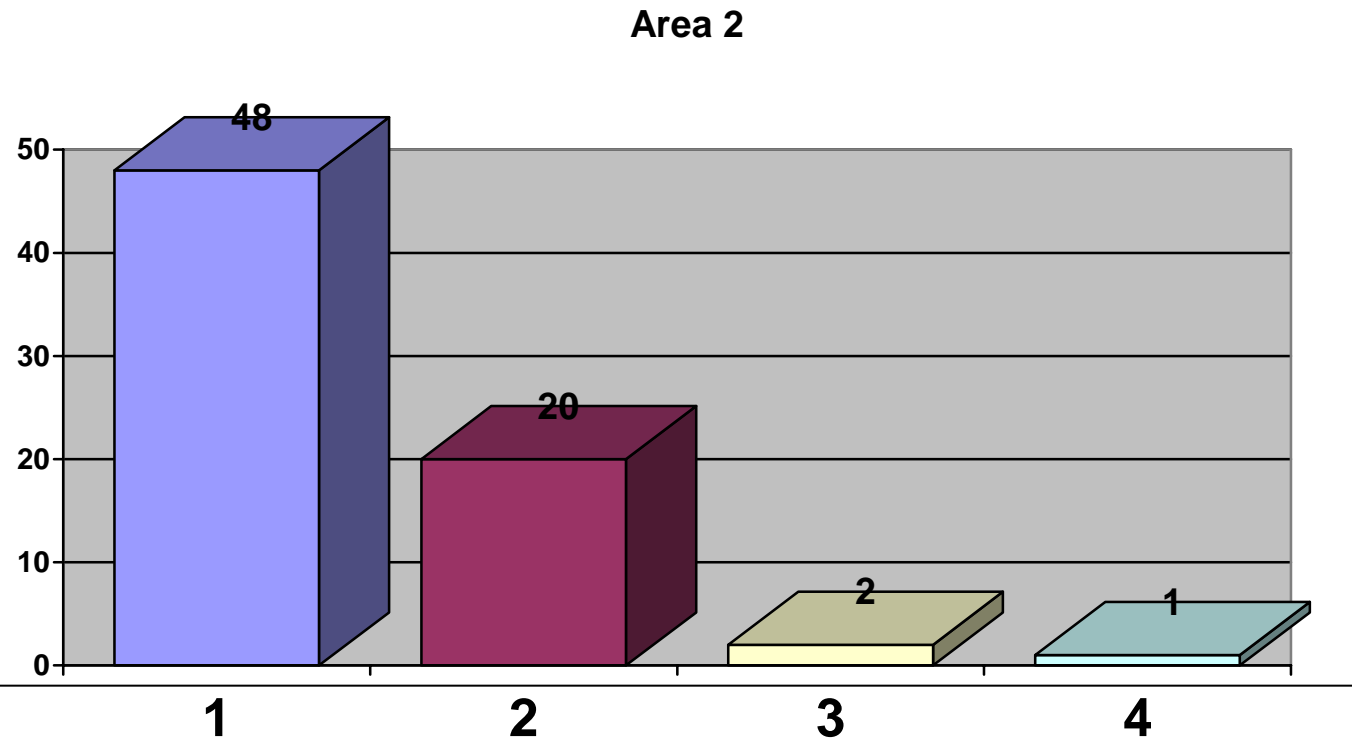
Area 1 = 255, Area 2 = 71, Area 3 = 218, Area 4 = 504, Area 5 = 146, Area 6 = 187, Area 7 = 101, Area 8 = 201, Area 9 = 262, No Area = 194

WHO TO TALK TO

16. If you were experiencing problems in your life, would you like to have one professional person you can trust to go to for advice and information?

1	I would prefer this	48
2	It wouldn't make any difference to me	20
3	It would be worse	2
	No reply	1

Question 16 – If you were experiencing problems in your life, would you like to have one professional person you can trust to go to for advice and information?



- 1 = I would prefer this**
- 2 = It wouldn't make any difference to me**
- 3 = It would be worse**
- 4 = No reply**

A total of 2139 young people have completed the questionnaires.

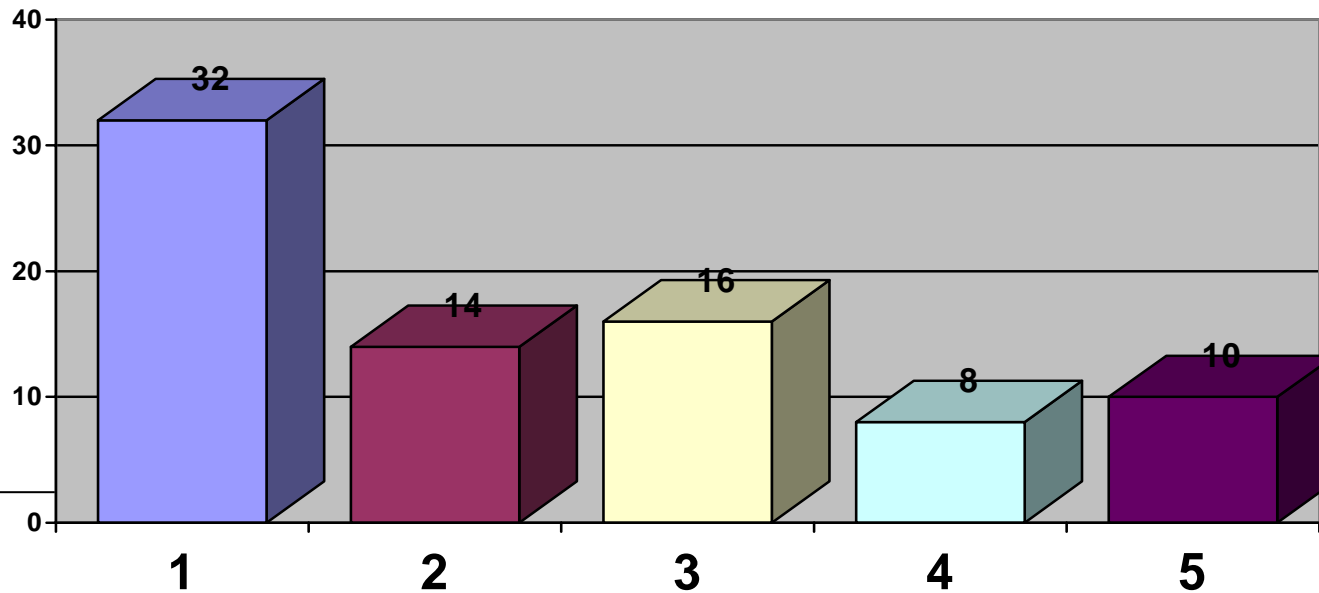
The number of respondents from each area is: -

Area 1 = 255, Area 2 = 71, Area 3 = 218, Area 4 = 504, Area 5 = 146, Area 6 = 187, Area 7 = 101, Area 8 = 201, Area 9 = 262, No Area = 194

WE'VE GOT LOTS TO GIVE		
17. Do you currently help out in any of the following ways?		
1	Helping younger pupils at school or college	32
2	Coaching younger people in a sport or other activity	14
3	Doing things to help out people in your area	16
4	Other (please tell us)	8
	No reply	10
COMMENTS		
	Helping my friends and family	1
	Helping young children to learn	1
	I like helping the disabled	1
	Help drama people	1
	Helping younger children with homework	1
	Help friends	2
	Help my nephew to crawl	1
	Take children out to park	1
	Help teachers	1

Question 17 – Do you currently help out in any of the following ways?

Area 2



- 1 = Helping younger pupils at school or college**
- 2 = Coaching younger people in a sport or other activity**
- 3 = Doing things to help out people in your area**
- 4 = Other**
- 5 = No reply**

A total of 2139 young people have completed the questionnaires.

The number of respondents from each area is: -

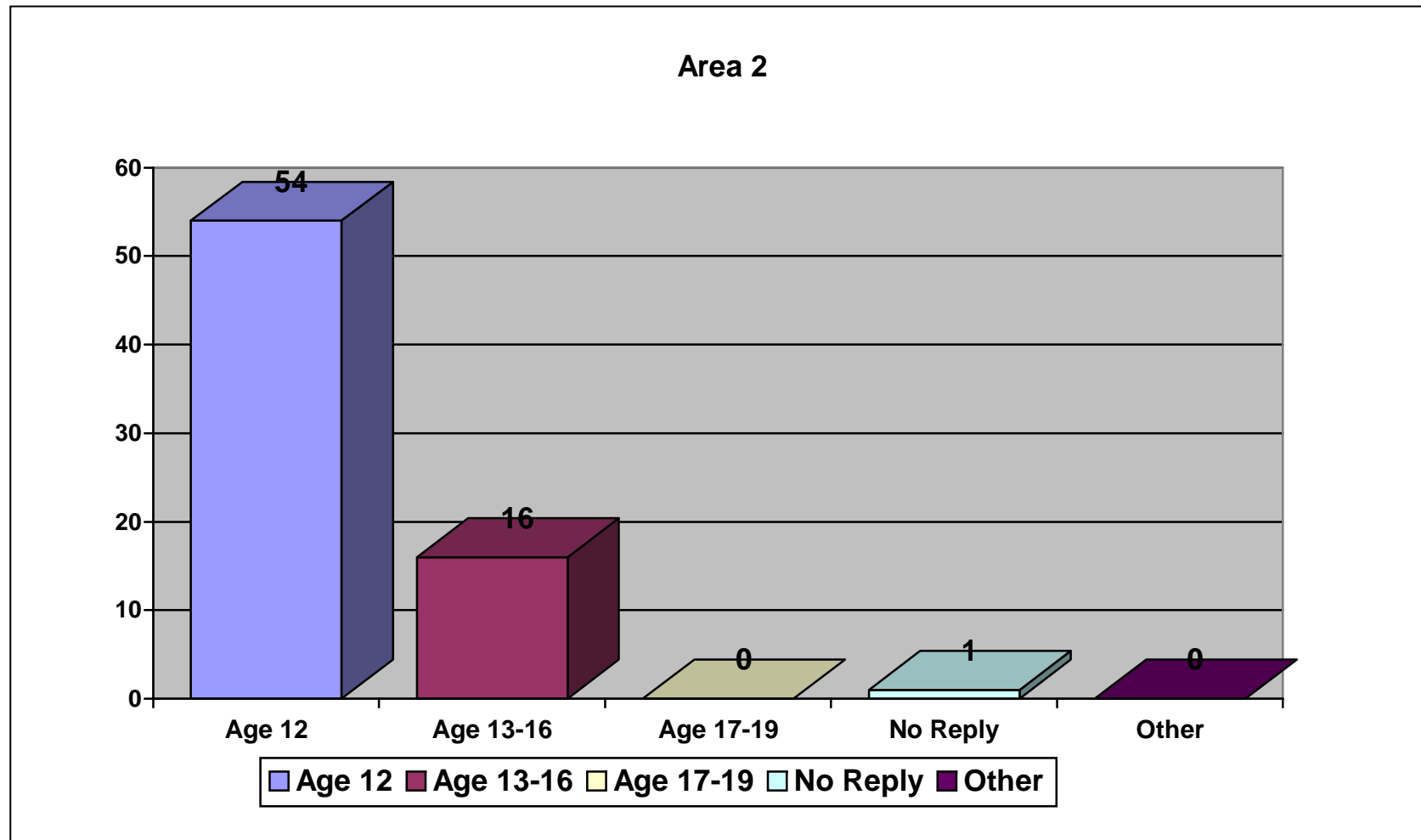
Area 1 = 255, Area 2 = 71, Area 3 = 218, Area 4 = 504, Area 5 = 146, Area 6 = 187, Area 7 = 101, Area 8 = 201, Area 9 = 262, No Area = 194

18. Would anything make you want to get involved helping out in your local area or with younger people?	
COMMENTS	
A bit	1
An award	1
Babies under 3	2
Behaviour	3
Creating an environment for people to live better in	1
Do things children want	1
Don't know	1
Football club	1
If it was something good/exciting/satisfying	4
If there was a great reward	1
If we got something in return	1
Make a skate park	2
Making a park, more things to do for teenagers	2
More chances	1
No	2
Not bothered	1
Rewards, money, certificates, Would want an award	2
Signs all around	1
Yes	16
Yes cleaning up the environment, creating environment	1
Yes football	1
Yes sports	1
Yes with vouchers for shopping	2
Youth club	1

19. Is there anything else you think we should consider to make life better for teenagers? (Continue on another piece of paper if you need to)	
COMMENTS	
A park	1
Ask what they want in area	2
Better places	1
Bike track	3
Different parks one for children one for teenagers	1
Football lesson	1
Have flood lights Youth Club	1
If they could have their own chill out rooms	1
Let us go on work experience	1
More acting	1
More activities	2
More stuff at the park	1
More things to do more places to go cause nothing to do in Barnsley	4
More youth shelters	1
No	5
Not bothered	1
Not sure	1
On field there should be swimming baths	1
Stop bullying	1
Stop violence	1
Think of things that entertain younger and older people (others)	3
Updated park area	1
Work experience	1
Yes	2
Yes I want to have a drama studio	1
Youth shelters	1

ABOUT YOU		
20. Age		
1	13-16	16
2	17-19	0
3	Other (please tell us)	54
COMMENTS		
	Age 12	54
	No reply	1

Question 20 – About the person completing this questionnaire



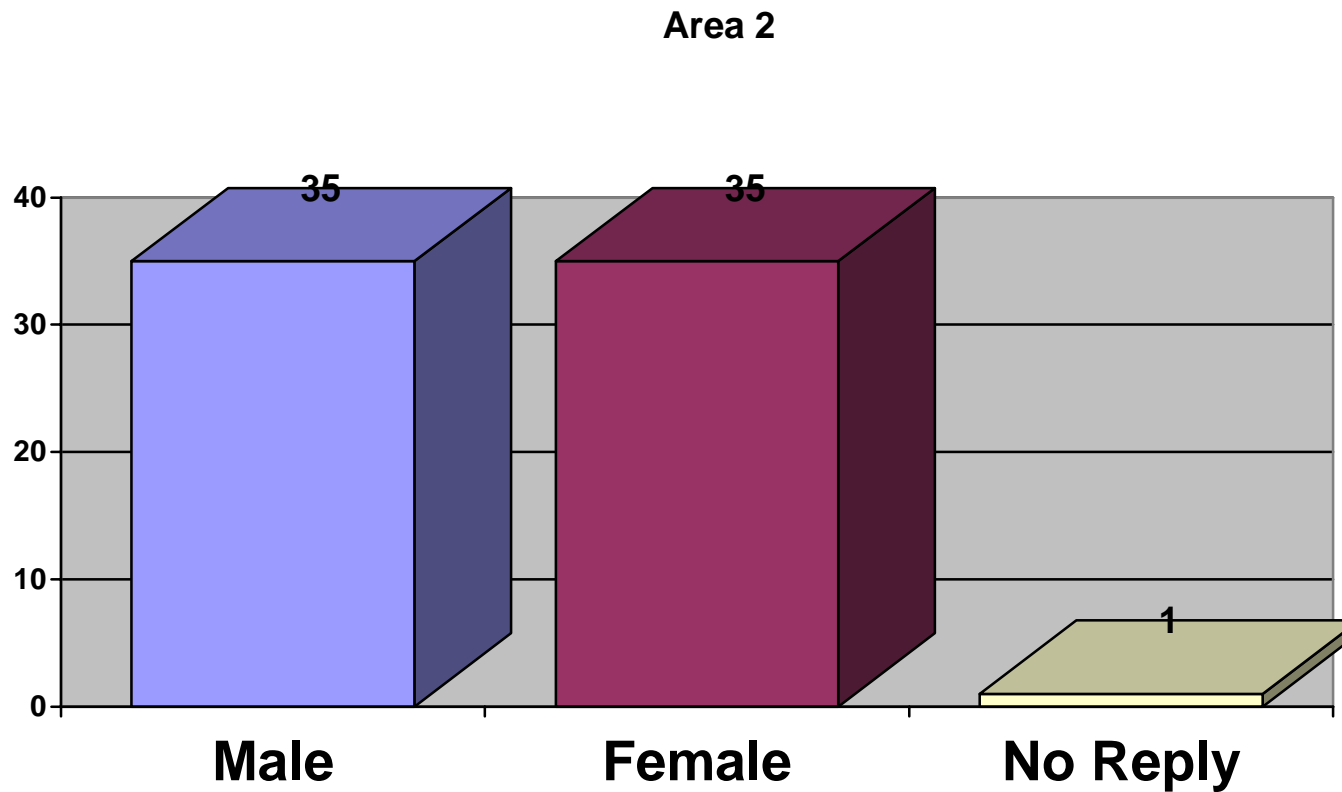
A total of 2139 young people have completed the questionnaires.

The number of respondents from each area is: -

Area 1 = 255, Area 2 = 71, Area 3 = 218, Area 4 = 504, Area 5 = 146, Area 6 = 187, Area 7 = 101, Area 8 = 201, Area 9 = 262, No Area = 194

21. Are you		
1	Male	35
2	Female	35
	No reply	1

Question 21 – About the person completing this questionnaire



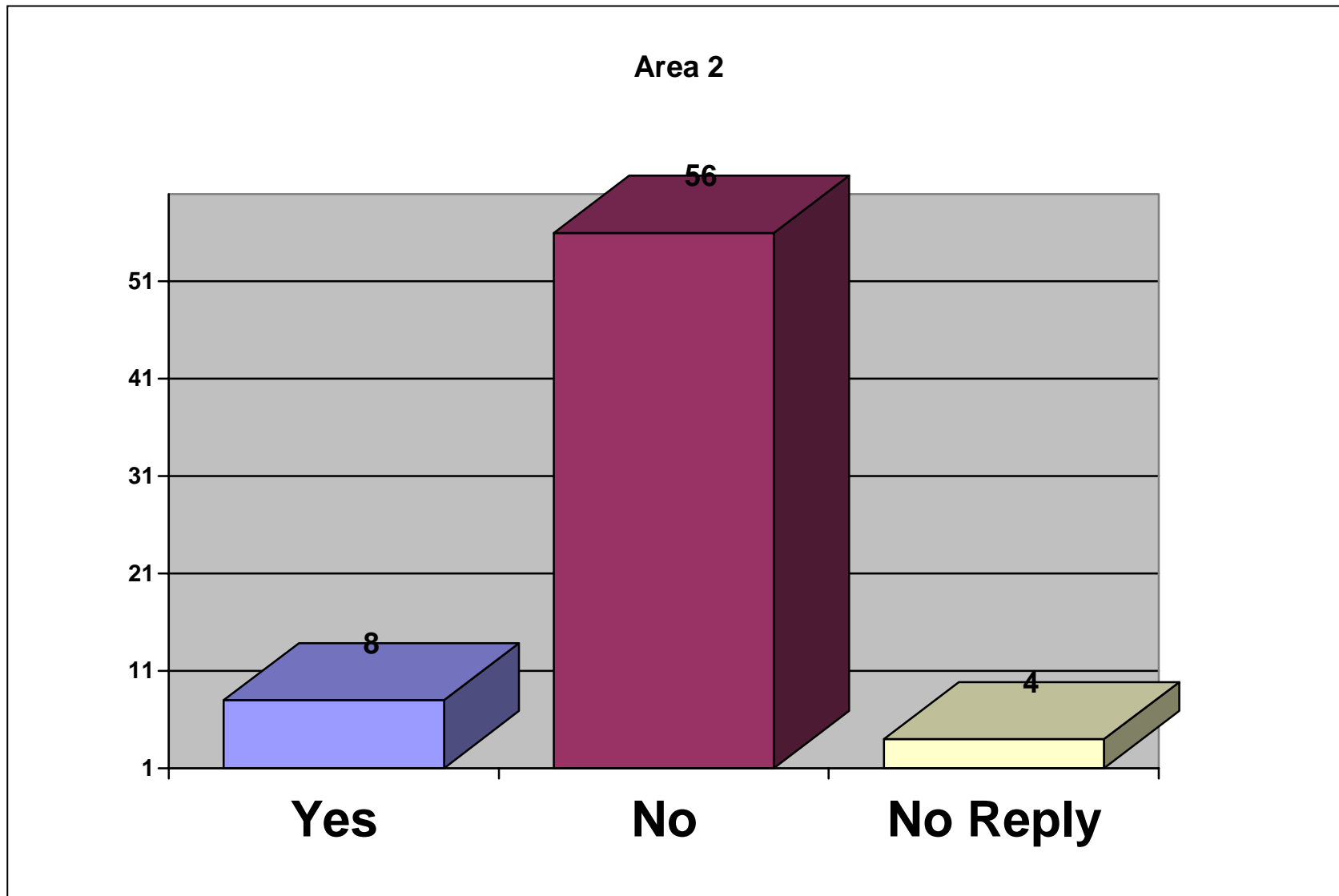
A total of 2139 young people have completed the questionnaires.

The number of respondents from each area is: -

Area 1 = 255, Area 2 = 71, Area 3 = 218, Area 4 = 504, Area 5 = 146, Area 6 = 187, Area 7 = 101, Area 8 = 201, Area 9 = 262, No Area = 194

22. Are you disabled or do you have any special needs		
1	Yes	8
2	No	59
	No reply	4

Question 22 – Are you disabled or do you have any special needs?



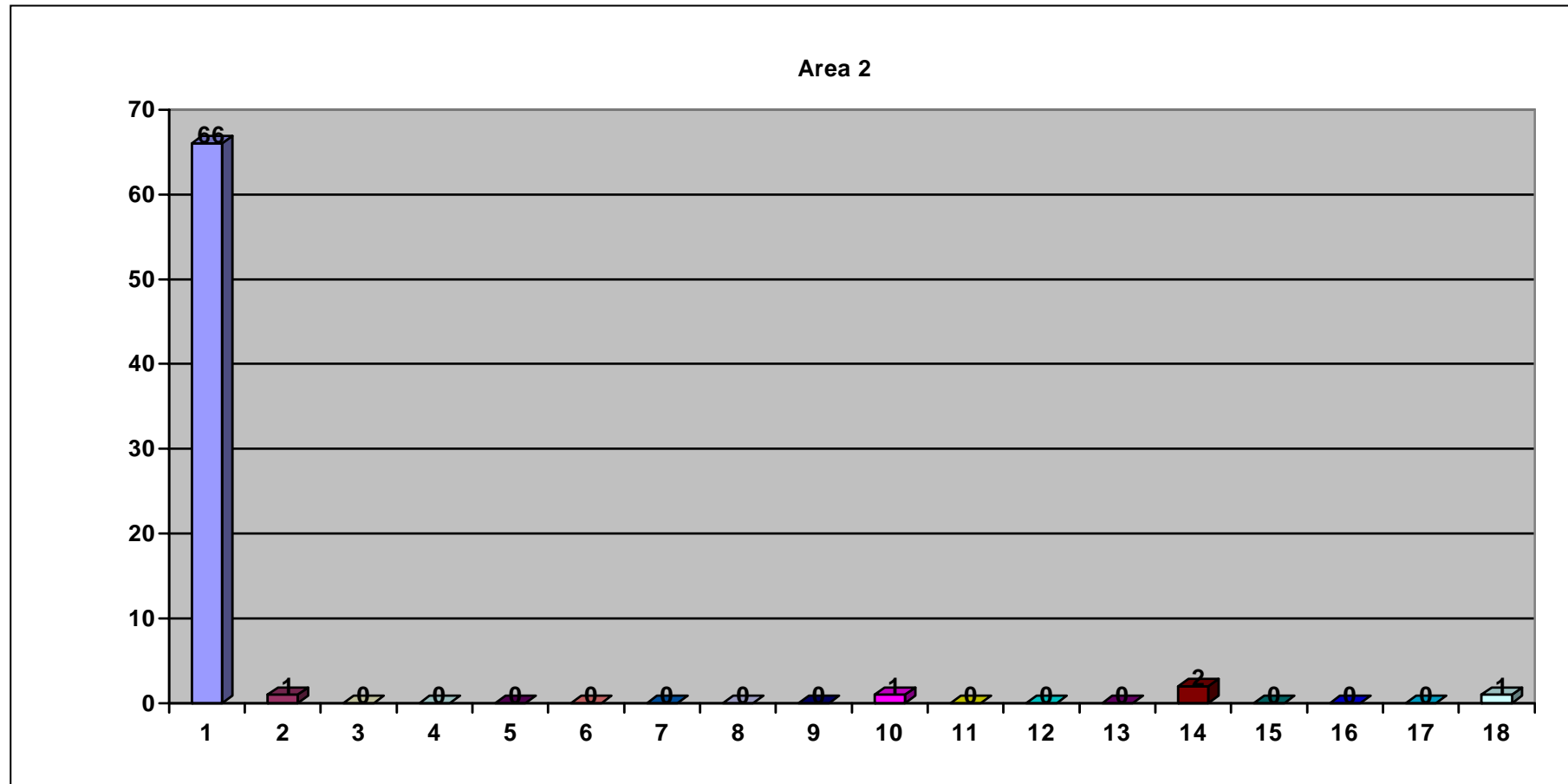
A total of 2139 young people have completed the questionnaires.

The number of respondents from each area is: -

Area 1 = 255, Area 2 = 71, Area 3 = 218, Area 4 = 504, Area 5 = 146, Area 6 = 187, Area 7 = 101, Area 8 = 201, Area 9 = 262, No Area = 194

23. What is your ethnic group		
White		
1	British	66
2	Irish	1
3	Other (please specify)	0
Black or black British		
4	Caribbean	0
5	African	0
6	Other (please tell us)	0
Mixed heritage		
7	White/black Caribbean	0
8	White/black African	0
9	White/Asian	0
10	Other (please tell us)	1
Asian or Asian British		
11	Indian	0
12	Bangladeshi	0
13	Pakistani	0
14	Other (please tell us)	2
Chinese		
15	Chinese	0
16	Other	0
Other		
17	Ethnic group (please tell us)	0
	No reply	1

Question 23 – What is your ethnic group?



White	Black or Black British	Mixed Heritage	Asian or Asian British	Chinese	Other
1 = British	4 = Black or Black/British Caribbean	7 = White/Black Caribbean	11 = Indian	15 = Chinese	17 = Ethnic Group
2 = Irish	5 = Black or Black/British African	8 = White/Black African	12 = Bangladeshi	16 = Other	18 = No reply
3 = Other	6 = Other	9 = White/Asian	13 = Pakistani		
		10 = Other	14 = Other		

A total of 2139 young people have completed the questionnaires.

The number of respondents from each area is: -

Area 1 = 255, Area 2 = 71, Area 3 = 218, Area 4 = 504, Area 5 = 146, Area 6 = 187, Area 7 = 101, Area 8 = 201, Area 9 = 262, No Area = 194

24. Where do you live		
1	London	0
2	South East (outside London)	0
3	South West	0
4	East Midlands	0
5	West Midlands	0
6	North West	0
7	Yorkshire & Humberside	71
8	Eastern England	0
9	Other (please tell us)	0